



A V E N U E

75

**Customer Driven
Features**

SEVENTY-FIVE PRODUCT FEATURES MAKING AVENUE FIFTH WHEELS THE BEST VALUE FOR YOUR INVESTMENT



Our Goal is to provide the absolute best customer RV ownership experience.

As an independent and owner operated company obsessed with providing the best ownership experience our team is empowered to do things differently and do the right thing.

With all of us going the extra mile to do things better, Alliance RV provides superior products that look better, perform better, and last longer, all while providing you the best ownership experience.

CAMP READY PERFORMANCE AUDIT

We are going the extra mile to help ensure your Alliance RV is "Camp Ready". With holding tanks full, Alliance RV hits the open road for a 15-minute "shakedown"



test tow that includes bumps, turns and rapid stops. This open road test identifies any potential concerns that would have only shown up when the coach was in transit to you and your dealer. Following the test drive, we bring the coach into our dedicated Performance Audit Bay for another round of systems checks and white glove inspection. Upon a 100% successful Performance Audit, we deem the RV to truly be "Camp Ready"!

A MEANINGFUL WARRANTY



A WARRANTY IS ONLY AS GOOD
AS THE COMPANY THAT BACKS IT.



Every Alliance RV is generously backed with a 3-year limited structural and 1-year limited base warranty. Further, what really makes Alliance RV stand out is our willingness to communicate our guiding principle of **“Do The Right Thing”**.

We understand there is not a one size fits all solution when it comes to your warranty and service needs. Our ability to keep open lines of communication with both you and your Alliance dealer will help us find a creative service solution for your specific case. Add to this the unique service and warranty programs we have implemented for our Alliance dealers to streamline the approval process and parts delivery times... all towards the mission of getting our Alliance RV owners back on the road faster and enhancing your RV ownership experience. If you ever want to speak with one of our customer service representatives, please don't hesitate to contact us at (574) 226-0140.

Full-time RVing won't void your Alliance RV warranty*

Many manufacturers incorporate language that voids the warranty in the case of full time RVing.



*Additional equipment may be necessary in certain climates or conditions for full time use.

SOLID FOUNDATION

Next generation advanced frame technology with heavy duty Performance Running Gear.

Redesigned from the ground up, the Benchmark Chassis features solid steel 8" I-beam main rails with a 2" torsion tube welded where the running gear attaches, drop frame storage area, flush upper deck design, reinforced goose neck area and a Rota-Flex pin box.



SPACE SAVER UPPER DECK

Engineers were able to redesign the upper deck to be stronger, while flattening the deck to eliminate the toe breaker steps typically found in this space. Stronger design + flush upper deck = smarter chassis.



ROTA-FLEX PIN BOX



The Rota-Flex pinbox has a pivoting head with built in rubber compound to reduce chucking and absorb road shock while towing

RUN FULL HOLDING TANKS



We know its not always possible to empty the holding tanks before hitting the road. We've all seen tanks fall out of the bottom of an RV and we have made it a priority minimize this potential in an Alliance RV.



Our fresh tanks are encased in a robust steel cage. Waste tanks are molded to rest on full length steel Z rails and secured with steel straps to prevent shifting in transit.

Class leading tank sizes:

98 Gal. Fresh • 106 Gal. Gray • 53 or 106 Gal. Black*

*Model specific



101 INCH WIDE-BODY



More is more. Over 14 more square feet on average. This added width gives you more room around the bed to get around, wider sofas in the rear with room for end tables with storage, wider pass through storage areas, deeper cabinets and an overall bigger open feel in the living areas.

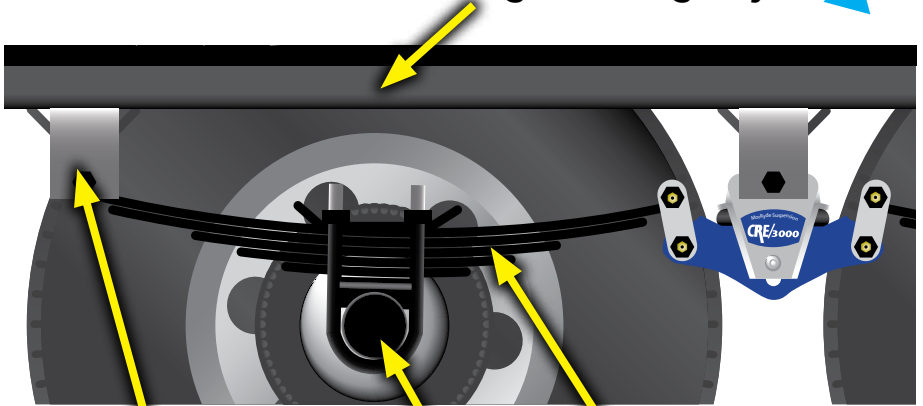
RUNNING GEAR REDEFINED



We listened to RVers to determine the good, bad, and ugly from the people who actually own and frequently use RVs. Unanimously, it was clear that tire blow-outs, insufficient springs, thin shackles, and spring hanger failures was a critical area that needed to be addressed.

Building on the latest advancement in chassis design, we have strategically selected our Performance Running Gear system to address the common failures too often seen at this pricepoint.

2" Torsion Tube welded to the I-beam for unbeatable strength and rigidity



Spring Hangers with V-Bracket Reinforcement



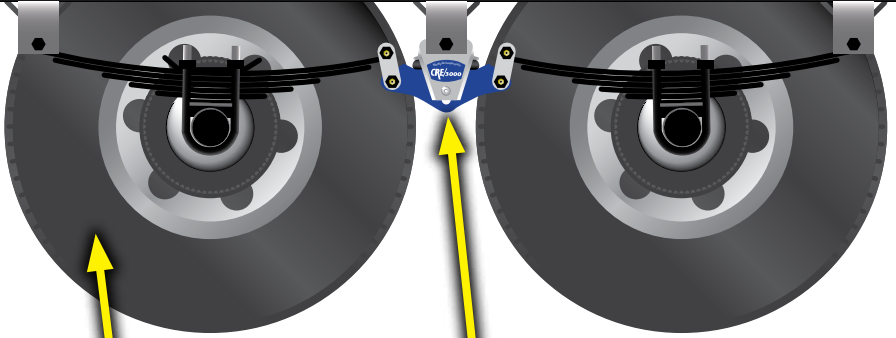
Dexter Heavy Duty 3.5K Springs



Dexter 6,000 Lb. AXLES

PERFORMANCE

RUNNING GEAR



MorRyde CRE3000 Suspension System



F-Rated 3,960 Lb. Rated Tires

Our 12-ply, steel belted tires are rated over 500 lbs. higher than the typical E-rated tires used in this RV category.

Tires are covered by Lionshead (12) month No Excuses Guarantee program and a (5) year limited warranty against manufacturers defects. See Lionshead product warranty policy for details.

MorRyde Heavy Duty 1/2" Thick Shackles and Wet Bolt Kit

Theirs



Ours



LIONSHED
SPECIALTY TIRE & WHEEL, LLC.

ALL-IN-ONE UTILITY CENTER ¹¹



The Alliance Utility Center brings vital connections to one convenient location for management of water hookups, coaxial connections, battery shut off, and tank pulls. Additionally there is a light for when the sun is down, a quick connect sprayer to wash up after dealing with the business end, and a 110V outlet for your convenience.

PEX PLUMBING ¹²

Cross-linked polyethylene (PEX)

Real PEX water lines are used throughout to create a reliable and temperature resistant plumbing system. Traditional braided lines (commonly used by some manufacturers) provide an inferior fit at the connection points, making them more susceptible to water leaks.



SHUT-OFF VALVES AT PLUMBING FIXTURES



Don't let a leaky toilet or dripping sink shut down the water supply to your whole coach. Simply shut off the dedicated valve to the toilet or sink and address the issue at your leisure. ¹³

ACCESS HATCH IN PASS THROUGH



Our basement storage compartments feature easy access to mechanicals with a full size access hatch. Alliance Basement storage compartments are insulated, heated, illuminated, and finished with a durable Congoleum floor and automotive trunk carpet to protect your cargo.

SLAM LATCH BAGGAGE DOORS

Slam latches and automotive bulb seals keep the baggage compartments tight, dry, and secured. Large handles for easy opening and magnetic stays make for convenient access to your gear.



PAINTED FRONT CAP

We paint our front cap to match the sidewall color.

The automotive paint is durable and long lasting, looks fantastic, and protects the value of your investment.



AUTOMOTIVE VINYL GRAPHICS FIVE YEAR WARRANTY



Avenue features 3M Scotchcal™ Graphic Film vinyl graphics that are vibrant,

durable and long lasting. Our 3M graphics have minimal shrinkage and the ability to withstand extreme temperatures. Your exterior graphics will look great for years!



DUAL 30 POUND LP



Extend your RV stay a little longer with 60 pounds of LP in two 30 pound tanks located on both sides of the coach for even weight distribution and equipped with an auto changeover valve.



FOUR POINT ELECTRIC LEVEL UP SYSTEM



Four point electric auto leveling is Fast, Strong, Quiet, and makes short work of leveling your coach so you can get to relaxing. We mount the control panel in a compartment on the off-door side by the front jacks.

OVERSIZED AWNINGS

20

Alliance maximizes the usability of your patio with huge awnings made of dark material that blocks more sun.

These awning arms don't have the traditional wingnut adjustment. A friction hinge and gas strut provide easy, one handed adjustments and act as a shock absorber should a wind gust catch the awning.

Includes a manual override in case of no power.



AWNING PATIO LED LIGHTING

21



Enjoy your patio lights with or without the awning out.

Our patio awning LED lighting is mounted to the sidewall so you don't have to run your awning out all the way to reveal the lights.

2" REAR ACCESSORY HITCH

22

For your convenience we added a 2" receiver style, rear accessory hitch with a 300 pound hitch capacity, 3,000 pound tow capacity and a four pin connector for taillights.



Polyvinylchloride

PVC

**SEAMLESS
ROOF MATERIAL**

LIFETIME WARRANTY

- ZERO MAINTENANCE
- EASILY REPAIRABLE
- EXTREMELY DURABLE
- REFLECTIVE SURFACE

FULLY WALKABLE PVC ROOF



We protect your investment from the top down with a seamless PVC roof material that is more puncture resistant than the TPO used by many others. PVC is ultra bright white and more solar reflective to help keep your unit cool. Last but not least, in the unlikely event of a roof tear, it can be repaired simply with a patch of the same PVC material and PVC cement from your local hardware store.



HEATED AND ENCLOSED UNDERBELLY

12V TANK PADS



Extend your RVing season into the cooler months with a heated and enclosed underbelly.

12-volt tank heat pads are standard on all fresh, gray and black tanks.



DOUBLE INSULATED ROOF FIBERGLASS AND REFLECTIVE




When it comes to insulation we install the best of both schools of thought with traditional fiberglass batten insulation and a seamless layer of reflective mylar barrier for maximum efficiency in hot and cold climates.




AZDEL LAMINATED WALLS

A reliable sidewall begins with a durable frame made of high grade aluminum that is professionally welded and reinforced at stress points. Block foam insulation fills all the voids in the framework and it is all sandwiched between an AZDEL composite substrate and fiberglass on the outside and interior wallboard on the inside. The entire wall assembly is laminated and cured to perfection for the ultimate sidewall.



Alliance sidewalls, rear wall, slide face and end walls are all laminated.

- 50% Lighter
- No Rot, Mold, Warping, or Delamination
- 2X Insulation Value
- Odorless, NO Formaldehyde
- Quieter RVs
- No Impact to the Rainforest
- Unaffected by Humidity and Temperature Changes
- Long Life
- Made in USA



HIGH GLOSS FIBERGLASS EXTERIOR



Just as the Indiana sun was setting here at the factory, a unit was awaiting its turn to go through the performance audit. It was a spectacular sight to see the setting sun reflecting in the high gloss

fiberglass on the south west side of the factory. This high gloss will last for years and keep your coach looking spectacular for many sunsets to come.

EASY CLIMB EXTENDED REAR ROOF LADDER



Traditionally RV ladders are mounted too high make reaching the first rung one big step for mankind... We mount an extended rear roof ladder that positions the bottom rung lower to facilitate easier and safer access to the roof for maintenance.

No more need for a step stool to access the rear ladder.





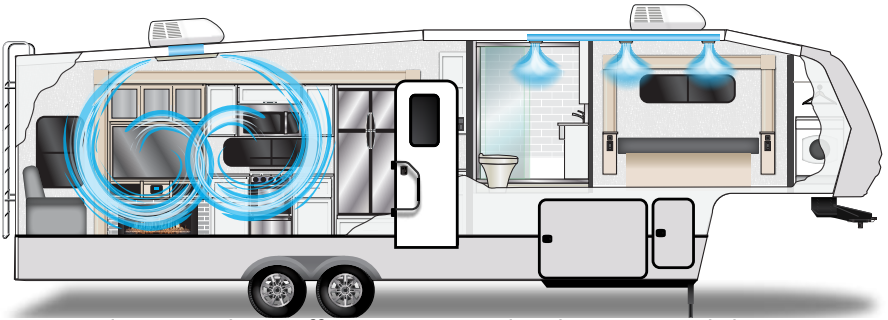
DOUBLE A/C STANDARD

27,000 BTU
Of Cooling Power

50% MORE EFFECTIVE

Twin 13,500 BTU, ultra quiet, independently controlled direct flow A/C units maximize cooling capacity.

ULTRA QUIET DUCTLESS DESIGN



Ducts reduce cooling efficiency. Our ductless A/Cs deliver 100% of the cold air produced by the A/C units directly into the RV (with the exception of the front A/C where there are walls in the way and we duct the bare minimum length to cool the bathroom.)

Our system is very quiet, using the latest Mach Q series Non Ducted air conditioners. Operating at only 51-57 decibels, you can easily hold a conversation and enjoy TV. Each A/C unit only draws 10.4 Amps on high.

2 A/C's easily run on 30 Amp service



INDIVIDUALLY CONTROLLED


Have it your way! Both A/C units are individually controlled offering an infinite combination of settings for maximum comfort and convenience.

37

35,000 BTU FURNACE

35,000 BTUs of forced air heat runs through flex ducts connected to formed ducts in the floor. Our heating ducts are designed to be as short as possible to minimize heat loss experienced in long duct runs and maximize comfort throughout the coach.

There are also dedicated heat vents into the basement and underbelly to keep the tanks and your gear cozy warm in the cooler seasons.



ELECTRIC FIREPLACE

32



For the spring and fall days when the temperature does not justify firing up the furnace, the 5,100 BTU fireplace takes the chill out of the room without using LP. Fully adjustable, you can also enjoy the ambiance of the fireplace without heating up the room.

33

PATIO SIDE LP QUICK CONNECT



No need for all the little portable LP cylinders when you have 60 pounds on-board. With a patio side LP hookup you can conveniently use your camp grill or patio heater to dine and entertain.



34

SOLID STEP ENTRY



Solid Step entry is solid unlike traditional fold-away steps that are flimsy and bouncy.

Large tread plate provides a smooth transition from steps to floor for safer passage.



Adjustable legs for uneven terrain



You spoke,
we listened.
Vinyl flooring
throughout
(No Carpet)



80 INCH TALL SLIDE ROOMS

Tall slide rooms provide extra headroom for a more comfortable dinette and no banging your head getting up from the recliner. The taller slides also allow us to install larger windows for spectacular views and more ventilation for the ultimate user experience.



FLUSH FLOOR KITCHEN SLIDE

37



No more raised slide room floor in the kitchen to stub your toes on.

No more awkward footing or leaning way over to prepare your food.

Brand X's raised floor kitchen slide

38

NO FLOOR VENTS - MAIN FLOOR

Floor vents are an eye-sore, foot-sore and a catch-all for dirt and trash. Our vents are mounted out of sight and off the main floor where they won't catch your bare foot in the dark by surprise.



NO FLOOR VENTS
ON MAIN LEVEL



ATRIUM WINDOWS



Alliance has bigger windows and more of them than anyone else. Enjoy a High Definition view of your surroundings.

CROSS VENTILATION



Get more fresh air inside! Bedroom and living areas have strategically placed Atrium windows that open wide to create excellent cross ventilation in the living area and bedroom.

41

BLACK OUT ROLLER SHADES THROUGHOUT

Whether you want to block out the bright light of day or have some privacy in the night hours, trust BLACK OUT roller shades for quality and ease of operation.



42

MAXxFAN



The kitchen is equipped with MaxxFan roof vents standard. These high powered fans move air at a high rate of 900 cubic feet per minute and will close down at the first sign of rain with the built in rain sensor.

HIDDEN HINGE CABINET DOORS

43

Not only do hidden hinges look great, they are very functional. Hidden hinges close tightly in conjunction with magnetic latches and they stay closed in transit keeping your gear in the cabinet where it belongs.



44

REINFORCED DRAWER BOTTOMS



REINFORCED DRAWERS

90
POUNDS

We use heavy duty ball bearing drawer glides, and as an added measure of quality and strength, we reinforce the bottom of every drawer preventing the silverware from ending up in the next drawer down. We put 90 pounds of exercise weights in a drawer to demonstrate our durability. (Don't try this in competitor's flimsy drawers.)

45

HIDDEN STORAGE BEHIND TV

Leave no wasted space anywhere!

Creative use of space makes the most of every square inch.



46 INNOVATIVE STORAGE SOLUTIONS

< Flip Top End Tables

Extra storage for spare blankets, pillows or anything. That's a lot of space that would normally be wasted!

Shoe Storage >

Under step shoe storage. As you walk in the door, what better place to take your shoes off and have a place to stash them out of the way yet handy for when your ready to go back outside again.



SOLID SURFACE COUNTERTOPS

47

The residential choice in countertops now standard in your RV. Solid surface countertops are food safe, easy to keep clean and stay looking beautiful for years to come.

Solid surface is made of the same material throughout so it can be buffed and polished to remove small scratches that can happen with everyday use.



OVERSIZED STAINLESS STEEL SINGLE BASIN SINK

48



This customer driven feature is sure to please anyone using the kitchen. The oversized kitchen sink makes it easy to clean even the biggest pots and pans.

30" RESIDENTIAL MICROWAVE

49

Our over-the-range microwave is a full size residential appliance at 1.6 cubic feet and 950 watts.

- 10 auto-cook settings
- 10 power levels
- 30 second express cook
- Energy saving Eco mode
- Two speed exhaust fan
- Removable rack
- Task light
- 12.4" glass turntable
- Child lock

30" RESIDENTIAL
MICROWAVE



RANGE & OVEN WITH MATCHING STAINLESS DRAWER

50



Glass cook top cover offers extra workspace when the burners are not used.

High powered burners for efficient cooking on the go.

Even more storage in the bottom pull out drawer that matches the oven.

MASSIVE POT & PAN DRAWER UNDER THE REFRIGERATOR

51



No such thing as too much storage, especially for large bulky pots and pans that are always hard to find a place to store.

OVERSIZED KITCHEN WINDOW WITH SLIDER FOR VENTILATION

52

Oversized kitchen window to let more light in and when you need fresh air while cooking there is a slider to let in the fresh air and help clear out the effects of indoor cooking.



53

FLOATING HARDWOOD DINETTE TABLE



No more banging your knees on table legs or a pedestal because there isn't one. The table itself is a hardwood top similar to the ones pictured in architectural and other interior design magazines.

MULTI-FUNCTIONAL OTTOMAN SEATING WITH FLIP UP STORAGE

54

MULTI-FUNCTIONAL OTTOMAN
SIT AND STOW TO GO!



The ultimate in versatile RV seating.

Dinette booth seat, storage chest for blankets, sleeping bags, gear and an ottoman for the rear sofa all in one.

Smarter solutions for a more enjoyable RV experience.

SMART DINETTE CHAIRS

55

Both dinette chairs have flip up storage in the seat.



56

KENSINGTON FURNITURE WITH FIVE YEAR WARRANTY



Our Kensington furniture features a high quality polyurethane based fabric from the Swavelle Tough Collection. This is a non-bonded material that is resistant to the cracking and peeling often seen with inferior bonded fabrics. This fabric carries an extended Swavelle five year warranty.



50 INCH HD TVS



Living rooms feature name brand HD TVs for the best entertainment experience and offer hidden storage behind the TV for media, manuals and more.

BLUETOOTH ENTERTAINMENT SYSTEM



AM/FM, CD, USB, Bluetooth entertainment system brings the best of modern entertainment to your fingertips.




59

USB CHARGING PORTS



With all the cell phones, tablets, earbuds, GPS units, and other electronic devices you can't have too many USB charge ports. 2x2x2 is a phrase you might hear in an Alliance RV referring to 2 USBs in the end tables, 2 USBs in the theater seats and 2 USBs in the bedroom nightstands.



Remember your ABCs
Always Be Charging

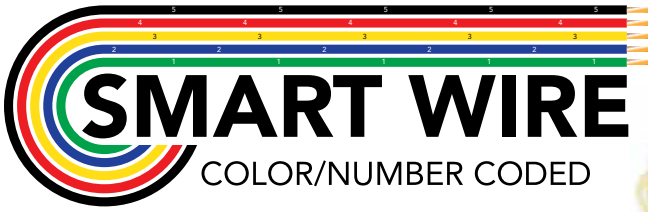
60

DIMMABLE LED FLUSH CAN LIGHTING

RV LED lighting is very bright and can be blinding. Alliance offers a twenty first century solution. A dimmer switch gives you control of your lighting in the living area and bedroom. It is a simple solution that most RV makers neglect to address.

Our LED ceiling lights are a flush mount can style like what you see in today's homes.





SMART WIRE

COLOR/NUMBER CODED

61



Ever wonder which wires run where? We are not afraid to show you what is behind the covers. In fact, we are proud of the extra effort put into keeping the wiring and plumbing neat and organized. This extra effort helps prevent problems and saves hours on diagnosing trouble down the way. Color coded and numbered wiring makes for quicker repairs and simplifies do-it-yourself projects.

Most RV wiring looks like spaghetti. All the wires look the same, no idea where they run and all tangled up in a jumbled mess.



62

CONVENIENTLY LOCATED AND CLEARLY MARKED BREAKER/FUSE BOX

We position our breaker/fuse boxes where you can get to them easily and clearly mark every breaker and fuse. We also provide a smart wire code guide so you can easily identify and trace wiring back to the source.

15 VOLT FUSES	AMPS	SMART WIRE CODE	115 VOLT BREAKERS
LIGHT ZONE 1	15	142 GREEN/WHITE #1.1	INVERTER
LIGHT ZONE 2	15	142 GREEN/WHITE #2.2	A/C 1
LIGHT ZONE 3	15	142 GREEN/WHITE #2.7	FIREPLACE
LIGHT ZONE 4	15	142 GREEN/WHITE #4.8	GFY
AWNING LIGHTS	15	142 ORANGE/WHITE #1	MICROWAVE
EXTERIOR LIGHTS	15	142 ORANGE/WHITE #4	MAIN1 MAIN1
CAMP/CARGO LIGHTS	15	142 ORANGE/WHITE #1	WATER HEATER
ACCESSORIES	15	142 RED/WHITE #1	WASHER
FURNACE	15	142 RED/WHITE #2	GENERAL
KITCHEN SLIDE	15	142 RED/WHITE #3	DRYER
WATER PUMP	15	142 BLUE/WHITE #1	CONVERTER
			A/C 2
			WINE REFRIGERATOR

BATTERY BANKS	BANK NUMBER	WIRING COLOR CODE
1	1	RED/BLACK
2	2	RED/BLACK
3	3	RED/BLACK
4	4	RED/BLACK
5	5	RED/BLACK

ALLIANCE



INDIVIDUALLY SWITCHED SLIDE OUTS



No more waiting for all the slides to run out in sequence to get to the one you really want. Say you're at a rest stop and you just want to run out one slide so you can get to the bedroom, bathroom, or refrigerator. No problem, simply run that slide out and only as far as you need.

FLUSH FLOOR UPPER DECK ALL THE WAY TO THE CLOSET



FLUSH FLOOR BEDROOM

No Climbing Into Bed
No Stubbed Toes
No Ledge

MORE SPACE

FLAT OUT BETTER THAN THE REST!

ALLIANCE

One of the benefits of the Benchmark Chassis is the flush floor upper deck all the way up into the front closet. No more stubbed toes in the middle of night. When every square inch of storage counts, this added space in the closet is a bonus. Again what you don't see is often the real story. The structure below that makes this feature possible, also adds strength to the upper deck.



OVERHEAD BED WINDOW

65

Many RV bedrooms are dark and feel confined. We install a window above the headboard to let in light and open the room up to a bright, spacious feel. You can even open the window on those cool summer nights.



66

CPAP FRIENDLY

These days so many of us have CPAP machines and we need to use them at home and on the road. Alliance makes the effort to be CPAP friendly offering outlets on all the night stands and on some models, where space allows, a deep shelf compartment and outlet to accommodate your CPAP machine.

RUSTIC SLIDING BARN DOORS

67

In an RV, every square inch of floorspace counts. Sliding barn doors offer the privacy of a solid swinging door, taking up half the floorspace of a pocket door since there isn't a second wall to surround it and no swinging door to get in the way... It is the best of both worlds and they look great. Heavy duty rolling hardware and a steel track make for smooth operation while tie-backs keep the door in place during transit.





UNDER-BED STORAGE

Huge under-bed storage compartment with gas struts to assist in opening 17.9 cubic feet of finished storage space. Perfect for extra blankets, sleeping bags or totes full of gear you want access to without going outside to the basement compartments.



DEEP BEDROOM DRESSERS



When it comes to storage, size does matter. Many RV dressers have lots of drawers but they are so shallow you can't fit much of anything in them. Alliance dresser drawers are deep front to back and top to bottom like a residential dresser. You can keep real adult size clothes in these drawers.



All the dresser drawers are mounted on heavy duty ball bearing drawer glides with soft close and are reinforced on the underside for maximum usability.



HUGE CLOSETS

Could there be such a thing as too much closet? Face it, we all have lots of stuff and most RVs simply do not provide much closet space. Avenue fifth wheels have some of the biggest closets on the market with hanging storage, shelf storage and cubbies. *Closets Vary by Model.



WASHER DRYER PREP



- 110V
- HOT
- COLD
- DRAIN



- 110V
- VENT



We make it easy to add a washer and dryer with dedicated locations pre-engineered to accept the washer and dryer with 110 volt outlets, color coded hot and cold water hookups, drain connection and outside vent location all ready for a quick and easy upgrade.

LARGE AND DEEP BATHROOM SINK

Tired of bathroom sinks that are barely the size of a finger bowl? Finally a bathroom sink that is usable. Alliance bathrooms showcase a modern style stainless steel sink that is deep with a real residential faucet that is high enough to get your hands under for a great wash. The stainless steel is durable and easy to maintain.



DETACHABLE SHOWER HEAD

Enjoy all the comforts of home with this detachable shower head! The shower head is mounted high enough for the tall folks to enjoy without stooping down and the hose is long enough to use in a seated position

ILLUMINATED LIGHT SWITCH IN BATHROOM



PREPPED FOR THE MOST COMMON UPGRADES



We surveyed thousands of RV owners to learn the good, bad, and ugly of owners' experiences and a common issue was the difficulty of upgrading later. Not everyone wants to buy every option available when they buy a new RV

and needs can change. Upgrades become a big hassle if not properly prepped. We identified the most common upgrades after the sale and made them as easy as possible to add later.



WiFi Prep




Backup Camera Prep



Solar Prep
DONE RIGHT!



Slide Topper Prep



More about Solar Prep.

Upgrade ready, no need to replace, just add...

What is the point of a solar package that does not grow with your needs and that you have to replace major components to upgrade. Some solar options in the industry are a total waste of money. Alliance RV offers a Go Power Solar package done right!

- 320 watt solar panel
- 20 amp MPPT controller
- 2000 watt inverter
- Lithium ready components

Additional panels and batteries can be added later to increase capacity without having to rewire and replace components.

75 CUSTOMER DRIVEN FEATURES

1. Camp ready performance audit
2. A meaningful warranty
3. Warranty for full-time RVing
4. Space saver upper deck
5. Run full holding tanks
6. 101 Inch wide body
7. 2" Torsion tube
8. V-bracket reinforced spring hangers
9. MorRyde CRE3000 suspension system
10. F-Rated - 3,960 lb. Rated tires
11. All-in-one utility center
12. PEX plumbing
13. Shut-off valves at plumbing fixtures
14. Access hatch in pass through
15. Slam latch baggage doors
16. Painted front cap
17. 5 Year graphics warranty
18. Dual 30 pound lp tanks
19. Four point electric level up system
20. Oversized awnings
21. Awning patio led lighting
22. 2" Rear accessory hitch
23. Fully Walkable PVC roof
24. Heated & enclosed underbelly
25. 12V tank pads
26. Double insulated roof fiberglass and reflective
27. AZDEL laminated walls
28. High gloss fiberglass exterior
29. Easy climb extended rear roof ladder
30. Double A/C standard 27,000 BTU
31. 35,000 BTU furnace
32. 5,100 BTU electric fireplace
33. Patio side LP quick connect
34. Solid step entry
35. No carpet throughout
36. 80 Inch tall slide rooms
37. Flush floor kitchen slide
38. No floor vents in the main floor
39. Atrium windows
40. Cross ventilation
41. Black out roller shades throughout
42. MaxxFan
43. Hidden hinge cabinet doors
44. Reinforced drawer bottoms
45. Hidden storage behind TV
46. Innovative storage - flip top end tables - under step shoe storage
47. Solid surface countertops
48. Oversized stainless steel single basin sink
49. 30" Residential microwave
50. Range & Oven with matching stainless drawer
51. Massive pot and pan drawer under the refrigerator
52. Oversized kitchen window with slider for ventilation
53. Floating, hardwood, live edge dinette table
54. Multi-functional ottoman seating with flip up storage
55. Smart dinette chairs
56. Kensington collection furniture
57. 50 Inch HD TVs
58. Bluetooth entertainment system
59. USB charging ports
60. Dimmable LED flush can lighting
61. Smart wire
62. Conveniently located and clearly marked breaker/fuse box
63. Individually switched slide outs
64. Flush floor upper deck
65. Overhead bed window
66. CPAP friendly
67. Rustic sliding barn doors
68. Under-bed storage
69. Deep bedroom dressers
70. Huge closets
71. Washer dryer prep
72. Large and deep bathroom sink
73. Illuminated light switch in bathroom
74. Pull-out shower sprayer
75. Prepped for the most common upgrades

Thank You Allies




Thank you for your interest in Alliance Recreational Vehicles. Our mission is simple - Provide our customers with the best RV ownership experience! This means creating long-term alliances with our family of product owners and dealer partners, and exceeding expectations every step of the way.

See what thousands of RVers have to say about ALLIANCE RV



Join the
ALLIANCE RV GROUP
on Facebook.



SCAN WITH SMART PHONE CAMERA



Alliance Recreational Vehicles
301 Benchmark Drive
Elkhart, Indiana 46516
Office: (574) 218-7165
Customer Service: (574) 226-0140

[www. ALLIANCE RV.com](http://www.ALLIANCERV.com)

Product information is as accurate as possible as of the date of publication of this brochure. Alliance RV is commitment to continuous product improvement thus - floorplans, materials, components, features, measurements, specifications, options, etc. are subject to change at any time without notice or obligation. Certain conditions may require additional equipment. Advertising and marketing Photography may show optional equipment or props used for photography purposes only.

Alliance publishes approximate base weight of the trailer without optional equipment included. Optional equipment will impact the weight of the trailer. Please locate the weight sticker attached to the trailer you are considering for the most accurate trailer weight.

Tow Vehicle Caution: Retail owners of Alliance recreational vehicles are solely responsible for the selection and proper use of tow vehicles. All customers should consult with a motor vehicle manufacturer or their dealer concerning the purchase and use of suitable tow vehicles for Alliance products. Alliance disclaims any liability or damages suffered as a result of the selection, operation, use or misuse of a tow vehicle. Alliance's limited warranty does not cover damage to the recreational vehicle or the tow vehicle as a result of the selection of the tow vehicle.