



CIVO

BY FOREST RIVER

Explore. Everywhere.

2023 EVO FEATURES



1. Residential Style 12V 11 CU FT Refrigerator
2. Solid Surface Countertops
3. Oversized Double Sink with High Rise Faucet
4. Three Burner Cooktop with Oven
5. 30" Overhead Microwave


6. Space Saving Pantry
7. Glass Fronted Overhead Cabinetry
8. LED Lighting Throughout
9. U-Shaped Dinette with Under-Seat Storage and Versa-Lounge capabilities
10. Panoramic Window for Great Campsite Views

Versa-Lounge



Bed, Bath, and Beyond!

- 1. Walkaround Queen Bed
- 2. Overhead Cabinet Storage
- 3. Shiplap Accents
- 4. Wardrobe Cabinets
- 5. Black-Out Window Shades



- 1. Neo-Angled Step-In Shower
- 2. Skylight Above Shower



Fireplace Standard on Applicable Units

SINGLE AXLE FLOORPLANS

162QK




169RS



176QB



178BHS



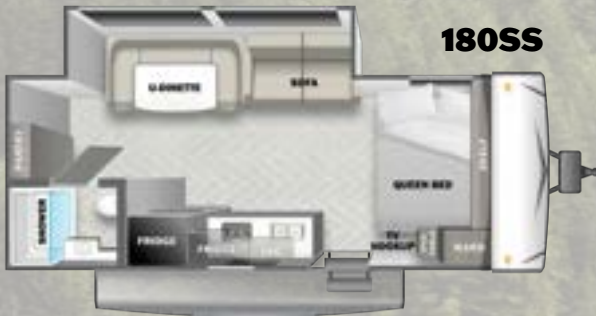
178RT



179DB



180SS



SPECIFICATIONS	162QK	169RS	176QB	178BHS	178RT	179DB	180SS
HITCH	488 lb.	580 lb.	530 lb.	535 lb.	510 lb.	492 lb.	536 lb.
UVW	3,594 lb.	4,017 lb.	3,943 lb.	4,109 lb.	3,478 lb.	3,515 lb.	3,944 lb.
CCC	1,294 lb.	963 lb.	987 lb.	826 lb.	1,432 lb.	1,377 lb.	992 lb.
LENGTH	23' 6"	23' 1"	23' 1"	22' 11"	21' 8"	22' 5"	22' 8"
HEIGHT	10' 2"	10' 8"	10' 8"	10' 8"	10' 2"	10' 2"	10' 8"
WIDTH	90"	90"	90"	90"	90"	90"	90"
FRESH WATER	39 gal.	39 gal.	39 gal.	39 gal.	39 gal.	39 gal.	39 gal.
GRAY WATER	27 gal.	27 gal.	27 gal.	27 gal.	30 gal.	27 gal.	27 gal.
BLACK WATER	32 gal.	32 gal.	32 gal.	27 gal.	30 gal.	27 gal.	27 gal.
AWNING	15'	15'	15'	15'	12'	14'	12'
GVWR	4,888 lb.	4,980 lb.	4,930 lb.	4,935 lb.	4,910 lb.	4,892 lb.	4,936 lb.

"LITE" DOUBLE AXLE FLOORPLANS

2160RBX



2260BHX



2400BHX



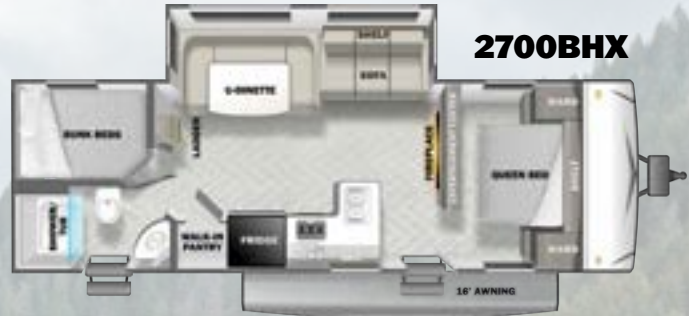
2460RKX



2495DBX



2700BHX



2750QBX



2985VBX



Scan to visit our website for detailed specs, photos, videos, 360° Virtual Tours, and more!

SPECIFICATIONS	2160RBX	2260BHX	2400BHX	2460RKX	2495DBX	2700BHX	2750QBX	2985VBX
HITCH	582 lb.	605 lb.	625 lb.	625 lb.	738 lb.	794 lb.	749 lb.	740 lb.
UVW	4,794 lb.	4,643 lb.	5,469 lb.	5,469 lb.	5,538 lb.	6,254 lb.	6,737 lb.	6,398 lb.
CCC	2,788 lb.	2,962 lb.	2,156 lb.	2,156 lb.	2,200 lb.	1,540 lb.	1,812 lb.	2,142 lb.
LENGTH	25' 6"	27' 6"	28' 11"	28' 11"	28' 3"	32' 1"	33' 8"	33' 10"
HEIGHT	10' 8"	10' 6"	10' 8"	10' 8"	10' 8"	10' 8"	10' 8"	10' 8"
WIDTH	96"	96"	96"	96"	96"	96"	96"	96"
FRESH WATER	39 gal.	39 gal.	39 gal.	39 gal.	61 gal.	61 gal.	61 gal.	61 gal.
GRAY WATER	32 gal.	64 gal.	64 gal.	64 gal.	60 gal.	74 gal.	32 gal.	32 gal.
BLACK WATER	42 gal.	28 gal.	32 gal.	32 gal.	32 gal.	32 gal.	42 gal.	40 gal.
AWNING	14'	14'	14'	14'	12'	15'	16'	16'
GVWR	7,582 lb.	7,605 lb.	7,625 lb.	7,625 lb.	7,738 lb.	7,794 lb.	8,549 lb.	8,540 lb.

“ELITE” DOUBLE AXLE FLOORPLANS



2230RB



2740BH



2960VB

SPECIFICATIONS	2230 RB	2740BH	2960VB
HITCH	775 lb.	834 lb.	874 lb.
UVW	5,625 lb.	7,008 lb.	7,396 lb.
CCC	2,150 lb.	2,626 lb.	2,278 lb.
LENGTH	27'	33' 8"	36' 3"
HEIGHT	11'	11' 2"	11' 2"
WIDTH	96	96	96
FRESH WATER	61 gal.	61 gal.	61 gal.
GRAY WATER	64 gal.	75 gal.	75 gal.
BLACK WATER	32 gal.	32 gal.	32 gal.
AWNING	16	18'	18'
GVWR	7,775 lb.	9,634 lb.	9,674 lb.

TOY HAULER FLOORPLANS



2110RTX



2510RTX



CHAIRS IPO
SOFA OPTION



CHAIRS IPO
SOFA OPTION



SPECIFICATIONS	2110RTX	2510RTX
HITCH	689 lb.	732 lb.
UVW	5,487 lb.	5,710 lb.
CCC	3,002 lb.	2,822 lb.
LENGTH	27' 10"	30' 1"
HEIGHT	11' 8"	11' 8"
WIDTH	96"	96"
FRESH WATER	61 gal.	61 gal.
GRAY WATER	32 gal.	32 gal.
BLACK WATER	32 gal.	32 gal.
AWNING	18'	18'
GVWR	8,489 lb.	8,532 lb.

STANDARDS AND OPTIONS

EVO SELECT LUXURY PACKAGE

- 13.5K BTU A/C
- Cable Satellite Ready TV
- Foot Flush Toilet
- Power Vent
- Radial Tires
- Spare Tire & Carrier
- Shower Surround
- TV Antenna with Booster
- Four Stab Jacks

EVO SELECT PARAMOUNT PACKAGE

- 10 Cubic Foot 12v Refrigerator
- Exterior Convenience Package
(Friction Hinge Entry Door, Magnetic Latches on Baggage Doors, & XL Grab Handle)
- External LED Strip Lighting
- Green Package *(Solar Prep & LED Interior Lighting)*
- Portable FM/Bluetooth Stereo
- Power Awning with Adjustable Legs
- Seamless Countertop
- Upgraded Appliance Package
- Upgraded Mattress
- USB Port Package

EVO LITE LUXURY PACKAGE

- Range with Oven in place of Cooktop
- 2 Pots & Pans Drawers *(N/A on Some Models)*
- Sink Cover
- Flip-Up Countertop Extension *(N/A on Some Models)*
- Foot Flush Toilet
- Skylight Over Tub/Shower
- Coat Rack
- Cable TV Hookup
- LP Quick Disconnect
- Black Tank Flush
- Radial Tires
- Spare Tire & Carrier
- Outside Shower
- 2nd Bunk Window & Teddy Bear Bunk Mats
(N/A On Non-Bunk Models)
- Upgraded Hidden Hinges
- Tub/Shower Surround
- Ducted A/C
- Battery Disconnect

EVO LITE PARAMOUNT PACKAGE

- 10 Cubic Foot 12v Refrigerator
- Extra Large Panoramic Window Pkg in Main Slide
- Power Awning with Adjustable Legs
- Power Tongue Jack
- Fold-Down Entry Step *(Main Entrance Only)*
- Stabilizer Jacks
- External LED Strip Lighting
- Exterior Convenience Package
(Friction Hinge Entry Door, Magnetic Latches on Baggage Doors & XL Grab Handle)
- Green Package *(Solar Prep & LED Interior Lighting)*
- Solid Surface Countertop With Undermount Sink
- USB Port Package
- Bluetooth Stereo
- Upgraded Appliance Package
- Electric Fireplace with Crystals *(N/A on Some Models)*
- Modern Cloth Roller Shades with Auto-Stop
(Living Room & Bedroom)

EVO ELITE LUXURY PACKAGE

- Range with Oven in place of Cooktop
- Sink Cover
- Foot Flush Toilet

EVO ELITE LUXURY PACKAGE (CONTINUED)

- Skylight Over Tub/Shower
- Coat Rack
- Cable TV Hookup
- LP Quick Disconnect
- Black Tank Flush
- Radial Tires
- Spare Tire
- Outside Shower
- Teddy Bear Bunk Mats *(N/A On Non-Bunk Models)*
- Upgraded Hidden Hinges
- Tub/Shower Surround
- Ducted A/C
- Battery Disconnect

EVO ELITE PARAMOUNT PACKAGE

- 10 Cubic Foot 12v Refrigerator
- Extra Large Panoramic Window Package in Main Slide
- Power Awning with Adjustable Legs
- Power Tongue Jack
- Fold-Down Entry Step *(Main Entrance Only)*
- Stabilizer Jacks
- External LED Strip Lighting
- Exterior Convenience Package
(Friction Hinge Entry Door, Magnetic Latches on Baggage Doors & XL Grab Handle)
- Green Package *(Solar Prep & LED Interior Lighting)*
- Solid Surface Countertop with Undermount Sink
- USB Port Package
- Bluetooth Stereo
- Upgraded Mattress
- Upgraded Appliance Package
- Designer Spring Faucet
- Electric Fireplace with Crystals *(N/A on Some Models)*
- Modern Cloth Roller Shades with Auto-Stop *(Living Room & Bedroom)*
- Astro Foil Insulation in Ceiling & Floor

EVO TOY HAULERS LUXURY PACKAGE

- Range with Oven in place of Cooktop
- Sink Cover
- Foot Flush Toilet
- Skylight Over Tub/Shower
- Coat Rack
- Cable TV Hookup
- LP Quick Disconnect
- Black Tank Flush
- Radial Tires
- Spare Tire
- Outside Shower
- Teddy Bear Bunk Mats *(N/A On Non-Bunk Models)*
- Upgraded Hidden Hinges
- Tub/Shower Surround
- Ducted A/C
- Battery Disconnect

EVO TOY HAULERS PARAMOUNT PACKAGE

- 10 Cubic Foot 12v Refrigerator
- Power Awning with Adjustable Legs
- Power Tongue Jack
- Fold-Down Entry Step *(Main Entrance Only)*
- Stabilizer Jacks
- External LED Strip Lighting
- Exterior Convenience Package
(Friction Hinge Entry Door, Magnetic Latches on Baggage Doors & XL Grab Handle)
- Green Package *(Solar Prep & LED Interior Lighting)*
- Solid Surface Countertop With Undermount Sink
- USB Port Package
- Bluetooth Stereo
- Upgraded Appliance Package
- Modern Cloth Roller Shades with Auto-Stop *(Living Room & Bedroom)*



GVWR (Gross Vehicle Weight Rating) - is the maximum permissible weight of the unit when fully loaded. It includes all weights, inclusive of all fluids, cargo, optional equipment and accessories. For safety and product performance do NOT exceed the GVWR.

GAWR (Gross Axle Weight Rating) - is the maximum permissible weight, including cargo, fluids, optional equipment and accessories that can be safely supported by a combination of all axles.

UVW (Unloaded Vehicle Weight)* - is the typical weight of the unit as manufactured at the factory. It includes all weight at the unit's axle(s) and tongue or pin and LP Gas. The UVW does not include cargo, fresh potable water, additional optional equipment or dealer installed accessories.

CCC (Cargo Carrying Capacity)** - is the amount of weight available for fresh potable water, cargo, additional optional equipment and accessories. CCC is equal to GVWR minus UVW. Available CCC should accommodate fresh potable water (8.3 lbs per gallon). Before filling the fresh water tank, empty black and gray tanks for more cargo capacity.

*Estimated Average based on standard build optional equipment. ** Estimated average based on standard build optional equipment. Values estimated at time of printing.

Each Forest River RV is weighed at the manufacturing facility prior to shipping. A label identifying the unloaded vehicle weight of the actual unit and the cargo carrying capacity is applied to every Forest River RV prior to leaving our facilities. The load capacity of your unit is designated by weight, not by volume, so you cannot necessarily use all available space when loading your unit.

All information contained in this brochure is believed to be accurate at the time of publication. However, during the model year, it may be necessary to make revisions and Forest River, Inc., reserves the right to make all such changes without notice, including prices, colors, materials, equipment and specifications as well as the addition of new models and the discontinuance of models shown in this brochure. Therefore, please consult with your Forest River, Inc., dealer and confirm the existence of any materials, design or specifications that are material to your purchase decision.

©2022 Evo, a division of Forest River Inc., a Berkshire Hathaway company.

CUSTOMER SATISFACTION



www.ForestRiverBuyLocal.com

Download our Forest River mobile app or visit our dynamic online manual to enhance your ownership experience. These interactive options provide incredible ease and insight into use, maintenance and enjoyment of your Forest River product.

Ranging from "How-To" videos, pictures and illustrations of various components, systems and features, to fully searchable content and downloadable PDFs for individual component owner's manuals, answers are always just a click away. View the online manual at www.forestriverinc.com/OnlineManual or download our FREE app from the App Store or Google Play!



FREE MEMBERSHIP
 to Forest River Owners' Group

www.forestriverfrog.com



Learn More
 Scan this barcode using a QR Reader on your smart phone to learn more about Forest River.



A Berkshire Hathaway company.

**24/7 EMERGENCY
 ROADSIDE ASSISTANCE
 WITH VEHICLE PURCHASE***

TOWING	WINCH-OUT
JUMP-STARTS	MOBILE MECHANIC
TIRE CHANGES	TECHNICAL
FLUID DELIVERY	SUPPORT
LOCKOUT SERVICE	DEALER LOCATOR SERVICES

SAFERIDERV
 MOTOR CLUB

*VALID FOR 1 YEAR FROM DATE OF PURCHASE