

SPYDER



WHY BUY SPYDER Toy Hauler



KEY FEATURES

- True Gel Coat Fiberglass Exterior (black or white)
- **NEW** Optional Gel Coat Fiberglass Front Cap (black or white)
- 102" Wide Body Style for Maximum Interior Loading Capacities
- Radius Interior Ceilings for Maximum Interior Height
- 40 Gal Fuel Tank Standard (Optional 2nd 20 Gal Fuel Tank Dedicated to Generator Available)
- Solar Panel Prep
- Generator Prep
- Equa-Flex® Suspension System
- Correct Track Alignment
- 100 Gal Fresh Water Tank
- Double and Triple Axle Models Available
- Extreme Weather Package
- 60" x 80" Front Queen Bed with Walk Around Room
- 6,000 lb Frame Mounted Tie Downs
- 3 Toy Lock Loops Welded to Chassis
- 5/8" T & G Plywood Flooring

Premium Travel Trailers & Fifth Wheels

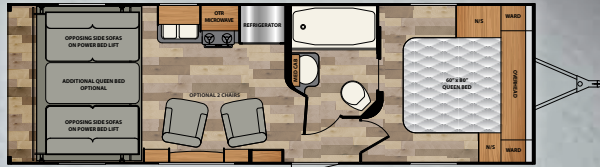


EXTERIOR FEATURES

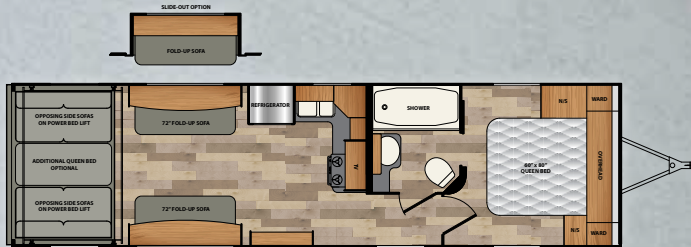


WINNEBAGO
TOWABLES™

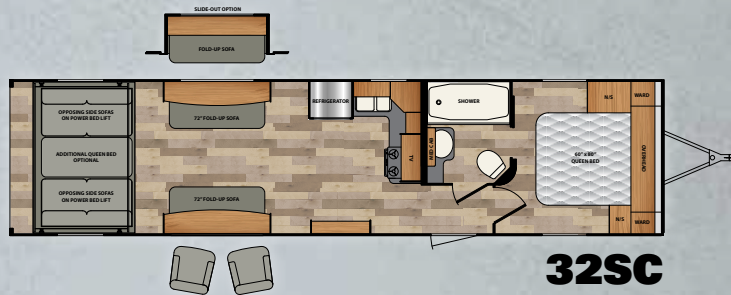
FLOORPLANS



24FQ



28SC



32SC

SPECIFICATIONS

	24FQ	28SC	32SC
Exterior Length (Pin to Rear Bumper)	30' 11"	34' 11"	38' 11"
Exterior Height (ft.) (Including A/C)	11' 11"	12' 4"	12' 4"
Exterior Width (ft.) (Fenders/Body)	8' 6"	8' 6"	8' 6"
Interior Height (ft.)	8' 2"	8' 2"	8' 2"
GVWR (lbs.)	10,400	12,000	13,825
Dry Weight (lbs.)	6,940	8,600	9,940
Dry Hitch Weight (lbs.)	760	1,240	1,160
Axles (lbs.)	2@5,200	2@7,000	3@5,200
GAWR (lbs.)	5,080	7,000	5,200
Tire Size	ST225/75R15D	ST235/80R16E	ST235/80R16E
Fresh Water (Tank Only) (gal.)	100	100	100
Black Tank Capacity (gal.)	41	52	52
Grey Tank Capacity (gal.)	41	52	52
LP Capacity (lbs.)	40	40	40
LP Capacity with Upgrade (lbs.)	60	60	60
Awning Length (ft.)	18	18	21
Sleeps	+6	+8	+8
Furnace (BTU)	25,000	35,000	35,000
Water Heater (gal.)	6	6	6
Garage Length (ft.)	14' 4"	12' 0"	16' 0"
Fuel Tank Capacity (gal.)	40	40	40
Optional Fuel Tank Capacity (gal.)	40/20	40/20	40/20
Generator (kW)	4.0	5.5	5.5

INTERIOR FEATURES



Winnebago Towables
 201 14th Street, P.O. Box 2001
 Middlebury, IN 46540 (574) 825-5250
www.winnebagotowables.com

