


GALLERIA **WHD-MAX**



MARQUEE **WHD-MAX**



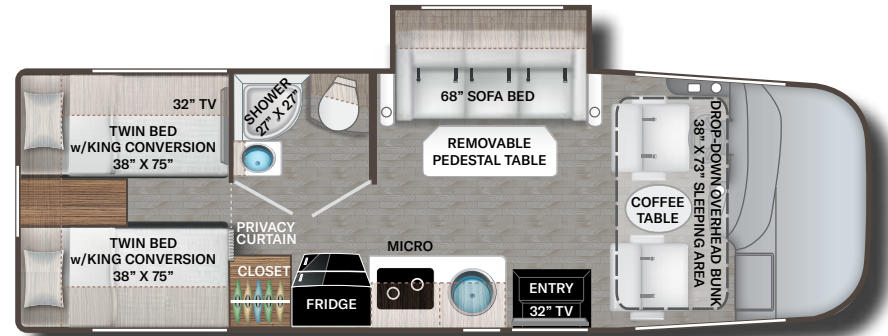
SILVER OAK

IVORY COAST

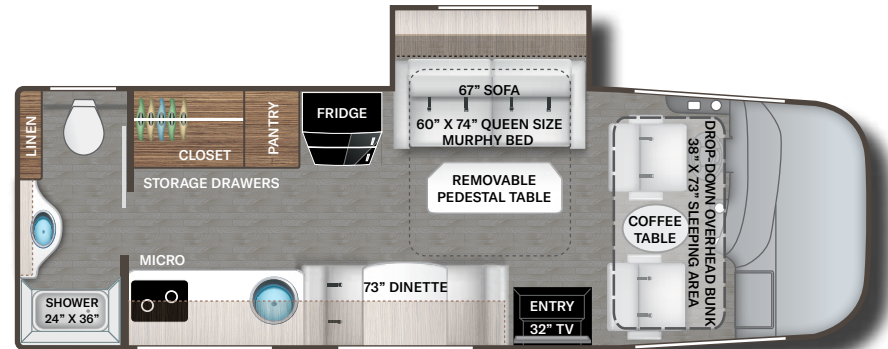
OPTIONAL HOME COLLECTION

VEGAS®

24.1



24.3



24.4



Featured Highlights

CONSTRUCTION & EXTERIOR

- Ford® E-Series Chassis – TorqShift® 6-Speed Automatic with Overdrive Transmission
- Premium One-Piece Crossflex™ Roof
- One-Piece Fiberglass Front Cap
- HD-MAX® Exterior with Graphics Package
- Lighted Rotocast Storage Compartments
- Flush Mount Radius Compartment Doors
- Power Patio Awning with Integrated LED Lighting
- Slideout Room Topper Awning(s)
- Entry Door Grab Handle
- Frameless Windows
- 8,000-lb. Trailer Hitch with 7-pin Round Connector

CONSTRUCTION & EXTERIOR OPTION

- Electric Stabilizing System

AUTOMOTIVE & COCKPIT

- 10" Touchscreen Dash Radio with Bluetooth®, Android Auto®, Apple CarPlay™ & SiriusXM® Ready
- Heated/Remote Exterior Mirrors with Integrated Side View Cameras
- Steering Wheel Audio & Camera Control
- Reclining/Swivel Leatherette Captain's Chairs with Stow-Away Coffee Table
- Emergency Engine Start Switch
- Cruise Control

- Tilt Steering Wheel
- Map Light
- Fog Lights
- Power Privacy Shade on Windshield
- 16" Tires with Stainless Steel Wheel Liners
- Valve Stem Extenders on Rear Wheels
- Dash Workstation with 110-volt & 12-volt Outlets
- Power Drop-Down Hide-Away Overhead Bunk with Cotton Cloud™ Mattress & Bunk Ladder

AUTOMOTIVE & COCKPIT OPTION

- Power Driver's Seat

INTERIOR

- Rubber Tread Entry Steps with Lighted Step Well
- Residential Vinyl Flooring
- 82" Interior Ceiling Height
- LED Lighting
- Ceiling Ducted Air Conditioning System
- Silver Oak Wood Color
- Euro-Style Cabinet Doors with Soft Close Hidden Hinges & Nickel Finish Hardware
- Full Extension Ball-Bearing Metal Drawer Guides
- Leatherette Tri-Fold Sofa & Removable Pedestal Table with Cup Holders (24.1)
- Leatherette Dinette Booth with Cup Holders (24.3)
- Leatherette Dream Dinette Booth

- with Cup Holders (24.4)
- Leatherette Manual Murphy-Bed Sofa with Removable Pedestal Table (24.3)
- Leatherette Manual Murphy-Bed Sofa (24.4)
- Window Privacy Roller Shades
- Wireless Phone Charger with USB Plug

INTERIOR OPTIONS

- Home Collection Interior Decor and Cabinet Package with Ivory Coast Painted Wood Color

KITCHEN

- Double Door Refrigerator
- Two Burner Gas Cooktop, Glass Cover with Electric Start
- Protective Cover & Task Lighting Above Cooktop
- Convection Microwave Oven
- Pressed Laminate Countertop with Sink Cover
- Large Undermount Stainless Steel Single Bowl Sink with Cover & Single Handle Kitchen Faucet with Pull-Down Sprayer
- Flip-Up Countertop Extension (24.1 & 24.4)
- Waste Basket
- 12-volt Attic Fan with Switch

BEDROOM & BATHROOM

- Two (2) Twin Sofa Beds with Upholstered Covers & King Conversion (24.1)

- Bedspread & Pillow Shams
- Headboard (24.1)
- Bedroom USB Charging Center for Electronics
- Bedroom 12-volt Outlet for CPAP Machine
- 12-volt Attic Fan with Cover in Bedroom (24.1 & 24.3)
- Foot Flush Porcelain Toilet
- Stainless Steel Bathroom Sink
- 12-volt Power Vent in Bathroom with Wall Switch (24.1 & 24.3)
- 12-volt Attic Fan with Cover in Bathroom (24.4)
- Robe Hooks Inside Bath
- Deluxe Shower with Curved Rod & Curtain

ENTERTAINMENT

- 32" TV in Living Area
- 32" TV in Bedroom (24.1)
- Winegard® Connect™ 2.0 WiFi / 4G / TV Antenna
- Upgraded Living Area Speaker Connected to Dash Radio
- Cable TV Ready
- HD/DSS Satellite Ready

ELECTRICAL & PLUMBING

- 4.0 Kw Gas Generator
- 30-amp Detachable Shoreline Power Cord
- Automatic Shoreline-to-Generator Transfer Switch

- Automatic Generator Start (AGS)
- Solar Prep - Includes Solar Controller
- Rapid Camp+® Multiplex Wiring Control System
- Single, High Output, Roof Air Conditioner
- Battery Disconnect Switch
- Second Auxiliary House Battery
- Exterior LP Connection
- 6-gallon DSI Gas/Electric Water Heater
- 1" Fresh Water Tank Drain
- Black Tank Flush
- 360° Siphon RV Holding Tank Vent Cap
- Outside Shower

ELECTRICAL & PLUMBING OPTIONS

- 100-watt Solar Panel with Controller
- Holding Tanks with Heat Pads

For a complete listing of available features, visit thormotorcoach.com/vegas.

Use your phone's camera to find out more information.

Just scan the code!



	24.1	24.3	24.4
Chassis	Ford	Ford	Ford
Gross Vehicle (GVWR)	12,500	12,500	14,500
Gross Combined (GCWR)	18,500	18,500	22,000
Wheel Base	188"	188"	182"
Exterior Length (w/o ladder)	25'-8"	25'-9"	25'-8"
Exterior Height (w/AC)	11'-0"	11'-0"	11'-0"
Exterior Width (w/o mirrors)	94"	94"	94"
Interior Height (living area)	82"	82"	82"
Awning Size	17'	17'	17'
Fuel (gal)	55	55	55
LPG (lbs)	40.9	40.9	40.9
Fresh/Waste/Gray Water (gal)	42 / 30 / 40	40 / 30 / 37	42 / 37 / 30
Water Heater (gal)	Tankless	Tankless	Tankless
Furnace (BTUs)	30,000	30,000	30,000
Exterior Storage Capacity (cu. ft.)	63.5	42.9	53.5
Hitch Weight Rating (lbs)	8,000	8,000	8,000



IMPORTANT—PLEASE READ: This brochure reflects product design, fabrication, material, components and specifications at the date of printing, which date is disclosed below. Please visit us online at ThorMotorCoach.com or consult with your selling dealership for the latest in standards, options, specification and technical information. Photographs in the brochure may depict optional equipment or may only be available in certain floor plans. Components, appliances and the chassis may have been manufactured in a calendar year before the vehicle's designated model year. All capacities are approximate. The actual length of the vehicle may differ from that indicated in the brochure due to variances in the manufacturing processes and/or installed components. All dry weights are based on standard model features and do not include optional features or equipment. Component part and appliance manufacturers issue limited warranties covering portions of the vehicle not covered under the limited warranty we issue. Copyright Thor Motor Coach, Inc. © MY 04/01/2022

P.O. Box 1486, Elkhart, IN 46515 Sales Department: 800.860.5658

thormotorcoach.com/vegas

