





GREY



SILVER



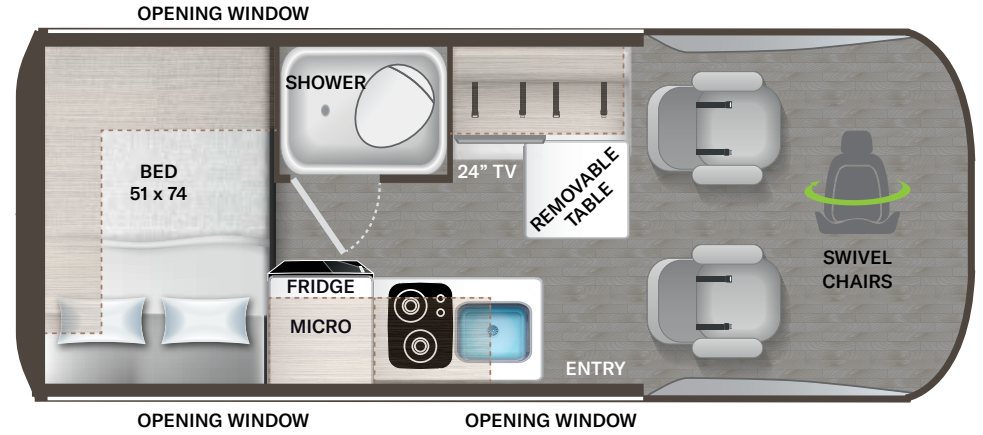
BLUE GREY (US ONLY)



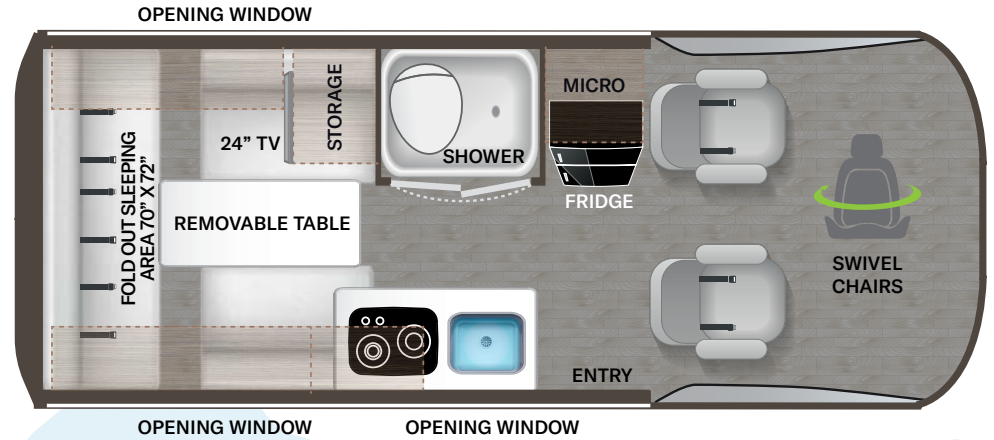
WHITE (US ONLY)



19L



19P



# SANCTUARY®



LIMITED WARRANTY

# Featured Highlights

## CONSTRUCTION & EXTERIOR

- Mercedes-Benz® Sprinter 2500 4x4
- Thule® Lateral Arm Power Patio Awning with Integrated LED Lighting
- Thule® Roof Ladder
- Thule® Bike Rack on Rear Door
- Sliding Door with Opening Window
- Screen Door for Entryway
- Top Mounted LED Light Bar with Cover
- Side Steps for Cab Doors
- 3,500-lb. Trailer Hitch with 7-pin Connector

## AUTOMOTIVE & COCKPIT

- Mercedes-Benz® 10.25" Multimedia Dash Radio with Bluetooth®, Navigation & SiriusXM® Ready
- Back-up Monitor
- Deluxe Heated/Remote Exterior Mirrors
- Power Windows & Door Locks
- Keyless Entry System
- Cruise Control
- Tilt & Telescoping Leather Steering Wheel with Audio Buttons to Control Dash Radio
- Driver and Passenger Air Bags
- Map Light
- Sunvisors
- 3-Piece Windshield Privacy Shades
- Drink Holders
- Factory Leather, Swivel, Captain's Chairs

- Cockpit Floor Mat
- Driver & Passenger Air Bags
- Black Alloy Wheels
- Dash Applique

## AUTOMOTIVE & COCKPIT OPTIONS

- Off-Road Tires

## INTERIOR

- Residential Vinyl Flooring
- Soft Touch Vinyl Ceiling
- Welformed Interior Wall Panels
- TecnoForm® S.p.A. Euro-Style Cabinet Doors
- LED Lighting
- Premium Pull Down Shades
- Large Opening Side Windows
- Passenger Seat Belts in Select Areas

## KITCHEN

- Single Door Refrigerator
- Two Burner Gas Cooktop
- Microwave Oven
- Solid Surface Kitchen Countertop
- Stainless Steel Single Bowl Sink with Cover & Single Handle Kitchen Faucet
- Fold-Out Exterior Table
- Kitchen Ceiling Vent 12V Powered with Switch

## BEDROOM & BATHROOM

- Fold Out Rear Sleeping Area (19P)
- Rear Sleeping Area with Side Flairs (19L)
- Power Bath Vent with Wall Switch
- Shower with Deluxe Curtain
- Cassette Toilet
- Rear Screen Door

## ENTERTAINMENT

- 24" TV in the Living Area
- JBL® Flip Speaker and Wall Mount
- Electronics Station with HDMI Cable & USB Charging Ports Throughout
- Winegard® Connect™ 2.0 WiFi / 4G / Digital TV Antenna
- Cable TV & HD/DDS Satellite Ready

## ELECTRICAL & PLUMBING

- Single Roof Air Conditioner
- 30-amp Shoreline Power Cord
- Automatic Shoreline-to-Generator Transfer Switch
- Re(Li)able™ Power Pack Electrical System- 400Ah Lithium Battery, 3,000-watt Pure Sine Inverter & 170 amp Alternator
- Rapid Camp+® Multiplex Wiring Control System
- Solar Charge Controller with 190-watt Solar Panel
- 12-volt Exterior Solar Connection

- Truma® Combi Eco Hydronic Furnace and Water Heating System
- Battery Disconnect Switch
- Single Roof Air Conditioner
- Gravity Water Fill
- Fresh Water Tank Drain
- Holding Tanks with Heat Pads
- 360° Siphon RV Holding Tank Vent Cap
- Exterior Sprayer
- Exterior LP Connection
- Sewer Hose

For a complete listing of available features, visit [thormotorcoach.com/sanctuary](http://thormotorcoach.com/sanctuary).

Use your phone's camera to find out more information.

Just scan the code!



	19L	19P
Chassis	Mercedes-Benz® Sprinter 4x4	Mercedes-Benz® Sprinter 4x4
Gross Vehicle (GVWR)	9,050	9,050
Gross Combined (GCWR)	13,930	13,930
Wheel Base	144"	144"
Exterior Length (w/o ladder)	236"	236"
Exterior Height (w/AC)	125.5"	125.5"
Exterior Width (w/o mirrors)	92.3"	92.3"
Interior Height (living area)	76"	76"
Awning Size	10'-6"	10'-6"
Fuel (gal)	24.5	24.5
LPG (lbs)	24.78	24.78
Fresh/Waste/Gray Water (gal)	24.8 / 6 / 20	19 / 6 / 20
Water Heater (gal)	2.64	2.64
Furnace (BTUs)	14,300	14,300
Sleeping Capacity	2	2
Hitch Weight Rating (lbs)	3,500	3,500



**IMPORTANT—PLEASE READ:** This brochure reflects product design, fabrication, material, components and specifications at the date of printing, which date is disclosed below. Please visit us online at [ThorMotorCoach.com](http://ThorMotorCoach.com) or consult with your selling dealership for the latest in standards, options, specification and technical information. Photographs in the brochure may depict optional equipment or may only be available in certain floor plans. Components, appliances and the chassis may have been manufactured in a calendar year before the vehicle's designated model year. All capacities are approximate. The actual length of the vehicle may differ from that indicated in the brochure due to variances in the manufacturing processes and/or installed components. All dry weights are based on standard model features and do not include optional features or equipment. Component part and appliance manufacturers issue limited warranties covering portions of the vehicle not covered under the limited warranty we issue. Copyright Thor Motor Coach, Inc. © MY 06/01/2022

Made to fit.

P.O. Box 1486, Elkhart, IN 46515 Sales Department: 800.860.5658

[thormotorcoach.com/sanctuary](http://thormotorcoach.com/sanctuary)

