




CHARCOAL




SILVER



WHITE

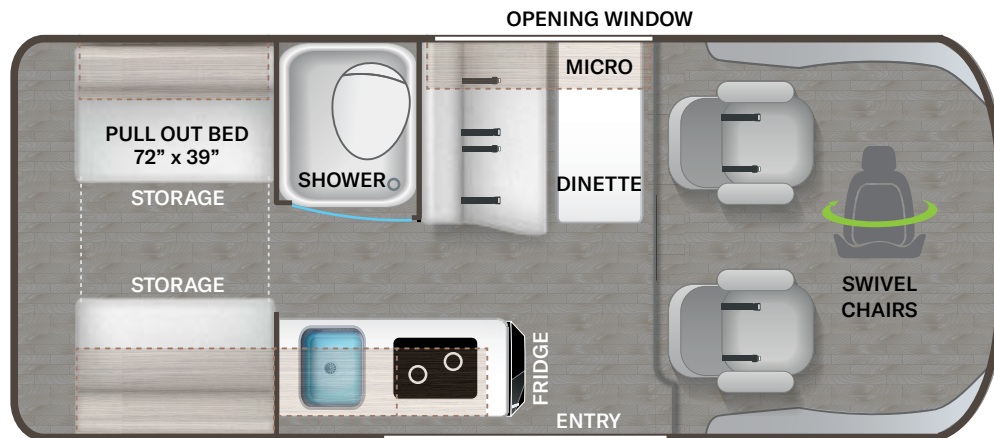


FLOORING

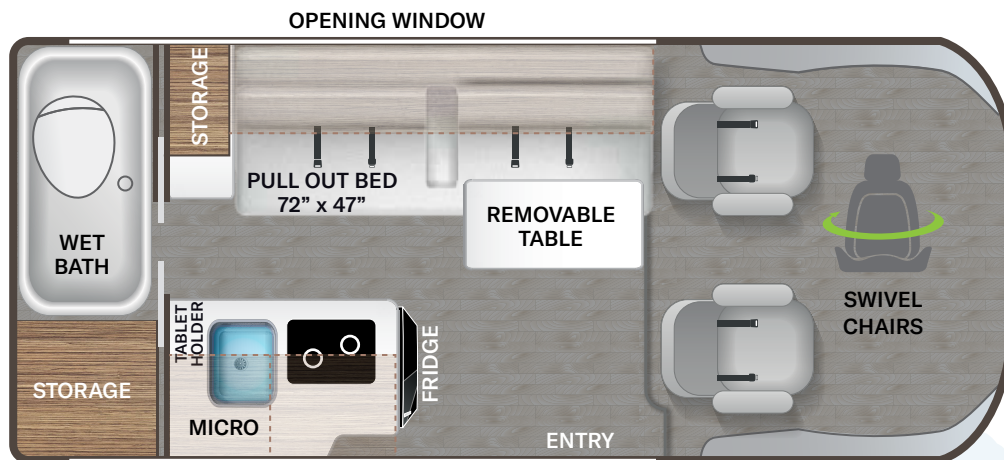


CABINETY

18A



18M



RIZE®



LIMITED WARRANTY

Featured Highlights

CONSTRUCTION & EXTERIOR

- RAM ProMaster® 1500 Window Van, 280HP, 260 lb.-ft. Torque
- Electric Awning
- Single Sliding Door
- Screen Door for Entryway
- Rear Magnetic Bug Screen (18A)
- Side Steps for Cab and Entry Doors
- 3,500-lb. Trailer Hitch with 4-pin Connector

CONSTRUCTION & EXTERIOR OPTIONS

- Thule® Bike Rack on Rear Door
- Pop-Top with Cabinet A/C (18A)

AUTOMOTIVE & COCKPIT

- Touchscreen Dash Radio with Apple CarPlay™ & Android Auto™
- Back-up Camera
- Deluxe Heated/Remote Exterior Mirrors
- Power Windows & Door Locks
- Keyless Entry System
- Cruise Control
- Telescoping Leather Steering Wheel with Audio Buttons to Control Dash Radio
- Map Light
- Sunvisors
- 3-Piece Windshield Privacy Shades
- Drink Holders
- Leatherette, Swivel, Captain's Chairs

- Cockpit Floor Mat
- Driver & Passenger Air Bags
- Aluminum Wheels
- Dash Applique
- Emergency Engine Start Switch

INTERIOR

- Residential Vinyl Flooring
- Soft Touch Vinyl Ceiling
- Welformed Interior Wall Panels
- TecnoForm® S.p.A. Euro-Style Upper Cabinet Doors
- LED Lighting
- Premium Window Privacy Roller Shades
- Large Opening Side Windows
- Dual Passenger Seat Belts in Select Areas (18M)
- Three Point Passenger Seat Belts in Select Areas (18A)

KITCHEN

- Single Door 12-volt Electric Refrigerator
- Two Burner Gas Cooktop with Glass Cover
- Glass Protective Cover & Task Lighting Above Cooktop
- Microwave Oven in Overhead
- Pressed Countertops with Undermount Sink and Sink Cover
- Stainless Steel Single Bowl Sink with Cover & Single Handle Kitchen Faucet
- Kitchen Ceiling Vent 12-volt Powered with Switch

BEDROOM & BATHROOM

- Pullout Sleeping Area
- Rear Shower (18M)
- Fully Enclosed Shower (18A)
- Cassette Toilet

ENTERTAINMENT

- TV Prep
- Articulating Tablet Holder (18M)
- Electronics Cabinet with HDMI Cable & USB Charging Ports Throughout
- Winegard® Connect™ 2.0
- Wi-Fi / 4G / Digital TV Antenna (18M)
- HD/DDS Satellite Ready (18A)

ELECTRICAL & PLUMBING

- Onan® RV QG 2800 Gas Generator
- 30-amp Detachable Shoreline Power Cord
- Automatic Shoreline-to-Generator Transfer Switch
- 1,000-Watt Inverter
- Rapid Camp+® Multiplex Wiring Control System
- Solar Charge Controller with 190W Solar Panel
- Truma® Combi Eco Hydronic Furnace and Water Heating System
- Two (2) Group 31 AGM House Batteries
- Battery Disconnect Switch
- Single Roof Air Conditioner
- Gravity Water Fill

- Fresh Water Tank Drain
- Holding Tanks with Heat Pads
- Rear Water Sprayer
- Exterior LP Connection
- Sewer Hose

For a complete listing of available features, visit thormotorcoach.com/rize.

Use your phone's camera to find out more information. Just scan the code!



IMPORTANT—PLEASE READ: This brochure reflects product design, fabrication, material, components and specifications at the date of printing, which date is disclosed below. Please visit us online at ThorMotorCoach.com or consult with your selling dealership for the latest in standards, options, specification and technical information. Photographs in the brochure may depict optional equipment or may only be available in certain floor plans. Components, appliances and the chassis may have been manufactured in a calendar year before the vehicle's designated model year. All capacities are approximate. The actual length of the vehicle may differ from that indicated in the brochure due to variances in the manufacturing processes and/or installed components. All dry weights are based on standard model features and do not include optional features or equipment. Component part and appliance manufacturers issue limited warranties covering portions of the vehicle not covered under the limited warranty we issue. Copyright Thor Motor Coach, Inc. © MY 04/01/2022

Made to fit.

P.O. Box 1486, Elkhart, IN 46515 Sales Department: 800.860.5658

thormotorcoach.com/rize

