



GALLERIA

By **Coachmen**

THE ULTIMATE TOURING VEHICLE




Coachmen
Recreational Vehicles
A division of Forest River, Inc.



Mercedes-Benz

THE ULTIMATE TOURING VEHICLE

GALLERIA

By Coachmen

MAKE THE MOST OF ANY SEASON

Galleria's versatility is the key to adventure that takes you from the work week, to spring picnics, summer camp outs, autumn tailgates, to the slopes, coast-to-coast and back again.

Galleria Class B Motorhomes offer the utmost in quality, luxury and value.

It's built on the award winning 3500 Mercedes Sprinter 170 extended platform, and powered by a "Blue TEC" turbo-diesel engine that delivers an impressive 325 ft. lbs. of torque. You can expect excellent fuel economy with one of the cleanest running diesel engines on the road today. As a Certified Green RV, Galleria utilizes effective production techniques, eco-friendly materials, plus efficient usage of energy and water to produce a high

quality RV, with less environmental impact.

INNOVATION AND ADVENTURE

Galleria is built with high end components like the Truma Combi furnace/water heater system, Onan generator, and rich, handcrafted, solid hardwood cabinetry and trim, radius cabinet doors, and soft close drawer guides. We combine useful luxuries, popular amenities and unmistakable style, with an easy to drive Mercedes-Benz Sprinter chassis. Plus, it looks great in your driveway.

Hit the Boondocks! The optional Li₃ lithium battery system quietly powers the air conditioner for up to ten hours on a single charge – without cords or a generator. Add the optional Phase Change insulation package – an industry first! It absorbs and stores hot and cold thermal energy for improved interior comfort year round.

COACHMEN RVs HAVE BEEN ON ROADS AND HIGHWAYS SINCE 1964

Coachmen RV is "Dedicated to the enrichment of your life." By providing you with long term value every step of the way, our focus is on producing Recreational Vehicles with superior value, and backing them with exceptional service and support. With over five decades of manufacturing experience and over 600,000 RVs built and sold, we know how to design a reliable RV with exceptional value. Once you become a Coachmen owner, we are committed to enhancing your RV ownership and lifestyle experience... creating friends and memories that will last a lifetime. Coachmen... a proven brand that you can trust.

Spring into the Great Outdoors with Galleria – a versatile RV that's the ideal fit for everyday life.



Let the sunshine in! 24FL's large galley windows offer a great view and plenty of natural light. Cashmere Decor with Maple cabinetry shown.





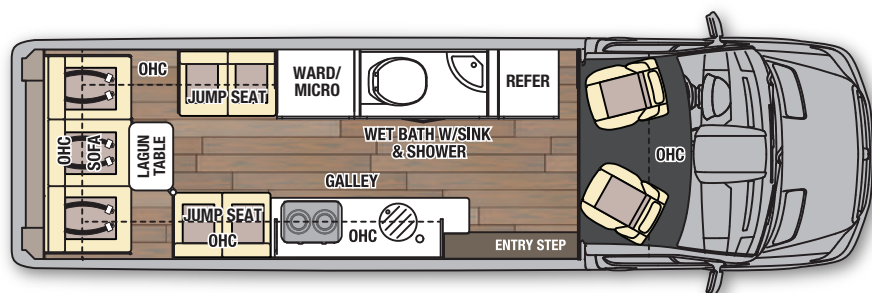
Well-organized wardrobe storage.

24FL's Full-size 7.3 cu. ft. electric, compressor driven refrigerator can operate on a 30° incline.



The 24FL includes an open concept front lounge for easy access. At the push of a button, the motorized rear sofa lays flat, and can be combined with the jump seats to create a large 68" x 76" sleeping area.

24FL POWER SOFA WITH DOUBLE CAPTAINS CHAIRS



GALLERIA 24FL

Mercedes 3500 Ext

Engine	V-6 3.0L	Exterior Height (w/AC)	9' 9"
Horse Power	188	Exterior Length	24' 3"
Torque	325	Tow Capacity (lbs.)	5,000
Wheel Base	170"	Hitch Weight (lbs.)	500
GVWR (lbs.)	11,030	Fuel Capacity (gal.)	24
GCWR (lbs.)	15,250	LP Capacity (gal./lbs.)	9.7/41
UVW (lbs.)	8,946	Fresh Water (gal.)	27
CCC (lbs.)	2,084	Grey Water (gal.)	22
Interior Height	6' 2"	Black Water (gal.)	26
Exterior Width	83"	Awning	13' 1"

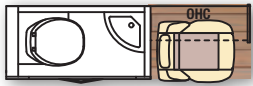


On the job, or on the go, the versatile, 24A is standard equipped with a desk, or your choice of seating options for friends and family. Travel easy in this popular, pet-friendly Galleria. The optional jump seat converts to junior sleeping area.

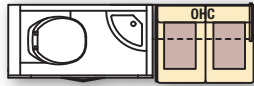


Summer time and the living is easy.
Let the good times roll with Galleria

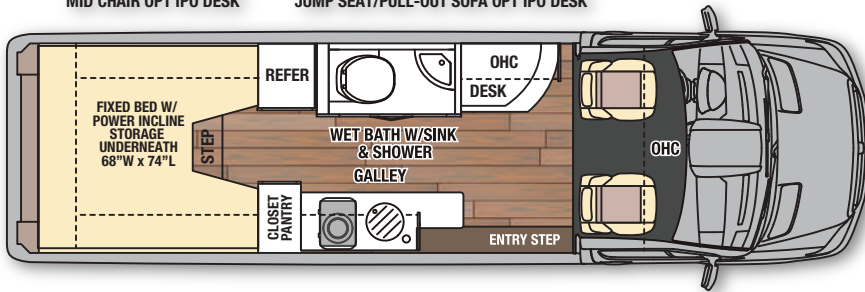
24A REAR BED WITH DOUBLE CAPTAINS CHAIRS



MID CHAIR OPT IPO DESK



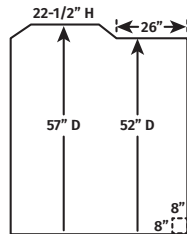
JUMP SEAT/PULL-OUT SOFA OPT IPO DESK



GALLERIA 24A

Mercedes 3500 Ext

Engine	V-6 3.0L	Exterior Height (w/AC)	9' 9"
Horse Power	188	Exterior Length	24' 3"
Torque	325	Tow Capacity (lbs.)	5,000
Wheel Base	170"	Hitch Weight (lbs.)	500
GVWR (lbs.)	11,030	Fuel Capacity (gal.)	24
GCWR (lbs.)	15,250	LP Capacity (gal./lbs.)	9.7/41
UVW (lbs.)	9,167	Fresh Water (gal.)	27
CCC (lbs.)	1,862	Grey Water (gal.)	22
Interior Height	6' 2"	Black Water (gal.)	19
Exterior Width	83"	Awning	13' 1"



Spacious rear storage fits extra gear.



Load up and go! 24A has an incredible 26 cu. ft. of heated, secure storage under the bed for long, leisurely summer outings.





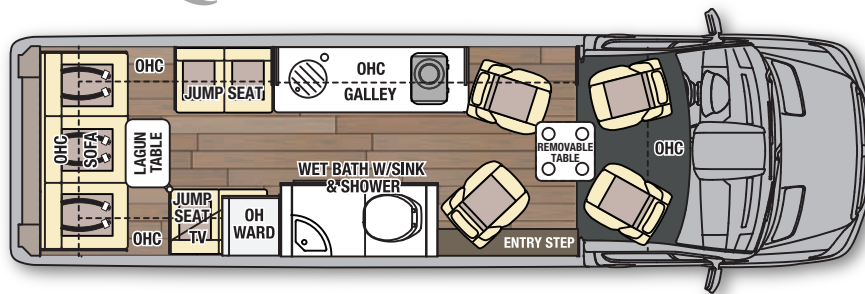
GALLERIA

GALLERIA



At the stadium, across town, or cross-country, 24Q accommodates up to seven travelers comfortably. It's the ultimate second vehicle for a family... tailgating... even a mobile office! The back sofa folds out to a spacious 68" x 76" sleeping area, when combined with the jump seats. Shown in Cashmere decor with Maple cabinetry.

24Q POWER SOFA WITH QUAD CAPTAINS CHAIRS



GALLERIA 24Q

Mercedes 3500 Ext			
Engine	V-6 3.0L	Exterior Height (w/AC)	9' 9"
Horse Power	188	Exterior Length	24' 3"
Torque	325	Tow Capacity (lbs.)	5,000
Wheel Base	170"	Hitch Weight (lbs.)	500
GVWR (lbs.)	11,030	Fuel Capacity (gal.)	24
GCWR (lbs.)	15,250	LP Capacity (gal./lbs.)	9.7/41
UVW (lbs.)	9,028	Fresh Water (gal.)	27
CCC (lbs.)	2,002	Grey Water (gal.)	22
Interior Height	6' 2"	Black Water (gal.)	12
Exterior Width	83"	Awning	13' 1"

Experience all the colors of the season with Galleria.



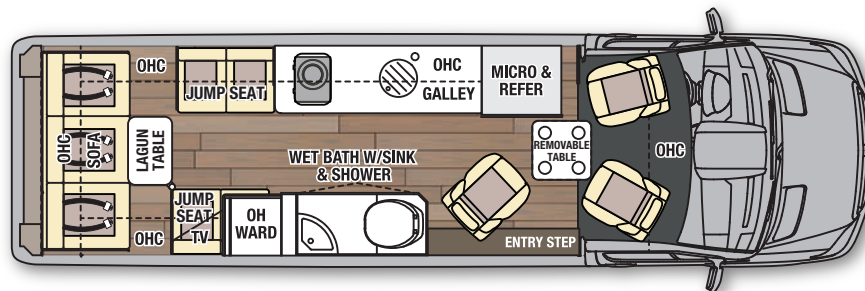


Shown in Fog decor with Cherry cabinetry.



Spring, summer, fall or winter, the Galleria is the best insulated Class B on the market today. It's standard equipped with R-15 insulation. Add the optional Phase Change insulation package – an industry first! It absorbs and stores hot and cold thermal energy for improved interior comfort year round.

24T POWER SOFA WITH TRIPLE CAPTAINS CHAIRS



All season fun on the run – Galleria the perfect winter hot spot.

GALLERIA 24T

Mercedes 3500 Ext

Engine	V-6 3.0L	Exterior Height (w/AC)	9' 9"
Horse Power	188	Exterior Length	24' 3"
Torque	325	Tow Capacity (lbs.)	5,000
Wheel Base	170"	Hitch Weight (lbs.)	500
GVWR (lbs.)	11,030	Fuel Capacity (gal.)	24
GCWR (lbs.)	15,250	LP Capacity (gal./lbs.)	9.7/41
UVW (lbs.)	9,039	Fresh Water (gal.)	27
CCC (lbs.)	1,991	Grey Water (gal.)	22
Interior Height	6' 2"	Black Water (gal.)	12
Exterior Width	83"	Awning	13' 1"

More standard features than any other B-Class on the market today. Comfort and luxury at no extra cost!

TOP CHASSIS FEATURES

- Mercedes 3.0L Turbo V6 Diesel
- 7-Speed automatic transmission
- Blind spot monitoring/lane assist sensor
- ESP – Electronic Stability Program
- Collision avoidance indicator
- Front window and side airbags
- High beam assist
- Back-up camera
- Heated side view mirrors
- Heated front swivel seats
- Multi-function steering wheel
- Xenon head lamps and fog lamps
- Head lamp washer
- 5,000 Lb. Tow hitch with 7-Pin wiring connector

24FL Bath



CHASSIS COLORS



Brilliant Silver



Arctic White

STANDARD FEATURES

- Standard upgraded insulation R-15
- Tru-Tank sensors read tank levels at 5% increments
- WiFi Ranger
- Black tank flush
- Horizon solid surface countertop with plate drying rack and sink cover
- High-rise kitchen faucet
- Custom high gloss hardwood cabinetry with radius doors and soft close hinges
- Motion sensor lighting and composite cabinet backing in overhead cabinets
- Positive catches and soft close drawer guides kitchen base cabinets
- Reading lights with individual switches and USB ports
- Cup holders by rear sofa
- Undercarriage lighting
- Gen start and auto start features
- Interior PVC vinyl wall color and texture
- Standard 330 AMP hour AGM battery with 2,000 Watt Pure Sine wave inverter
 - 2,000 Watt Pure Sine Wave inverter powers microwave and all outlets (not A/C)
- True lay flat memory foam power sofa (Industry first)
- Multiple USB ports in living area
- Dedicated C-PAP machine outlet and location
- R-38 Reflective insulation in floor
- Shower miser water saver
- 360 Siphon black tank vent
- Lagun table (N/A 24A)
- Hardwood expanding table with cup holders (N/A 24FL, 24A)
- One-piece carpet mat

OPTIONS

- Pro Air 12V 20,000 BTU air conditioner
- 330 Watt Solar package
- Aluminum wheels
- Side entry screen door
- LP Cooktop (IPO induction)
- Upgraded front window covers
- 4 x 4 Chassis option (All floorplans)
- Sumo Springs suspension 4 x 4
- VB Air suspension
- Second row seat delete (N/A 24FL, 24A)
- Phase Change upgraded insulation package
- Polar Package Plus heating pads
- Summit bike rack
- Sumo Springs
- Li₃ Lithium Battery
 - 600 AMP Lithionics Lithium battery
 - Operates A/C for 10 hours before a charge is needed
 - The most intelligent Lithium system in the industry



Optional Pro Air conditioner



MBUX - Mercedes-Benz User Experience with built-in navigation, Apple CarPlay/Android Auto, and "Hey Mercedes" voice control.



Convenient control center monitors capacities



Water and utility management center



Thetford 12V macerator waste disposal system



Upgraded aluminum front and rear wheels



Heated, swivel, reclining captain's chairs have self-leveling arm rests.



This 10.25" Mercedes-Benz touch screen has smart wheel controls, built-in navigation, Apple CarPlay/Android auto, and voice control.

CABINETS

High Gloss Cherry

High Gloss Maple

DECORS

Cashmere

Fog

Onyx



Mercedes-Benz



OPTIONAL

POLAR PACKAGE
Plus

- Water Lines (Hot and Cold)
- 12V Heat Pad
- Heat Rope Wraps Water Lines
- Insulation Protects Water Lines



WARRANTIES

- Motorhome - 12 Month/12,000 Mile Limited
- Mercedes-Benz - 36 Month/36,000 Mile
- Mercedes-Benz Power Train 60 Month/100,000 Mile



GALLERIA SETS THE STANDARD FOR CLASS B QUALITY, VALUE AND INNOVATION.
 Road tested, premium components - The best of the best sound deadening and insulation for the ultimate in extended season travel comfort

STANDARD FEATURES

**COMPOSITE RADIANT SHIELD
 REFLECTIVE HEAT BARRIER**

- R-38 Reflective value
- Deflects road heat from penetrating the van floor
- Sound deadening for a quieter ride
- Moisture and mold resistant




PROAIR™
 CLIMATE COMFORT IN MOTION

- 12V – 20,000 BTU air conditioner
- Five speeds
- Quiet operation




HushMat



**THE #1 RATED THERMAL AND
 SOUND DEADENING RV INSULATION**

- For a cool, quiet comfortable ride
- Reduces heat and noise
- Insulates the engine
- Reduces noise from the floor – inside and out
- Creates a quiet generator
- Reduces plumbing and shower sounds

SumoSprings®



INNOVATIVE SUSPENSION SOLUTIONS

- The world's first and only airless air spring!
- Does not leak air. No airlines or compressors.
- Increases ride comfort
- Reduces sway and level sag

OPTIONAL UPGRADES

PHASECHANGE™
 ENERGY SOLUTIONS



**ENRG
 BLANKET™**

- Versatile energy saving solution
- Natural, non-toxic and non-corrosive phase change material, (BioPCM®), enclosed between two rugged, multi-layer films (polymer and/or aluminum)
- Tear-resistant "blanket" maintains long-lasting thermal performance

**POLAR PACKAGE
 Plus**



POLAR PACKAGE PLUS TANK HEATING SYSTEM

- 12V Heat pad on grey and fresh water tanks
- Heat rope wraps water lines
- Insulation protects water lines

GALLERIA

By Coachmen

Shown with standard rear backup camera and optional bike rack.



We value the relationships we have and stand behind our products with an excellent warranty and solid service.

GALLERIA IS BUILT WITH THESE QUALITY COMPONENTS



To learn more about Coachmen RV and our products, and see how Coachmen is making the easy life easier, contact us today.

423 N. Main Street • P.O. Box 30
Middlebury, IN 46540 • (800) 353-7383
www.coachmenrv.com/galleria • fb.me/coachmenrv



YOUR COACHMEN GALLERIA DEALER



COACHMEN INTERACTIVE MOBILE MANUALS

Download your Coachmen mobile app or visit our dynamic online manual to enhance your ownership experience. These interactive options provide incredible ease and insight into use, maintenance and enjoyment of your Coachmen product. Ranging from "How-To" videos, pictures and illustrations of various components, systems and features to fully searchable content and downloadable PDFs for individual component owner's manuals, answers are always just a click away.



GVWR (Gross Vehicle Weight Rating) - is the maximum permissible weight of the unit when fully loaded. It includes all weights, inclusive of all fluids, occupants, cargo, optional equipment and accessories. For safety and product performance do NOT exceed the GVWR.

GCWR (Gross Combined Weight Rating) - Is the maximum permissible loaded weight of your motor home and any towed trailer or towed vehicle. Actual GCWR of this vehicle may be limited by the sum of the GVWR and the installed hitch receiver maximum capacity rating; see hitch rating label for detail.

GAWR (Gross Axle Weight Rating) - is the maximum permissible weight, including cargo, fluids, optional equipment and accessories that can be safely supported by each axle.

UVW (Unloaded Vehicle Weight)* - is the typical weight of the unit as manufactured at the factory. It includes all weight at the unit's axle(s), including full fuel, all fluids and LP Gas. The UVW does not include cargo, fresh potable water, additional optional equipment or dealer installed accessories.

*Estimated Average based on standard build optional equipment.

CCC (Cargo Carrying Capacity)** - is the amount of weight available for fresh potable water, cargo, passengers, additional optional equipment and accessories. CCC is equal to GVWR minus UVW. Available CCC should accommodate fresh potable water (8.3 lbs per gallon). Before filling the fresh water tank, empty the black and gray tanks to provide for more cargo capacity.

**Estimated average based on standard build optional equipment.

Each Forest River RV is weighed at the manufacturing facility prior to shipping. A label identifying the unloaded vehicle weight of the actual unit and the cargo carrying capacity is applied to every Forest River RV prior to leaving our facilities.

The load capacity of your unit is designated by weight, not by volume, so you cannot necessarily use all available space when loading your unit. Actual towing capacity is dependent upon your particular loading and towing circumstances, which includes the GVWR, GAWR and GCWR as well as adequate trailer brakes. Please refer to the Operator's Manual of your vehicle for further towing information.



All information contained in this brochure is believed to be accurate at the time of publication. However, during the model year, it may be necessary to make revisions and Forest River, Inc., reserves the right to make all such changes without notice, including prices, colors, materials, equipment and specifications as well as the addition of new models and the discontinuance of models shown in this brochure. Therefore, please consult with your Forest River dealer and confirm the existence of any materials, design or specifications that are material to your purchase decision. ©2020 Galleria by Coachmen, a Division of Forest River, Inc., a Berkshire Hathaway company. All Rights Reserved. 7/20



PRE-DELIVERY INSPECTION FACILITY

20,000 square feet of quality assurance. The bare essentials for a premium product. This state-of-the-art facility gives immediate daily feedback to production for quality assurance in every unit built.

24/7 EMERGENCY ROADSIDE ASSISTANCE WITH VEHICLE PURCHASE*

<p>TOWING JUMP-STARTS TIRE CHANGES FLUID DELIVERY LOCKOUT SERVICE</p>	<p>WINCH-OUT MOBILE MECHANIC TECHNICAL SUPPORT DEALER LOCATOR SERVICES</p>
---	--

SAFERIDERV
MOTOR CLUB

*VALID FOR 1 YEAR FROM DATE OF PURCHASE

Learn More
Scan this barcode using a QR Reader on your smart phone to learn more about Forest River.

A Berkshire Hathaway company.