

DYNAMAX

A DIVISION OF FOREST RIVER



DIFFERENT BY DESIGN

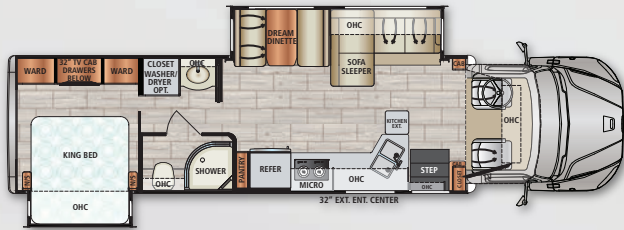
2021



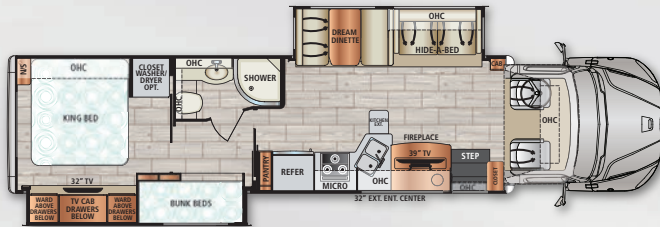
DX3

# DX3

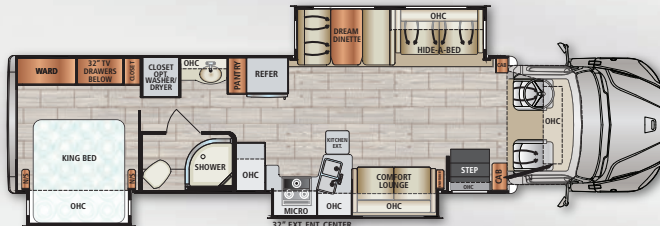
The journey is as important as the destination. With Freightliner's M-2 powerhouse, the DX3 offers excellent horsepower, torque, and towing capacity. In addition, the familiar automotive cab chassis offers enhanced serviceability, up to 5' of crush zone protection, better airflow to the radiator, and easier entry and exit over traditional flat-front motorhomes.



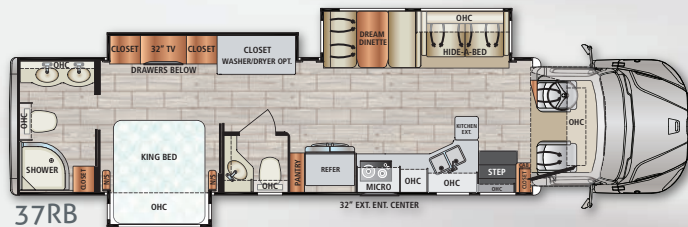
34KD



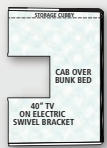
37BD



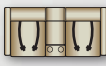
37TS



37RB



Cab Over Bunk Option



Theater Seats IPO Sofa (N/A - 34KD)



Tri-Fold Sofa IPO L-Sofa (34KD only)



3 Person Theater Seats IPO L-Sofa (34KD only)



Fireplace with 50" Pop-Up TV IPO Comfort Lounge (37TS only)

# STANDARD FEATURES & OPTIONS

## CHASSIS

- Freightliner® M2 106 Chassis (33,000-lbs. GVWR/ 54,000-lbs. GCWR)
- Detroit DD8 7.7L Turbo Diesel Engine (375 hp/1,050 lb-ft. of Torque)
- Allison® 3200 TRV Six-Speed Automatic Transmission
- 100-Gallon Fuel Capacity
- Twin 50-Gallon Aluminum Fuel Tanks
- 6-Gallon Diesel Exhaust Fluid Tank
- Trailer Hitch (20,000 Tow lbs./2,000 Tongue lbs.) with 7-Way Round Tow Connection
- Weigh Safe Trailer Hitch Receiver
- Brake Controller
- Dual-Stage Compression Brake with High/Off/Low Braking Dash Switch
- Locking Differential
- Airliner® 21,000-lb. Rear Suspension
- Manual Air Suspension Dump Valve Switch on the Dash
- 275-Amp Alternator
- Quick Disconnect Fitting with Tire Inflation Kit
- Air Brakes with 4-Wheel ABS
- Bilstein® Gas-Charged Front Shock Absorbers
- Upgraded Front Sway Bar with Clevis-Style Bushing
- Equivlo™ Inboard Fuel System (Dual Supply – Dual Return)
- Fuel Filter/Water Separator with Primer Pump
- Engine Block Heater
- Steel-Reinforced, Aluminum Cab
- Chrome Grille and Air Intake Grille
- Front and Rear Tires: Michelin® XZE2 275/80R22.5 (14 Ply Radials)
- Single Front Wheels: Alcoa® Aluminum (22.5" x 8.25") \*Outside Rims are Polished
- Dual Rear Wheels: Alcoa® Aluminum (22.5" x 8.25") \*Outside Rims are Polished
- Valve Extensions
- 4.56 Rear Axle Ratio
- Daytime Running Lights
- LED Headlights

- Tinted Door Glass and Operating Wing Windows
- Chassis Battery Shut Off Switch in Cab
- Leatherette Driver and Passenger Air Ride Seats with Swivel Bases
- Quad-View Camera System (Right Side, Left Side, Hitch, and Rear Horizon Views)
- Kenwood® 7" Touch Screen Dash Infotainment System with AM/FM, Bluetooth®, Sirius/XM® (tuner and antenna), and Apple® CarPlay™/Android® Auto™ Functionality
- Air Horn
- 12V Accessory Ports
- One Valve Parking Brake System with Warning Indicator
- Engine After-Treatment Device, Automatic Over-the-Road Regeneration, and Dash-Mounted Regeneration Switch
- Momentary Battery Booster Switch for Connecting Chassis and House Batteries
- Marker Lights with Separate Interrupter Switch
- Low Air Pressure Light and Buzzer
- Cruise Control
- Adjustable Steering Column
- 18" Leather-Wrapped Steering Wheel
- Hydrographic Woodgrain Cab Accents
- Power and Heated Exterior Mirrors
- Power Windows and Locks
- 3-Point Seat Belts
- Dual Reading Lights
- Two (2) Cup Holders in Dash

## CONSTRUCTION

- 2" Aluminum-Framed, Laminated Sidewalls with Dow® Block Foam Insulation
- Gel-Coat Fiberglass Walls with Azdel® Backing
- Aluminum-Framed Floor
- Aluminum-Framed Roof Trusses
- Crowned, One-Piece Fiberglass Roof
- Foil-Lined Ductwork Throughout
- Fiberglass Front Cap, Rear Cap, and Front Wing Panels
- Automatic, 4-Point Hydraulic Leveling Jacks with Bluetooth

- Dual-Pane, Dark-Tinted, Frameless Windows
- Seamless Rotocast Storage Compartments with LED Lighting
- Side-Hinged, Locking Aluminum Exterior Storage Doors with Paddle Latches

## EXTERIOR

- Custom Full Body Paint Package
- Premium Cut and Buffed Paint Finish
- Front-End Diamond Shield® Paint Protection
- Roof-Mounted, Integrated Armless Patio Awning with LED Lighting and Wind Sensor
- Aluminum-Wrapped Slideout Toppers
- LED Patio Light
- Entry Door with Rotary Latch; Dark-Tinted, Frameless Window; and Integrated Shade
- Keyless Entry Touch Pad at Entry Door
- Lighted Acrylic Entry Grab Handle
- Power Entry Steps
- Exterior Wall-Mounted Entertainment Center with 32" LED Smart TV
- Front and Rear LED Clearance and Marker Lighting
- Rear LED Docking Lights
- Polished Stainless Steel Cab Step Treads
- Chrome Exhaust Tip

## INTERIOR

- Rigid Core LV Tile with Soft Silence Acoustical Pad
- Deluxe Carpet with Pad in Select Living Area Slide Rooms
- Rigid Core LV Tile Entry with Non-Skid Rubber Steps
- Soft-Touch Padded Vinyl Ceiling
- LED Recessed Ceiling Lights
- Sprung, Residential Style Dinette Seats with Lift Up Storage
- Tri-Fold Sofa (37BD, 37TS, 37RB)
- L-Shaped Sofa (34KD)
- Coordinating Fabric Window Treatments and Lambrequins
- Day/Night Roller Shades
- Hardwood Raised Panel Cabinetry with Five-Piece Drawer Fronts
- Hardwood Shaker-Style Passage Doors
- Full Extension, Soft-Closing Drawer Guides (where applicable)
- Hidden Hinges
- 39" LED Smart TV (Living Area 34KD, 37RB, 37TS)
- Entertainment Center with 39" LED Smart TV and Fireplace (37BD)
- Sound Bar
- Thermal, Reflective Front Privacy Shades
- USB Charging Ports

## KITCHEN

- 18 cu. ft. Residential Refrigerator with Ice Maker (N/A - 37RB)
- 23 cu. ft. Residential Refrigerator with Ice Maker (37RB)
- Sealed Gas Range with Glass Cover
- Convection Microwave Oven
- Solid Surface Countertops with Hand-Laid Tile Backsplash
- Double-Bowl Stainless Steel Sink with Solid Surface Cover

Dimensions	34KD	37BD	37TS	37RB
GVWR	33,000 lbs.	33,000 lbs.	33,000 lbs.	33,000 lbs.
GCWR	54,000 lbs.	54,000 lbs.	54,000 lbs.	54,000 lbs.
GAWR – Front	12,000 lbs.	12,000 lbs.	12,000 lbs.	12,000 lbs.
GAWR – Rear	21,000 lbs.	21,000 lbs.	21,000 lbs.	21,000 lbs.
UVW*	24,808 lbs.	TBD	26,152 lbs.	26,919 lbs.
Overall Length	36' 8"	39' 2"	39' 2"	40' 9"
Exterior Width	101"	101"	101"	101"
Wheelbase	268"	268"	268"	286"
Overall Exterior Height (w/15,000 BTU Roof A/C)	12' 9"	12' 9"	12' 9"	12' 9"
Interior Height	7' 0"	7' 0"	7' 0"	7' 0"
Fuel Capacity	100 Gal.	100 Gal.	100 Gal.	100 Gal.
Water Capacities (Gal.) Fresh/Gray/Black	94/52/52	94/52/52	94/52/52	100/52/52
LPG Capacity (WC)	20.3 Gal./86 lb.	20.3 Gal./86 lb.	20.3 Gal./86 lb.	20.3 Gal./86 lb.
Awning Length	18'	13' 6"	18'	18'

\* UVW is an estimate only based on standard equipment.



## FULL BODY PAINT PACKAGES

With Front-End Diamond Shield



**Cabernet**



**Cosmic Blue**



**Grey Stone**



**Magnetic**



**Sunset**

All information contained in this brochure is believed to be accurate at the time of publication. Dynamax often makes running changes, (changes made outside of model year timing) to improve the reliability, performance or capacity. Please refer to [www.dynamaxcorp.com](http://www.dynamaxcorp.com) for the most current specifications.



- Upgraded 12V On-Demand Water Pump (4 gallons per minute)
- Carbon-Monoxide, LP Gas, and Smoke Detectors

- Fire Extinguisher
- Winegard® In-Motion T4 Satellite (Dish® SD-HD, DirecTV® SD, BellTV® SD-HD)

### OPTIONS

- Solar Panels - Two 100 Watt with 30-Amp Controller
- Cab-Over Bed (Extended Front Cap)
- Rear "DYNAMAX" Rock Guard
- Black Out Package (Side Mirrors, Rock Guard, Wheels, Headlight Bezels, Exterior Grab Handle Trim, Custom Grill and Vent)
- Chrome Appearance Package (Custom Grill and Vent, Dual Chrome Air Horns, Rock Guard, and Baggage Door Handles)
- 12 cu. ft. 2-Way Refrigerator with Ice Maker in place of Standard Refrigerator and Side Pantry
- Washer/Dryer
- All-Electric Package: Induction Range with Induction Pan Set and Exterior Storage Compartment in Place of LP Tank
- Tri-Fold Sofa (34KD)

- Dual, Power Reclining Theater Seats in Place of Dinette (34KD: Three Seats - Only Outer Seats are Powered)
- Entertainment Center with 50" LED Smart TV and Fireplace in Place of Loveseat and Cab-Over TV (37TS Only)
- Innomax® Adjustable Comfort, Digital Smart Bed
- Winegard® Trav'ler Stationary Triple LNB Satellite Dish (DirecTV® SD-HD)
- JBL® Premium Cab Sound System - JBL full range/tweeter coaxial speakers, dual voice coil subwoofer, and a high-efficiency, high-performing, 4-channel DSP amplifier, all "Tuned" specifically for the Freightliner M2
- Mobileye® Collision Avoidance System
- In-Dash Garmin® RV Navigation System
- Tire Pressure Monitoring System

## UPGRADE YOUR DX3 WITH THESE PACKAGE OPTIONS

### Blackout Package



### Chrome Package



Our in-house paint process allows us to accommodate single-color paint schemes.

- Pantry
- Residential Stainless Steel Spring Gooseneck Faucet
- Under-Cabinet Lighting
- MaxxAir® Power Vent with Built-In Rain Cover

### BEDROOM

- King Bed with Gel-Infused Memory Foam Mattress (72" x 80" - Nominal Size)
- Under-Bed Storage (Floor Plan Specific)
- Deluxe Padded Headboard
- Designer Bedding Package
- 32" LED Smart TV with Sound Bar
- Cedar-Lined Wardrobe
- Nightstands with Solid Surface Countertops
- LED Reading Lights
- USB Charging Ports
- Bunk Bed Mattresses (28" x 76") and Privacy Partition (37BD)
- Two Bunk CD/DVD Players with Monitors (37BD)

### BATHROOM

- Granite-Textured Fiberglass Shower
- Shower Skylight
- Glass Shower Door
- Oxygenics Body Spa® RV Shower Head
- Solid Surface Countertop with Hand-Laid Tile Backsplash
- Under-Mount Sink with Residential Brushed Nickel Faucet
- Porcelain Foot-Flush Toilet (N/A - 37RB)
- Porcelain Electronic-Flush Macerator Toilets (37RB)
- MaxxAir® Power Vent with Built-In Rain Cover

### UTILITIES

- Dual 12V Group 4D AGM Auxiliary Batteries
- Multiplex® Wiring with Touch Screen Command Center, Switch Panels, and Bluetooth® Smart Phone App Control
- Battery Disconnect
- 50-Amp Service with Power Cord Reel
- 2,800W Pure Sine Wave Inverter/Charger (3,900 Peak Watts)
- 8kW Onan® Diesel Generator with Auto Transfer Switch (Mounted on Isolator Pads)
- Automatic Generator Start
- Dual, Ducted, Low-Profile 15,000-BTU Air Conditioners with Heat Strip
- Aqua-Hot® 400D Diesel System
- 20.3-Gallon LP Tank (WC)
- LP Quick Connect
- Water Filtration System
- Exterior Shower in Service Bay
- Power Water Hose Reel in Service Bay
- Exterior GFCI Receptacle
- 4x4 HDMI Matrix
- Cable TV/Satellite Hookup in Service Bay
- Thetford® Sani-Con Turbo Macerator System
- Black Tank Flush
- Utility Compartment Heated by Aqua-Hot® System
- Enclosed Holding Tanks Heated by Aqua-Hot® System
- Winegard® Connect 2.0™ Dome Antenna (WiFi Extender, 4G LTE, Omnidirectional HD OTA, FM, SIM Card Port)



## OPTIONAL CAB-OVER



Extended Front Cap with Cab-Over Bunk

## DÉCOR SELECTIONS



Main

Leg



Main

Leg




Main

Leg



Cabinets

Drawers



Factory Video Tour

<https://www.youtube.com/watch?v=q5cG43PD7SE>

Paint Video

<https://www.youtube.com/watch?v=sLgLoR26jfs>

### Dynamax Owner "Digital Kit" App

Now you can have your Owner's Manual with you wherever you are. Download our FREE App from the App Store or Google Play and you'll have the information right at your fingertips.



**GVWR (Gross Vehicle Weight Rating)** - is the maximum permissible weight of the unit when fully loaded. It includes all weights, inclusive of all fluids, occupants, cargo, optional equipment and accessories. For safety and product performance do NOT exceed the GVWR.

**GCWR (Gross Combined Weight Rating)** - is the maximum permissible loaded weight of your motor home and any towed trailer or towed vehicle. Actual GCWR of this vehicle may be limited by the sum of the GVWR and the installed hitch receiver maximum capacity rating; see hitch rating label for detail.

**GAWR (Gross Axle Weight Rating)** - is the maximum permissible weight, including cargo, fluids, optional equipment and accessories that can be safely supported by each axle.

**UVW (Unloaded Vehicle Weight)** - is the typical weight of the unit as manufactured at the factory. It includes all weight at the unit's axle(s), including full fuel, all fluids and LP Gas. The UVW does not include cargo, fresh potable water, additional optional equipment or dealer installed accessories.

\*Estimated Average based on standard build optional equipment.

**CCC (Cargo Carrying Capacity)**\*\* - is the amount of weight available for fresh potable water, cargo, passengers, additional optional equipment and accessories. CCC is equal to GVWR minus UVW. Available CCC should accommodate fresh potable water (8.3 lbs per gallon). Before filling the fresh water tank, empty the black and gray tanks to provide for more cargo capacity.

\*\*Estimated average based on standard build optional equipment.


Each Forest River RV is weighed at the manufacturing facility prior to shipping. A label identifying the unloaded vehicle weight of the actual unit and the cargo carrying capacity is applied to every Forest River RV prior to leaving our facilities. The load capacity of your unit is designated by weight, not by volume, so you cannot necessarily use all available space when loading your unit.

Actual towing capacity is dependent upon your particular loading and towing circumstances, which includes the GVWR, GAWR and GCWR as well as adequate trailer brakes. Please refer to the Operator's Manual of your vehicle for further towing information.



### PRE-DELIVERY INSPECTION FACILITY

20,000 square feet of quality assurance. The bare essentials for a premium product. This state-of-the-art facility gives immediate daily feedback to production for quality assurance in every unit built.



### 24/7 EMERGENCY ROADSIDE ASSISTANCE WITH VEHICLE PURCHASE\*

- |                 |                         |
|-----------------|-------------------------|
| TOWING          | WINCH-OUT               |
| JUMP-STARTS     | MOBILE MECHANIC         |
| TIRE CHANGES    | TECHNICAL               |
| FLUID DELIVERY  | SUPPORT                 |
| LOCKOUT SERVICE | DEALER LOCATOR SERVICES |



\*VALID FOR 1 YEAR FROM DATE OF PURCHASE



[www.forestriverfrog.com](http://www.forestriverfrog.com)



All information contained in this brochure is believed to be accurate at the time of publication. However, during the model year, it may be necessary to make revisions and Forest River, Inc., reserves the right to make all such changes without notice, including prices, colors, materials, equipment and specifications as well as the addition of new models and the discontinuance of models shown in this brochure. Therefore, please consult with your Forest River dealer and confirm the existence of any materials, design or specifications that are material to your purchase decision. ©2020 Dynamax, a Division of Forest River, Inc., a Berkshire Hathaway company. All Rights Reserved. 10/20



**Learn More**  
Scan this barcode using a QR Reader on your smart phone to learn more about Forest River.



A Berkshire Hathaway company.

Your Authorized DX3 Dealer



DIFFERENT BY DESIGN

2745 Northland Dr. ■ Elkhart IN 46514  
888-295-7859 ■ [www.dynamaxcorp.com](http://www.dynamaxcorp.com)