
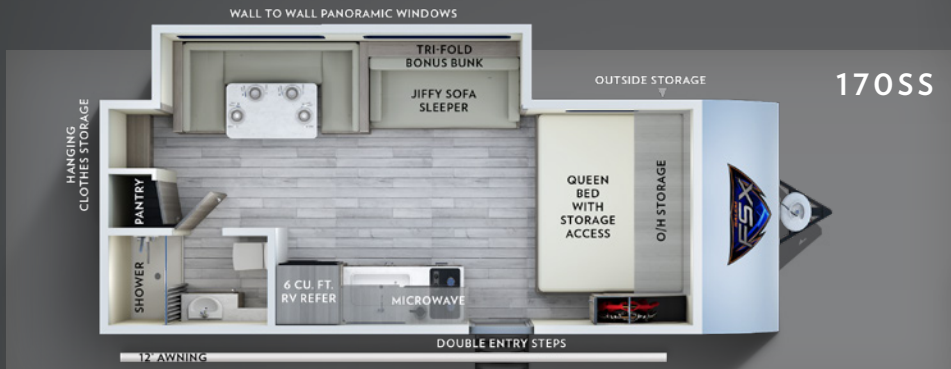




TRAVEL TRAILERS
& TOY HAULERS



LIGHTWEIGHT, SINGLE-AXLE TRAVEL TRAILERS



	167RB	170SS	177BH	178BHS	179DBK	181RT	210RT	260RT	280RT
HITCH WEIGHT (LBS)	345	445	405	470	480	440	575	610	773
UVW (LBS)	3004	3819	3074	3513	3224	3204	4778	4728	5537
AXLE WEIGHT RATING (LBS)	3500	4400	3500	4400	3500	4400	7000	7000	7000
GVWR (LBS)	3845	4845	3905	4870	3980	4840	7575	7610	7773
CCC (LBS)	841	1026	831	1357	756	1636	2797	2882	2236
EXT. LENGTH	22'	22' 9"	22'	22' 6"	22' 6"	21' 8"	28' 8"	28' 8"	32' 4"
EXT. WIDTH	7' 6"	7' 6"	7' 6"	7' 6"	7' 6"	7' 6"	8'	8'	8'
EXT. HEIGHT	10' 2"	10' 4"	10' 2"	10' 4"	10' 2"	10' 2"	10' 6"	10' 6"	10' 6"
FRESH CAPACITY (GAL)	38	38	38	38	38	38	38	38	38
GREY CAPACITY (GAL)	30	30	30	30	30	30	30	30	30
BLACK CAPACITY (GAL)	30	30	30	30	30	30	30	30	30
AWNING SIZE	12'	12'	12'	12'	14'	12'	15'	15'	15'



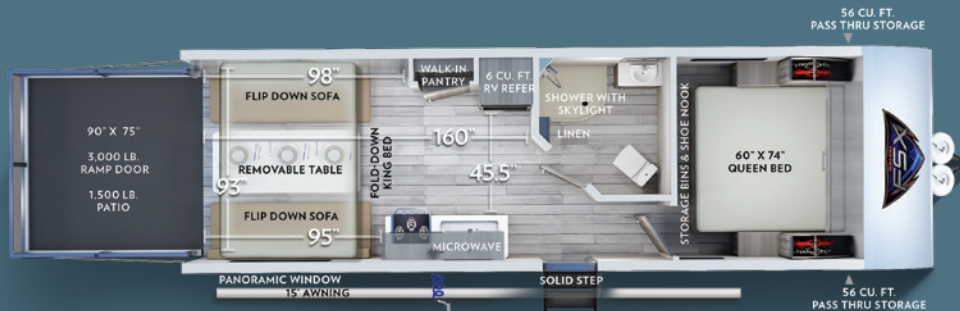
LIGHTWEIGHT, TANDEM-AXLE TOY HAULERS

BEST-IN-CLASS VALUE PACKAGE (SINGLE AXLES)

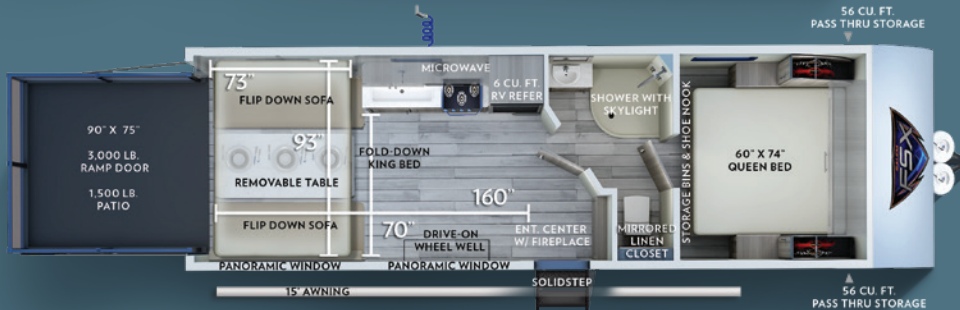
- Full-Length Power Awning w/ Adjustable Legs
- Exterior LED Light Strip Under Awning
- Backup Camera Prep
- Furrion Solar Prep & LED Mushroom Lights
- USB Charging Outlets
- Portable FM/Bluetooth Stereo (Indoor / Outdoor)
- Upgraded Appliance Package
- Friction Hinge Entrance Door
- EZ Entrance: Double Step + XL Folding Grab Assist Handle
- Extra Large Picture Window
- Window Valance Package
- Deep Single Basin Kitchen Sink
- Upgraded Hypoallergenic Mattress
- Dual-Burner Cooktop
- Radius-Profile Front End for Ease of Towing

BEST-IN-CLASS VALUE PACKAGE (TANDEM AXLES)

- Patio Deck with Railing System on Ramp Door
- Exterior LED Light Strip Under Awning
- Backup Camera Prep
- Furrion Solar Prep & LED Mushroom Lights
- Full-Length Power Awning w/ Adjustable Legs
- USB Charging Outlets
- AM/FM/Bluetooth Stereo
- Upgraded Appliance Package
- Friction Hinge Entrance Door
- EZ Entrance: SolidStep + XL Folding Grab Assist Handle
- Window Valance Package
- Deep Single Basin Kitchen Sink w/ Stainless Steel Drying Rack
- Upgraded Hypoallergenic Mattress
- 3 Burner Cooktop



210RT



260RT



280RT



PLATINUM EDITION

- Smooth Fiberglass Exterior Walls
- .040 Smooth Front Metal
- Platinum Graphics Package
- Upgraded Steel Wheels



POPULAR AVAILABLE FEATURES

- 6 cu. ft. Double-Door Refer (Gas & 110V)
- Largest-in-Class Single Basin Kitchen Sink
- 36x24 Large Shower Pan
- 60x74 Queen Bed
- 6 Gal. DSI Gas Water Heater
- Foot Flush Toilet
- TV Backer with Hookups
- TV Antenna with Booster
- High Rise Kitchen Faucet
- 20K BTU Furnace
- Microwave
- 13.5K BTU Roof-Mounted AC
- Spare Tire with Carrier

- Largest-in-Class Windows
- 78" Interior Height
- Upgraded TUFFCOAT Aluminum Exterior
- Diamond Plated Rock Guard on Front
- Baggage Door Catches
- 26" Entrance Doors (IPO 22" Standard)
- Upgraded Large 32x16 Baggage Doors
- Pleated Black Privacy Night Shades
- SHAW® 'Micro-Abrasive' Linoleum
- Solid Wood Drawer Sides w/ Ball Bearing Guides
- 30 AMP Service
- Stabilizer Jacks
- Nitrogen-Filled Radial Tires
- Cable Satellite TV Ready
- 4" Sloped One-Piece Roof

- Exterior Recept
- 5/8" Tongue-n-Groove Plywood Flooring
- Family-Sized Dinette
- Retractable Power Cord with Storage
- Monitor / Control Panel
- High-Pressure Water Pump
- Electric Self-Adjusting Brake System
- Emergency Exit Windows
- Safety Glass Windows
- Fire Extinguisher
- Carbon Monoxide Detector
- LP Detector
- Smoke Detector
- GFI Protective Outlet



PRE-DELIVERY INSPECTION FACILITY

20,000 square feet of quality assurance. The bare essentials for a premium product. This state-of-the-art facility gives immediate daily feedback to production for quality assurance in every unit built.



Learn More
Scan this barcode using a QR Reader on your smart phone to learn more about Forest River.



A Berkshire Hathaway company.



FREE MEMBERSHIP
to Forest River Owners' Group


www.forestriverfrog.com



CUSTOMER SATISFACTION



www.ForestRiverBuyLocal.com



All information contained in this brochure is believed to be accurate at the time of publication. However, during the model year, it may be necessary to make revisions and Forest River, Inc., reserves the right to make all such changes without notice, including prices, colors, materials, equipment and specifications as well as the addition of new models and the discontinuance of models shown in this brochure. Therefore, please consult with your Forest River, Inc., dealer and confirm the existence of any materials, design or specifications that are material to your purchase decision. Litho. U.S.A. FOR 1438 P/W: 2017.11.13



24/7 EMERGENCY ROADSIDE ASSISTANCE WITH VEHICLE PURCHASE*

TOWING
JUMP-STARTS
TIRE CHANGES
FLUID DELIVERY
LOCKOUT
SERVICE

WINCH-OUT
MOBILE MECHANIC
TECHNICAL
SUPPORT
DEALER LOCATOR
SERVICES



*VALID FOR 1 YEAR FROM DATE OF PURCHASE

Specification Definitions

GVWR (Gross Vehicle Weight Rating) - is the maximum permissible weight of the unit when fully loaded. It includes all weights, inclusive of all fluids, cargo, optional equipment and accessories. For safety and product performance do NOT exceed the GVWR.

GAWR (Gross Axle Weight Rating) - is the maximum permissible weight, including cargo, fluids, optional equipment and accessories that can be safely supported by a combination of all axles.

UVW (Unloaded Vehicle Weight)* - is the typical weight of the unit as manufactured at the factory. It includes all weight at the unit's axle(s) and tongue or pin and LP Gas. The UVW does not include cargo, fresh potable water, additional optional equipment or dealer installed accessories.

*Estimated average based on standard build optional equipment.

CCC (Cargo Carrying Capacity)** - is the amount of weight available for fresh potable water, cargo, additional optional equipment and accessories. CCC is equal to GVWR minus UVW. Available CCC should accommodate fresh potable water

(8.3 lbs per gallon). Before filling the fresh water tank, empty the black and gray tanks to provide for more cargo capacity.

** Estimated average based on standard build optional equipment

Each Forest River RV is weighed at the manufacturing facility prior to shipping. A label identifying the unloaded vehicle weight of the actual unit and the cargo carrying capacity is applied to every Forest River RV prior to leaving our facilities.

The load capacity of your unit is designated by weight, not by volume, so you cannot necessarily use all available space when loading your unit.