

# SOLITUDE



10<sup>2012-2022</sup>  
YEARS  
CREATING CUSTOMERS FOR LIFE



GRAND  DESIGN  
RECREATIONAL VEHICLES



# SOLITUDE

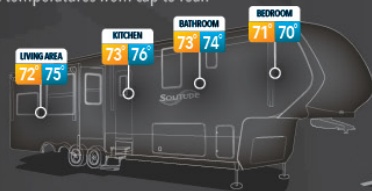
— AND —

## SOLITUDE S-CLASS



The Solitude has been third-party tested in extreme outdoor conditions. The heating and cooling system passed with flying colors – delivering comfortable and even room temperatures from cap to rear.

Note: Testing was performed in a temperature controlled chamber and does not account for variables such as wind, humidity, and altitude.



## MAXIMUM INSULATION

### 1 THERMAL ROOF DESIGN R-40\*

Fiberglass insulation and a layer of radiant foil insulation cover the roof. Grand Design goes further by extending both insulation layers the full length of the roof and around to the bottom of the front cap. To maximize the effectiveness of the insulation, a vented attic allows condensation to escape the roof structure.

### 2 EXCLUSIVE COMBINATION! FULLY LAMINATED WALLS R-11\*

Sidewalls, rear wall, slideroom endwalls and slideroom roof are all welded aluminum framed and laminated with rigid foam insulation. Many manufactures use wood framing and soft fiberglass insulation in the rear wall and slideroom that can settle over time and leave uninsulated air gaps.

### 3 EXCLUSIVE! TRIPLE INSULATED MAIN FLOOR R-45\*

The underbelly is lined with a radiant foil insulation barrier (Layer 1) and then covered with fiberglass insulation (Layer 2). The main floor enhances the R-Value with yet another layer of fiberglass insulation (Layer 3).

### 4 EXCLUSIVE! RAIL-TITE UNDERBELLY SEAL

Rigid aluminum rails are fastened around the perimeter of the underbelly to keep the corrugated barrier up tight against the frame for a better seal from the elements.

### 5 INSULATED GOOSENECK

Fiberglass insulation under the gooseneck is a place often forgotten by other manufactures.

### 6 1.5" INSULATED BAGGAGE DOORS

Rigid foam insulation lines the inside of our heavy duty baggage doors.

\*Equivalent R-Value



## MAXIMUM FUNCTION

### 40,000 BTU OF HEATING POWER

A high performance furnace and fireplace combine to deliver the heat.

### EVENFLOW HEATING SYSTEM

Vertically mounted heat vents are integrated into the cabinet bases. These vents push hot air from front to back (rather than straight up) and eliminate the need for floor vents that can collect dirt and debris, and are easily broken.

### HEATED UNDERBELLY & STORAGE BAY

Dedicated heat ducts run to both the underbelly and storage bay. 12-volt heat pads on each holding tank, and the enclosed utility center with low-point drains provide a functional water system – even in extreme cold.





Designed for your Comfort  
**RV AIRFLOW  
SYSTEMS™**

- ▶ Balances Air Flow Throughout the RV
- ▶ Increases A/C Air Volume
- ▶ Efficiency Leads to Energy and Cost Savings
- ▶ Reduces Temperature in a Shorter Amount of Time

## RAISING THE BAR IN CUSTOMER SERVICE & WARRANTY

Every Grand Design RV is backed with a class leading 3-year limited structural warranty. By selecting suppliers with similar philosophies, many components used on our coaches also carry an extended warranty through the component manufacturer.

- ▶ **FLOOR DECKING** (25 Years)
- ▶ **AXLES** (5 Years)
- ▶ **EXTERIOR GRAPHICS** (5 Years)
- ▶ **CHASSIS** (3 Years)
- ▶ **ROOF COVERING** (12 Years)
- ▶ **TIRE WARRANTY**

(5 Years w/12 Month no questions asked replacement for manufacturer defects)



**NEW!**

**SURROUND  
BACKUP LIGHTING**

**EXCLUSIVE!**

## SUPERCHASSIS

**101" Wide Body Chassis** - A full 5" wider than many coaches in its class, the widebody chassis allows for more livable floor space with deeper sliderooms, wider sofas in rear lounge models, and space saving sliding pocket doors into the bathrooms...all at a shorter towing length.

**Wide Rail Design** - Heavy duty I-beam main rails are placed further outward on the chassis. This wider rail placement provides a more stable jack stance, and allows for the slideroom gearpacks to be enclosed inside the frame rails (rather than outside).

**Running Gear** - Reinforced axle hangers, metal wheel wells, 1/2" shackles, greasable wet bolts and bronze bushings.



**NOW WITH REINFORCED AXLE HANGERS!**

## STEALTH<sup>3+</sup> SMART A/C SYSTEM

**RUN THREE 15K ACS  
AT THE SAME TIME!**



### ULTRA QUIET

Up to **2x quieter**  
than the competition.



### MAXIMUM

AVAILABLE COOLING POWER

Dual 15,000 BTU A/Cs and prep  
for a 3rd A/C (N/A on 2930RL)



### AIRTITE CONNECTORS

All duct pieces are securely fastened together using special connector brackets.



### RACETRACK DUCTING

True Racetrack Ducting extends past each AC unit to allow for uninterrupted airflow from the front to the back of the coach.



**23% MORE  
AIRFLOW**

**THAN AVERAGE OF  
LEADING COMPETITORS**



# SOLITUDE S-CLASS



## STANDARD FEATURES

### SOLAR PACKAGE



20CU 12V Refer



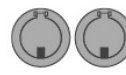
330W Solar Panel



50 AMP Controller



3000W Inverter Prep



2 Dock Ports



Bluetooth Module



**CONTROL IN THE  
PALM OF YOUR HAND.**

#### CONTROL YOUR RV

Control lighting, slide-outs, leveling and awnings from the palm of your hand.

#### REAL-TIME DIAGNOSTICS

Compass Connect can notify you of system status, low battery voltage and leveling issues.



## CRE3000 SUSPENSION SYSTEM



Increased travel means smoother towing, improved towability and better protection from damaging road shock.



## ANTI-LOCK BRAKES

Lippert's ABS can prevent wheel slip and lockup, providing more stability during slippery or emergency-brake situations. Exclusive to Grand Design RV. (Standard on 7K Drum Brakes Only)



## 17.5" All-Steel H-Rated Tires

75mph Speed Rated

4,805 lb. Load Rating

Chip Guard: Protects from chips or cuts

Scrub Guard: Minimize wear from starts, stops, tight turns and curb impacts



SOFT CLOSE CABINETS



NO CARPET  
IN SLIDES/FLUSH FLOOR  
KITCHEN SLIDES



SOLID SURFACE  
BATHROOM  
COUNTERTOPS



ROCKFORD  
SOUND SYSTEM  
HEAD UNIT WITH  
INT. / EXT. SPEAKERS



TPMS SYSTEM  
MONITORS PRESSURE  
AND TEMPERATURE

## NEW FOR 2023!

## HIGHLIGHTED OPTIONS



## INDEPENDENT SUSPENSION OPTION



## UPGRADE TO 8K AXLES

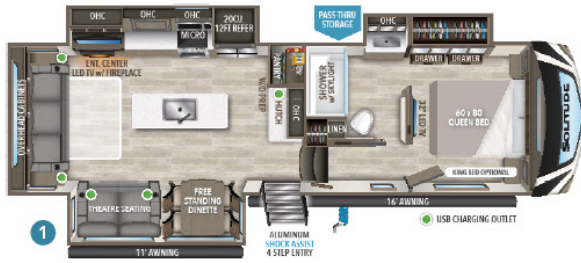
We couple 8K axles with 17.5" H-rated Cooper tires to give you the most carrying capacity in the industry! (Includes Disc Brakes)

Because of our commitment to continuous product improvement, Grand Design Recreational Vehicles reserves the right to change components, standards, options, specifications, and materials without notice and at any time. Photos may show optional equipment which may not be included in the standard purchase price of the featured unit. Be sure to review current product details with your local dealer before purchasing. Rev 12.02.22



# SOLITUDE

## S-CLASS



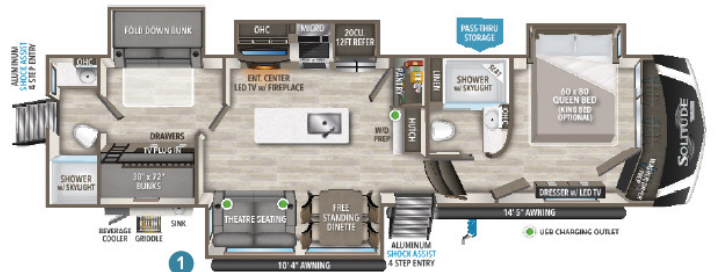
**2930RL**    UVW<sup>1</sup> 11,442    HITCH<sup>1</sup> 2,174    GVWR 15,000    LENGTH<sup>1</sup> 34' 4"    HEIGHT 13' 5"    CAPACITY 81 106 53



**3740BH**    UVW<sup>1</sup> 13,884    HITCH<sup>1</sup> 2,900    GVWR 16,800    LENGTH<sup>1</sup> 40' 4"    HEIGHT 13' 5"    CAPACITY 81 106 106



**3460FL**    UVW<sup>1</sup> TBD    HITCH<sup>1</sup> TBD    GVWR 16,800    LENGTH<sup>1</sup> 37' 11"    HEIGHT 13' 5"    CAPACITY 81 106 53



**3950BH**    UVW<sup>1</sup> 14,054    HITCH<sup>1</sup> 2,584    GVWR 16,800    LENGTH<sup>1</sup> 40' 4"    HEIGHT 13' 5"    CAPACITY 81 106 106

<sup>1</sup> Based on average weight of the standard build. <sup>1</sup> Hitch to rear



**FOR MORE INFORMATION**  
SCAN THE QR CODE USING YOUR  
MOBILE PHONE CAMERA APP



### OPTIONAL SLIDE CONFIGURATIONS

AVAILABLE ON MARKED MODELS ONLY

1



-R models indicate 18 cu. ft. Residential Refrigerator option.



# SOLITUDE

## STANDARD FEATURES

### SOLAR PACKAGE



### THE RUBBER PIN BOX



The MORryde pin box system utilizes a unique rubber shear spring to positively deal with rough towing and road shock.

### THE ESSENTIALS



**NEW!**

Made in the USA exclusively for Grand Design RV by Apex Custom Furniture.



DUSK DECOR



LINEN DECOR

## HIGHLIGHTED OPTIONS

**NEW FOR 2023!**



### INDEPENDENT SUSPENSION



### ANTI-LOCK BRAKES

Lippert's ABS can prevent wheel slip and lockup, providing more stability during slippery or emergency-brake situations. Exclusive to Grand Design RV. (Standard on 7K Drum Brakes Only)



### UPGRADE TO 8K AXLES

We couple 8K axles with 17.5" H-rated Cooper tires to give you the most carrying capacity in the industry! (Includes Disc Brakes)

THE

## ULTIMATE BARBEQUE EXPERIENCE

(NA 378MBS, 380FL, 382WB, 391DL)




Optional Pull-Out Kitchen with Sink, Griddle, Drawers and pivoting table.

### FULL BODY PAINT OPTIONS



AURORA



MIDNIGHT



PEARL

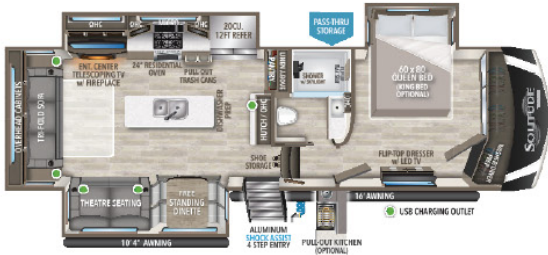


**FOR MORE INFORMATION**  
SCAN THE QR CODE USING  
YOUR MOBILE PHONE  
CAMERA APP

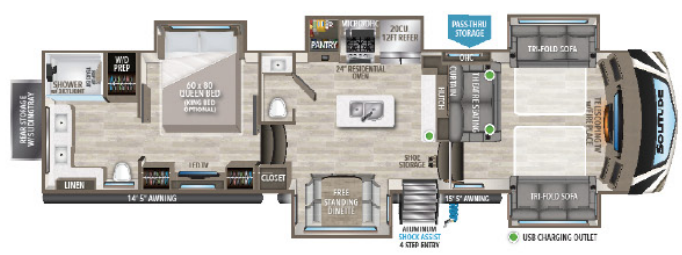


Because of our commitment to continuous product improvement, Grand Design Recreational Vehicles reserves the right to change components, standards, options, specifications, and materials without notice and at any time. Photos may show optional equipment which may not be included in the standard purchase price of the featured unit. Be sure to review current product details with your local dealer before purchasing. Rev 12.02.22





**310GK**    UVW<sup>1</sup> 12,100    HITCH<sup>1</sup> 2,350    GVWR 15,000    LENGTH<sup>1</sup> 34' 11"    HEIGHT 13' 5"    CAPACITY 81 106 53



**380FL**    UVW<sup>1</sup> 14,866    HITCH<sup>1</sup> 3,052    GVWR 16,800    LENGTH<sup>1</sup> 41' 5"    HEIGHT 13' 5"    CAPACITY 81 106 106



**345GK**    UVW<sup>1</sup> 13,320    HITCH<sup>1</sup> 2,604    GVWR 16,800    LENGTH<sup>1</sup> 37' 2"    HEIGHT 13' 5"    CAPACITY 81 106 53



**382WB**    UVW<sup>1</sup> 14,866    HITCH<sup>1</sup> 3,052    GVWR 16,800    LENGTH<sup>1</sup> 41' 5"    HEIGHT 13' 5"    CAPACITY 81 106 53



**373FB**    UVW<sup>1</sup> 13,950    HITCH<sup>1</sup> 2,800    GVWR 16,800    LENGTH<sup>1</sup> 41' 4"    HEIGHT 13' 5"    CAPACITY 81 106 106



**390RK**    UVW<sup>1</sup> 14,562    HITCH<sup>1</sup> 2,794    GVWR 16,800    LENGTH<sup>1</sup> 41' 5"    HEIGHT 13' 5"    CAPACITY 81 106 53



**376RD**    UVW<sup>1</sup> TBD    HITCH<sup>1</sup> TBD    GVWR 16,800    LENGTH<sup>1</sup> 42' 6"    HEIGHT 13' 5"    CAPACITY 81 106 53



**391DL**    UVW<sup>1</sup> 15,300    HITCH<sup>1</sup> 3,050    GVWR 16,800    LENGTH<sup>1</sup> 43' 11"    HEIGHT 13' 5"    CAPACITY 81 106 106



**378MBS**    UVW<sup>1</sup> 14,344    HITCH<sup>1</sup> 2,686    GVWR 16,800    LENGTH<sup>1</sup> 40' 2"    HEIGHT 13' 5"    CAPACITY 81 106 53



391DL KITCHEN

<sup>1</sup> Based on average weight of the standard build. \* Hitch to rear  
-R models indicate 18 cu ft. Residential Refrigerator option.



# WE STRIVE FOR NOTHING LESS THAN CUSTOMERS FOR LIFE!



Thank you for taking the time to tour our coach.

We would like to share what sets Grand Design RV apart from all other RV manufacturers and why this difference is important to you.

My close friends and I were part of an ownership team at a travel trailer, fifth wheel company that grew to become one of the largest RV manufacturers in the world. While proud of this accomplishment, it became difficult to stay in touch with customers, employees, and ultimately the quality of the final product. It became obvious, there was a better way.

In 2012 we started with a mission to build a better RV company. A company with a culture that desires a long-term, personal connection with customers, employees and dealers – that company became Grand Design RV. Our business model of doing the right thing has led us to many years of unparalleled growth.

At Grand Design we are customer centered and everything we do daily revolves around you. Our goal is simple – continue to lead the industry with quality, innovative products while striving to improve our customers' RV experience before, during and after their purchase. We strive for nothing less than customers for life and I would be honored to personally welcome you to the Grand Design family.

Warmest Regards,

President / CEO / Co-Founder

## QUALITY IS NOT AN OPTION, IT'S A HABIT!

Since day one dealers have reported their satisfaction levels confidentially regarding reliability and quality, parts, warranty and sales and rated us among the highest-rated RV manufacturers for EVERY one of our product lines, EVERY year.



Grand Design RV was created in 2012 and founded by current CEO, Don Clark and brothers Ron and Bill Fenech (Representing over 80 combined years of experience in the RV Industry).

## LONG TERM VALUE

Everything we do at our company is designed to build long-term value in what we offer our customers, "More features and superior value for your dollar."

## CUSTOMER CENTERED

Our focus, from the very first day we opened our doors, revolves around our customers. Your satisfaction is our future. GDRV4Life!

## STAYING CONNECTED

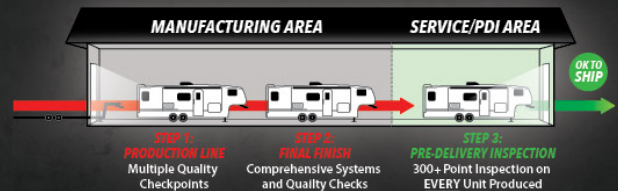
Magic happens when the CEO and Senior Management actively work with the production facilities to help build the team and develop products.

## EXPERIENCED WORKFORCE

Our local workforce has been hand-picked and has an excellent reputation for second-to-none industry craftsmanship.

## RAISING THE QUALITY BAR

We put every Grand Design RV through a series of quality inspection gates during the manufacturing process. Once completed, the unit undergoes a comprehensive "final finish" inspection. At this point, most manufacturers ship their coaches to the dealer for retail sale. We aren't most manufacturers. Every one of our coaches is moved to a PDI (Pre-Delivery Inspection) area where they are put through a rigorous 300+ point inspection checklist. It is only after this PDI that we certify a unit ready to ship to our dealers.



## SUPERIOR SERVICE

Anything built by humans that travels down the open road is subject to issues. It's how those issues are addressed that makes Grand Design so special to our owners. Visit the independent owners page on Facebook (Grand Design RV Owners) and see for yourself. We take care of our customers after the sale. An informed customer will be a Grand Design customer!

## CLASS LEADING WARRANTY

We back every one of our coaches with a 3-year limited structural warranty.

REV 12.02.22

11333 County Road 2 | Middlebury, IN 46540 | 574-825-8000 | GrandDesignRV.com