

ROCKWOOD TENT CAMPERS

# ROCKWOOD

PROVIDING OUTDOOR FUN SINCE 1974.



LIMITED  
ESP  
FREEDOM  
HIGH WALL  
HARD SIDE

## TENT CAMPERS



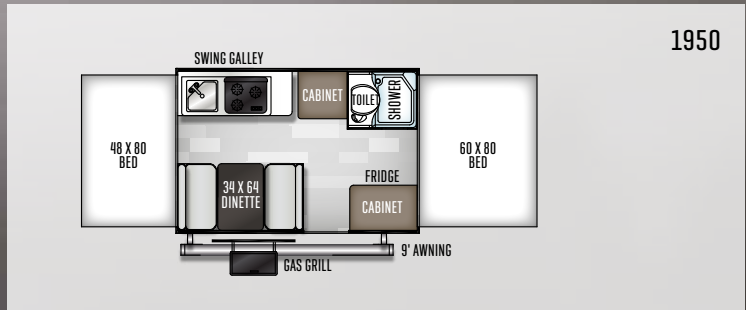
ROCKWOOD

# FREEDOM

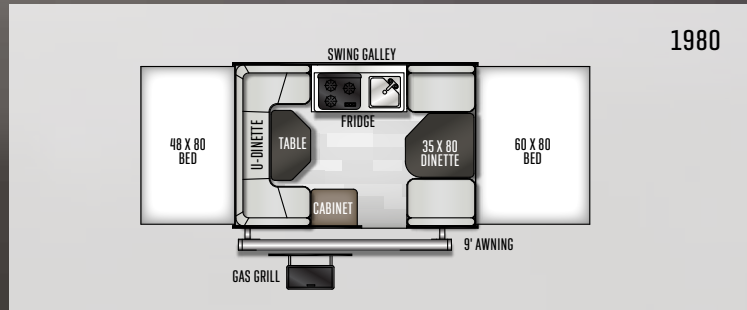
2514F

**MAKING YOUR INVESTMENT GO A LONG WAY.** Rockwood takes pride in packing the most value possible into our Freedom series. Finding the perfect fit for the specific needs of your active family is made easier by the wide variety of floor plans available. While each model comes standard with many features, you still have flexibility to incorporate as many options as you choose to fit your camping preferences.

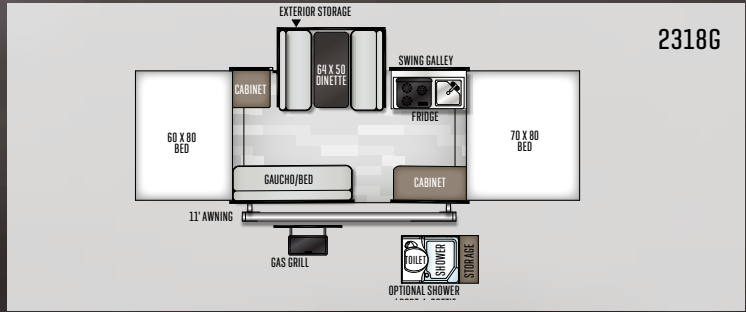




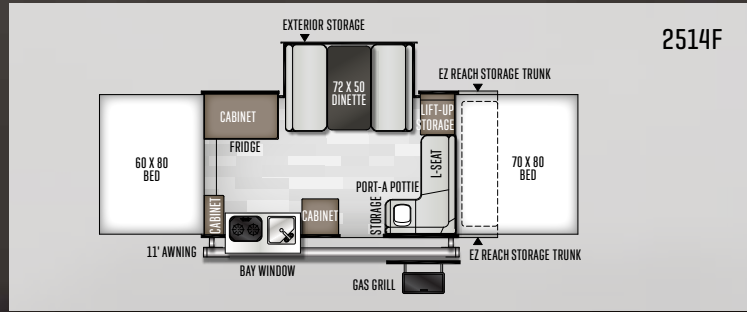
1950



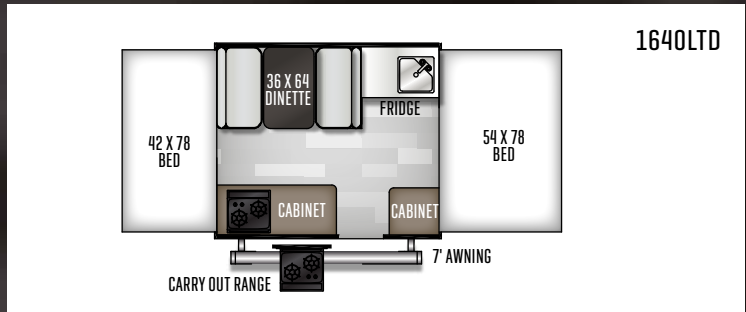
1980



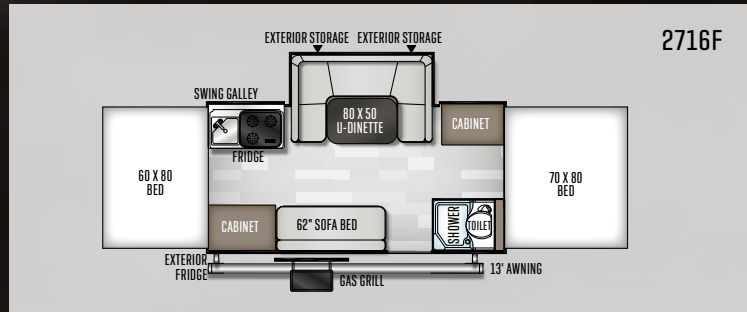
2318G



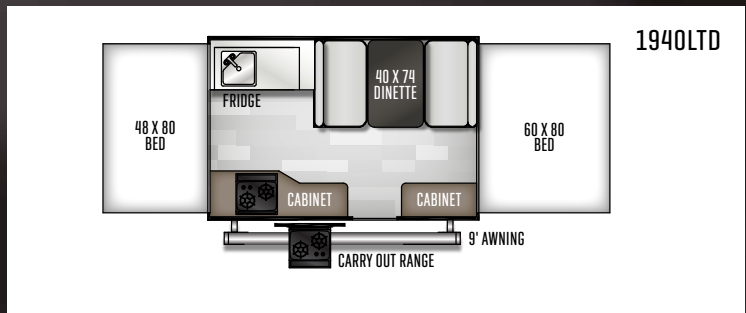
2514F



1640LTD



2716F



1940LTD

MODEL NUMBER	1950	1980	2318G	2514F	2716F	1640LTD	1940LTD
Unloaded Vehicle Weight*	1997	1896	2439	2654	2854	1465	1608
Base Dry Hitch Weight	230	255	263	295	360	162	195
Base Dry Axle Weight	1748	1622	2157	2340	2475	1284	1394
Cargo Capacity	1233	1359	824	641	506	793	683
Box Size	10'	10'	12'	12'	14'	8'	10'
Trailer Size (Closed w/ Hitch)	15' 4"	15' 4"	17' 3"	18' 10"	19' 1"	12' 1"	14' 5"
Height (Closed)	66"	66"	66"	72"	72"	64"	64"
Trailer Length (Open)	20' 1"	20' 1"	23' 10"	23' 9"	25' 9"	17' 1"	20' 1"
Fresh Water Capacity	26	26	26	26	26	10	10

The Unloaded Vehicle Weight (UVW) listed represents the weight of one trailer with that model's standard equipment including the content of specified option packages. \* See back cover for further specification definitions.

ROCKWOOD

# ESP

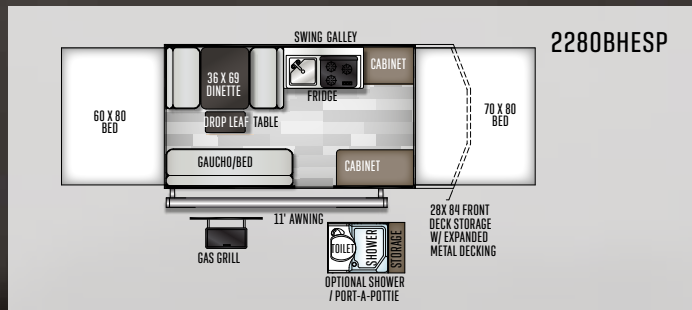
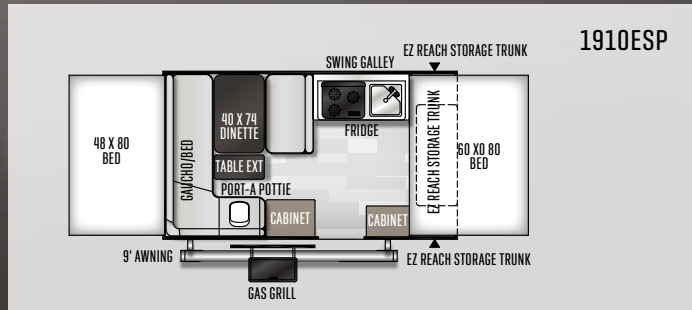
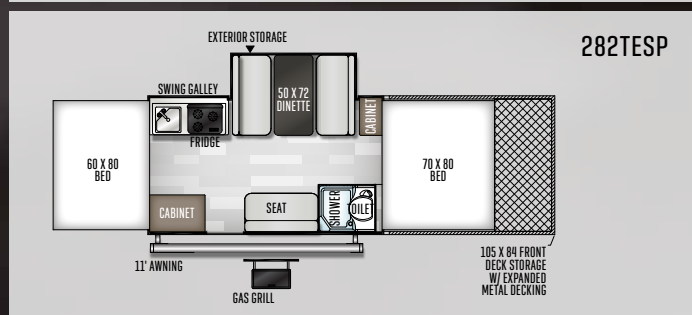
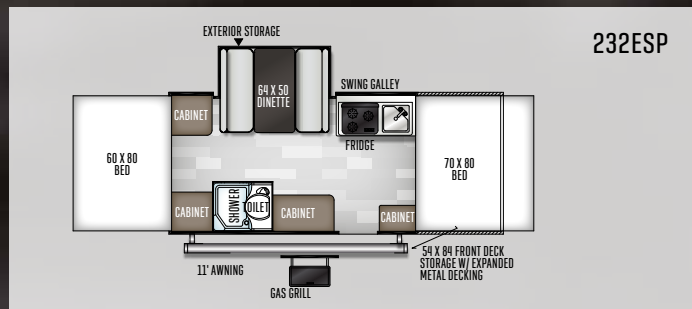
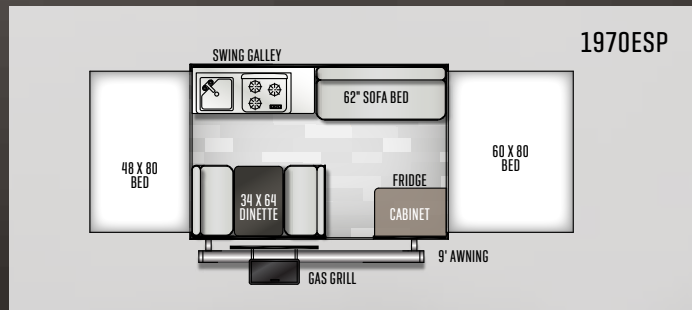
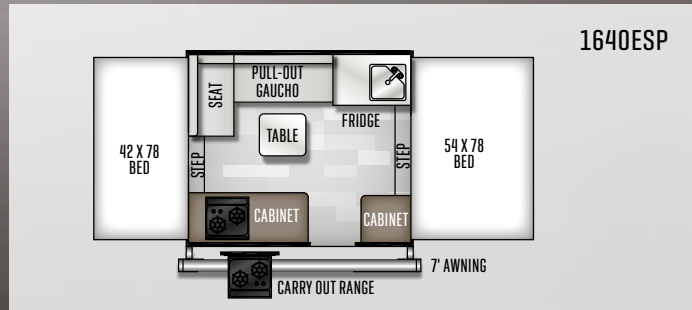
EXTREME SPORTS PACKAGE

1910ESP

WELCOME TO THE ROCKWOOD EXTREME SPORTS PACKAGE (ESP), a camper designed for active couples and families. Whatever the preference; mountain biking, canoeing, paddle boarding or surfing, the ESP camping trailers are designed to allow you to make the most of your outdoor experience.

**BUILT FOR 21ST CENTURY CAMPING.** The ESP package has interior features targeted for the modern, active lifestyle including a Digital Media Receiver with Bluetooth, MP3 player, USB and auxiliary ports, WiFi Ranger WiFi Booster, recharging station with (2) additional USB ports, LED interior lighting and more.





MODEL NUMBER	1640ESP	1910ESP	1970ESP	2280BHESP	232ESP	282TESP
Unloaded Vehicle Weight*	1722	2180	2076	2559	2933	3377
Base Dry Hitch Weight	178	254	234	338	294	221
Base Dry Axle Weight	1525	1907	1823	2202	2620	3118
Cargo Capacity	656	724	808	1279	861	1844
Box Size	8' 4"	10'	10'	12'	12'	12'
Trailer Size (Closed w/ Hitch)	12' 1"	17' 1"	15' 4"	19' 2"	22' 5"	26' 8"
Height (Closed)	71"	71"	71"	74"	74"	74"
Trailer Length (Open)	17' 1"	20' 4"	20' 1"	23' 10"	26' 5"	30' 8"
Fresh Water Capacity	20	20	20	26	26	26

The Unloaded Vehicle Weight (UJV) listed represents the weight of one trailer with that model's standard equipment including the content of specified option packages. \* See back cover for further specification definitions.

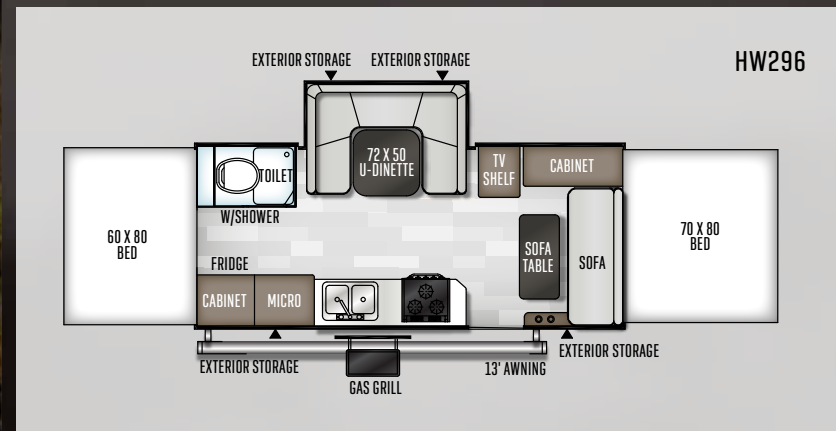
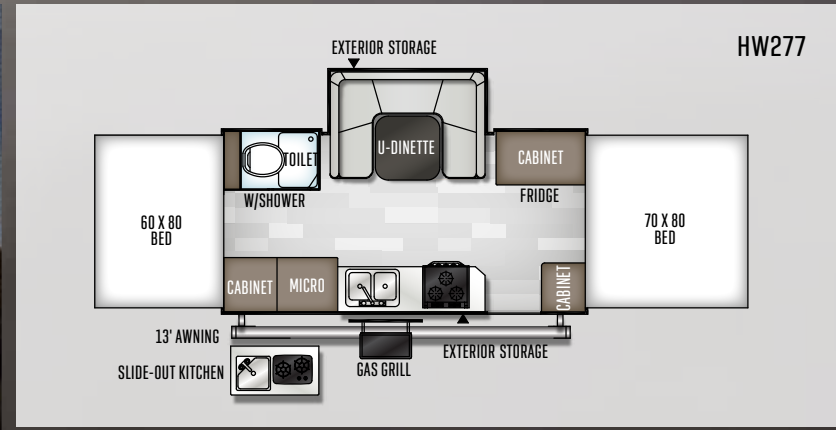
ROCKWOOD

# HIGH WALL

HW296

KISS THE CAMPGROUND BATH HOUSE GOODBYE. WELCOME TO THE ROCKWOOD HIGH WALL SERIES. We have designed this series for the camping family who wants the refinement of larger vacationing units in a light-weight camper. Ample counterspace, upgraded appliances, convenient pull-up curtains providing a wide view of the surroundings and tasteful interiors make this camper a gorgeous option to experience.





MODEL NUMBER	HW277	HW296
Unloaded Vehicle Weight*	3334	3721
Base Dry Hitch Weight	380	371
Base Dry Axle Weight	2916	3312
Cargo Capacity	546	1278
Box Size	14'	16'
Trailer Size (Closed w/ Hitch)	19' 3"	21' 3"
Height (Closed)	79"	81"
Trailer Length (Open)	25' 9"	27' 9"
Fresh Water Capacity	26	26
Grey Water Capacity	12	12
Black Water Capacity	12	12

The Unloaded Vehicle Weight (UVW) listed represents the weight of one trailer with that model's standard equipment including the content of specified option packages. \* See back cover for further specification definitions.

ROCKWOOD

# HARD SIDE & HARD SIDE HIGH WALL

## A223HW

**QUITE POSSIBLY THE BEST OF BOTH WORLDS.** When you combine the solid exterior of a travel trailer with a tent camper, you get the Rockwood Hard Side Series, giving your camping experience the best of both worlds. Bringing a smooth fiberglass vacuum bonded exterior with a quick, easy set up, while retaining the towing and storage advantages of a tent camper, the Hard Side camper is the perfect blend.







## HARD SIDE HIGH WALL MODEL FEATURES

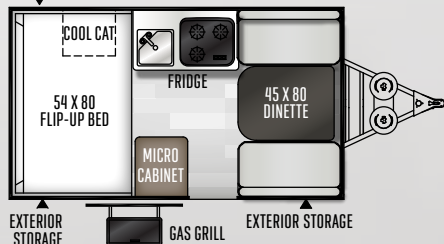
**A Hard Side & Hard Side High Wall Awning & Screen Room option.**  
(Shown on A122S.)

**B Molded LP Bottle Covers**  
(Std. Hard Side & Hard Side High Wall)

**C Gas Strut Lift Assist**  
(Std. Hard Side Models w/ Manual Lift Roof Only)

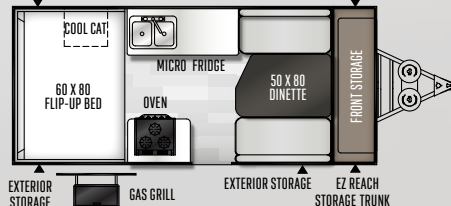
**D Power Roof Lift Assist**  
(Hard Side High Wall only)

EZ REACH STORAGE TRUNK



A122

EZ REACH STORAGE TRUNK



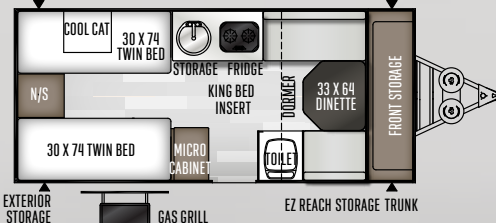
A212HW

EZ REACH STORAGE TRUNK



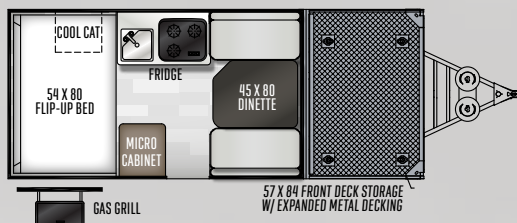
A122S

EZ REACH STORAGE TRUNK

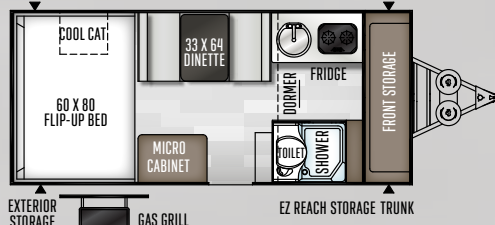


A213HW

A122TH



EZ REACH STORAGE TRUNK

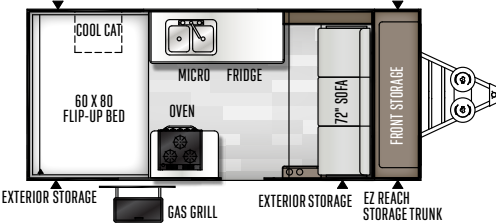


A214HW

MODEL NUMBER	A122	A122S	A122TH	A212HW	A213HW	A214HW	A223HW
Unloaded Vehicle Weight*	2014	2120	2392	2526	2670	2700	2648
Base Dry Hitch Weight	222	284	295	311	372	353	315
Base Dry Axle Weight	1754	1798	2075	2177	2260	2309	2295
Cargo Capacity	1208	1164	1387	785	702	653	667
Box Size	12'	12'	12'	14'	14'	14'	14'
Trailer Size (Closed w/ Hitch)	17' 1"	18' 10"	22' 1"	20' 10"	20' 10"	20' 10"	20' 10"
Height (Closed)	61"	61"	68"	67"	68"	68"	68"
Fresh Water Capacity	26	26	26	26	26	26	26

The Unloaded Vehicle Weight (UVW) listed represents the weight of one trailer with that model's standard equipment including the content of specified option packages. \* See back cover for further specification definitions.

EZ REACH STORAGE TRUNK




A223HW

NEW



ROCKWOOD

# SUPERIOR CONSTRUCTION



- A** Three Stage Double Arm Lifter Posts [NA Hard Side]
- B** Fiberglass Vacuum Bonded Radius Roof w/ No Center Seam [NA Hard Side]
- C** Five-Piece Vinolon Supreme Tenting [NA Hard Side]
- D** E-Z Crank Down Stabilizer Jacks w/Sand Pads
- E** Full Perimeter Aluminum Bed Frames [NA Hard Side]
- F** Plywood Bunk Ends [NA Hard Side]
- G** Seven-Way Pigtail Wiring
- H** Under Floor 20 Gallon Fresh Water Tank [LTDs 11 Gallon Above Floor]
- I** Powder Coated Tubular Steel Frame
- J** Powder Coated Rafter Poles and Bed Bows [NA Hard Side]
- K** Air Conditioner Reinforcing Laminated Into Roof [NA Hard Side]
- L** Nitrogen Filled Steel Belted Radial Tires
- M** Easy Lube System [Except LTDs]
- N** Smooth Fiberglass Vacuum Bonded Exterior [NA on Freedoms & ESPs]
- O** One-Piece Door [Except Hard Side]
- P** Under Awning LED Lighting [Except LTD's & Hard Sides]



## DEXTER TORFLEX

**[Standard on , High Wall and Hard Side Models]**

- Independent wheel suspension and self-damping action
- Rubber cushioning eliminates metal-to-metal contact.
- Forged torsion arm for maximum strength

Most models are also equipped with E-Z Lube® System and Nev-R-Adjust® Brakes.

# POPULAR FEATURES

JUST A FEW FEATURES THAT PROVE OUR WORTH.



- A** EZ Reach Storage Trunk [Some Models]
- B** Heated Mattress [Std. Opt. NA A214HW]
- C** Swing Down Galley [Except LTDs, Hard Side, High Wall]
- D** Metal Full Extension Drawer Guides [Std.]
- E** Solar Panel Prep [Std. all models] The Zamp 40 amp. portable solar panel shown is sold separately.
- F** Three Speed Ventilation Fan [Except LTDs.]
- G** Water Pump with Filter [Std.]
- H** Outside Grill with Work Table [Std. Freedom, ESP, Hard Side, High Wall]
- I** Add-a-Room with Privacy Panels [Opt. all Models Except Hard Side]
- J** Power Lift [Std. , High Wall and 232ESP, 282TESP Freedom Opt./LTD]
- K** WIFI Ranger Sky 4 WIFI Booster, with internet connectivity available. [NA on Freedom, LTD's]
- L** Easy Glide Scissorpole Bed Supports [Except LTDs]
- M** Bike Rack Option [Most Models]

- N** Under Awning LED Light  
(All Models Except LTD's and Hard Sides)
- O** One-Piece Door (Except Hard Side) and Large Entry Assist Handle (Except LTD's)
- P** Beautiful Hardwall Shower with a residential-style flush toilet complete with 12-gallon black and gray water holding tank and monitor panel. (Std. High Wall and A214HW)
- Q** Hanging Pantry  
(Opt. all Models Except Freedom, Hard Side & LTD's)
- R** Outside Shower (Incl. w/ Hot Water Pkg: Std. , Hard Side, High Wall and Opt: Freedom)
- S** AM/FM Stereo with Bluetooth and USB ports.  
(N/A LTD & Freedom)
- T** Easy Opening Deluxe Curtains.  
(Std. and High Wall)
- U** Black Water Hose Storage (Std. HW models)
- V** LED Bunk Light (Std. High Wall)
- W** ProRac Roof Mounted Cross Bars w/ Opt. Bike and Kayak Carrier attachments.  
(NA on LTD)
- X** Molded LP Bottle Covers  
(Std. Hard Side, High Wall Only)



# STANDARDS & OPTIONS

## ROCKWOOD FREEDOM, ESP, , HIGH WALL & HARD SIDE CAMPERS

MODELS	LTD	F	ESP	HW	HS	MODELS	LTD	F	ESP	HW	HS	MODELS	LTD	F	ESP	HW	HS
<b>STANDARD &amp; OPTIONAL FEATURES</b>						Residential Style Cabinet Doors	S	S	S	S	S	(HS: A213HW, Twin Beds Converts to King)	--	--	--	--	S*
Slatewood Interior	S	S	S	S	S	Wood Drawers w/ Full Extension Metal Guides	S	S	S	S	S	Quilted Top Memory Foam Mattresses	--	--	--	S	S
Wood Look Flooring	S	S	S	S	S	Swing Galley w/Storage	S	S	S	--	--	Thermostatically Controlled Heated Mattresses					
"Leather Appearance" Seating	S	S	S	S	S	Large Clothes Bar	--	--	--	S	S	(NA A213HW)	S	S	S	S	S*
Stainless Steel Look Appliances and Sink	--	--	--	S	S	Hanging Wardrobe	--	--	--	0	0	Leaf-Spring Axle	S	S	S	--	--
Electric Water Pump	S	S	S	S	S	Hanging Pantry	--	0	0	0	--	Independent Torsion Axles	--	--	--	S	S
Hot Water Package (Incl. Water Filter, Outside Shower, Six Gallon DSI Hot Water Heater, Demand Water Pump) [ NA, 1640ESP, Opt. 1910ESP, 1970ESP; Std.2280BHESP, 232ESP, 282TESP] (Opt.1980; Std.1950,2318G, 2514F, 2716F)	--	S/O*	S/O*	S	S	USB Charging Ports	--	S	S	S	S	Easy Lube Axles	--	S	S	S	S
Port-A-Potty (2514F, A122, A122S, A122TH, A223HW, A212HW, 1910ESP)	--	--	S*	S*	S*	Digital Media Receiver w/ AM/FM Stereo, Bluetooth, MP3 Player, USB & Aux. Ports	--	--	S	S	S	Spare Tire, Cover and Mount	S	OP	OP	OP	S
Residential Flush Toilet in Cabinet (HS: A213HW Only)	--	--	--	--	S*	TV Outlet with Cable and Satellite Hook Up	--	S	S	S	S	12" Radial Tires	S	--	--	--	--
Shower and Cassette Toilet Package Incl. Cabinet w/ Shower, Cassette Toilet and Shower Curtain. (Opt. F: 2318G, ESP: 2280BHESP) Opt. F: 2318G, ESP: 2280BHESP	--	S*/O*	S*/O*	--	--	30 Amp Detachable Power Cord w/ Storage Bag	S	S	S	S	S	13" Radial Tires w/ Aluminum Wheels	--	S	--	--	S*
Hard Wall Shower with Residential Flush Toilet and Monitor for Holding Tanks, Battery and Water Pump Switch	--	--	--	S	--	25 Amp Converter w/ Built in Battery Charger (ESP: 1640ESP)	S	--	S*	--	--	14" Radial Tires w/ Aluminum Wheels (Std. HS: A212HW, A213HW,A223HW, A214HW)(Note: Dual Axle Models HW296)	--	--	--	S	S*
Hard Wall Shower w/ Residential Flush Toilet (A214HW)	--	--	--	--	S*	35 Amp Converter w/ Built in Battery Charger	--	S	S	S	S	15" Mud Rover Radial Tires, Aluminum Wheels (Std.A122TH, 1910ESP, 1970ESP, 1640ESP, 2280BHESP, 232ESP, 282TESP Only) (Note: Dual Axle 282TESP)	--	--	S*	--	S*
Spray Away Utility Hose, Hot & Cold with Hot Water Package.	--	--	S	--	--	Roof Vent	S	--	--	--	--	Electric Brakes	0	S	S	S	S
Antifreeze Inlet to Bypass Fresh Water Tanks						Three Speed Ventilation Fan	--	S	S	S	S	EZ Reach Storage with Sliding Tray All Front Storage Models	--	S*	--	--	S*
When Winterizing	S	S	S	S	S	Air Conditioner Wiring Kit	0	0	0	0	--	28.5" Front Storage Deck w/ 200 # Weight Capacity (Std. 2280BHESP Only)	--	--	S*	--	--
Two Burner Free-Standing Range	S	--	--	--	--	10k BTU Cool Cat Heat Pump	--	--	--	--	S	54" Frt. Storage Deck w/ 650 # Wt. Capacity (Std. 232ESP)	--	--	S*	--	--
Permanently Mounted Indoor Range w/Cover	--	S	S	--	--	13.5k BTU Low Profile Air Conditioner (Factory Installed)	--	--	--	0	--	57" Frt. Storage Deck w/ 650 # Wt. Capacity (Std. A122TH)	--	--	--	--	S*
Three Burner Glass Top Stove with Oven (A212HW ,A223HW HW296, HW277)	--	--	--	S	S*	15k BTU Low Profile Air Conditioner (Factory Installed)	--	--	--	0	--	105" Front Storage Deck w/ 1300 # Weight Capacity (Std. 282ESP)	--	--	S*	--	--
Microwave	--	--	--	S	S	20k BTU Forced Air Furnace w/ Electric Ignition	0	0	0	0	0	(4) Bike Rack (HS: A122 - 2 Bikes only)	0	0*	0*	0*	0*
110V Electric Outside Accessible Fridge (2716F)	--	S*	--	--	--	Interior Floor Lights	--	--	--	S	S	ProRac Systems Permanent Mount Cross bars (Std. on all except LTDs)	--	S	S	S	S
3 Way Fridge 1.9 cu. ft.	0	S	S	--	--	Ceiling LED Lights and Jacks for Accessories (Tent Campers)	S	S	S	S	S	ProRac Systems Upright Bike Carrier	--	0	0	0	0
3 Way Fridge 2.5 cu. ft.	--	--	--	--	S	Ceiling LED Lights (Hard Sides)	--	--	--	--	S	ProRac Systems Kayak Carrier	--	0	0	0	0
Extra Large 3 Way Fridge (HS: A212HW, A213HW, A214HW, A223HW, HW296,HW277 Only)	--	--	--	S	S*	1 Bunk LED Light with Fan	--	S	S	S	--	ProRac Systems Load Stops	--	0	0	0	0
						2 Bunk LED Light with Fan	--	--	--	S	--	ProRac Systems Tie Downs	--	0	0	0	0
						LED Bunk Light In Slide Outs	--	S*	S*	S	--						
						LP Leak/Carbon Monoxide Detector	S	S	S	S	S						
						Privacy Curtains	S	OP	OP	OP	S						
						Roof Valances	--	OP	OP	OP	--						
						Storage Net Over Bunks	--	S	S	S	--						
						Quilted Top Bed Mattresses	S	S	S	--	--						
						Deluxe Memory Foam Quilted Top Bed Mattresses											



MODELS	LTD	F	ESP	HW	HS
Power Lift System	0	S	S*/0*	S	--
Gas Strut Lift Assist	--	--	--	--	S*
Power Roof Lift Assist (HS: HW models only)	--	--	--	--	S
Front Dormer (HS: A214HW, A223HW, A213HW Only)	--	--	--	--	S*
Built-in A-Frame Mounting Provision for Equalizer					
Hitch Bar Installation	S	S	S	S	S
Double Battery Box and Wiring Kit	--	S	S	S	S
Roof Mount Solar Panel Prep W/1000 watt inverter to power all 110V electrical outlets excluding Microwave and A/C	--	--	S	--	--
Solar Panel Prep on Frame	S	S	S	S	S
40 Watt Solar Panel	0	0	0	0	0
20 lb. LP Bottle	S	S	S	--	--
Dual 20 lb. LP Bottles with Cover and Automatic LP Regulator (Std. ESP: 232ESP, 282TESP, 2280BHESP Only)	0	0	S*/0*	--	--
Dual 20 lb. LP Bottles with Molded Hard Cover and Automatic LP Regulator	--	--	--	S	S
Diamond Plated Lower Front Cap	--	--	--	S	S
Chrome Diamond Plated Front and Side Skirt	--	--	S	--	--
Awning	S	S	S	S	--
LED Under Awning Light Strip	--	S	S	S	--
Awning/Screen Room	--	--	--	--	0
Screen Room w/ Privacy Panels	0	0	0	0	--
Outdoor Gas Grill w/ Worktable	0	S	S	S	S
Outside Speaker	--	--	S	S	S
Patio Light (1940LTD Only)	S*	OP	OP	S	S
Courtesy Light on Front (ESP: 2280BHESP, 232ESP, 282TESP HS: All Models)	--	--	S*	--	S
110V Exterior Outlet (1940LTD only)	S*	OP	OP	S	S

MODELS	LTD	F	ESP	HW	HS
Black Water Hose Storage	--	--	--	S	--
Solid Door / Step Combo	--	--	--	S	--
Single Entry Step	S	OP	--	--	S*
Double Door Step (ESP: All Models, HS: A212HW, A213HW, A214HW)	--	--	OP	OP	S*
One Piece Screen Door	S	S	S	S	--
Vented Entrance Door Window w/ Screen	--	--	--	--	S
Folding Grab Handle (N/A 1640ESP)	--	S	S*	S	S
Exterior Graphic Design	S	S	S	S	S
Travel Pack (Incl. Spare Tire, Tire Bracket, Tire Cover )	--	0	0	0	--
Convenience Pack (Incl. Privacy Curtains, Roof Valances, A/C Bracing, Patio Light, 110V Exterior Outlet)	--	0	0	0	--
<b>STANDARD CONSTRUCTION FEATURES</b>					
Completely Enclosed Living Area	--	--	--	--	S
One Piece Vacuum Bonded Fiberglass Roof with Metal Interior Ceiling	S	S	S	S	S
Large Rear Roof Tinted Sky Light with Shade	--	--	--	--	S
Two Front Roof Tinted Windows with Shades	--	--	--	--	S
Steel Air Conditioner Reinforcing Laminated Into Roof	S	OP	OP	S	--
3-Stage Double Arm Lifter Posts	S	S	S	S	--
Smooth White Two Tone Fiberglass Vacuum Bonded Exterior	--	--	--	--	S
Lower Door Operational in Closed Position	S	S	S	S	--
Five Piece Sectionalized Herculite Supreme Tenting	S	S	S	S	--
Tent Permanently Attached on Bunk Ends and Slide Out	S	S	S	S	--
Plywood Bunk Ends W/1000 LB Weight Rating	S	S	S	S	--
Full Perimeter Aluminum Bed Frames	S	S	S	S	--
Easy Glide Scissor Pole Bed Supports	--	S	S	S	--

MODELS	LTD	F	ESP	HW	HS
Powder Coated Rafter Poles and Bed Bows	S	S	S	S	--
Tinted Vinyl Windows	S	S	S	S	--
Large, Opening Picture Window	--	--	--	--	S
One Piece Undercoated Structure Wood Floor	S	S	S	S	S
E-Coated Tubular Steel Frame	S	S	S	S	S
Rear Crank Down Stabilizer Jacks w/ Sand Pads	S	--	--	--	--
(4) E-Z Crank-Down Stabilizer Jacks w/ Sand Pads	--	S	S	S	S
11 Gallon Fresh Water Tank	S	--	--	--	--
Under Floor 20 Gallon Fresh Water Tank	--	S	S	S	S
12 Gallon Gray Water Holding Tanks	--	--	--	S	--
12 Gallon Black Water Holding Tank	--	--	--	S	--
2000 lb. Tongue Jack w/ Swivel Wheel	S	S	S	S	S
Power Front Jack	--	--	--	0	0
7-Way Pigtail Plug	S	S	S	S	S
WiFi Ranger WiFi Booster SKY 4	--	--	S	S	S

LTD = LIMITED, F = FREEDOM, ESP = EXTREME SPORTS PACKAGE, HW = HIGH WALL, HS = HARD SIDE / HARD SIDE HW, S = STANDARD, 0 = OPTIONAL, -- NOT AVAILABLE, OP = OPTION PACKS, \* = SELECTED MODELS, STANDARDS & OPTIONS ARE SUBJECT TO CHANGE.

# Look for our other popular lines of Rockwood camping trailers.



ROCKWOOD GEO PRO



ROCKWOOD TRAVEL TRAILERS



ROCKWOOD FIFTH WHEELS

**FREE MEMBERSHIP**  
to Forest River Owners' Group

www.forestriverfrog.com



### PRE-DELIVERY INSPECTION FACILITY

20,000 square feet of quality assurance. The bare essentials for a premium product. This state-of-the-art facility gives immediate daily feedback to production for quality assurance in every unit built.

### Specification Definitions

**GVWR (Gross Vehicle Weight Rating)** - is the maximum permissible weight of the unit when fully loaded. It includes all weights, inclusive of all fluids, cargo, optional equipment and accessories. For safety and product performance do NOT exceed the GVWR.

**GAWR (Gross Axle Weight Rating)** - is the maximum permissible weight, including cargo, fluids, optional equipment and accessories that can be safely supported by a combination of all axles.

**UVW (Unloaded Vehicle Weight)\*** - is the typical weight of the unit as manufactured at the factory. It includes all weight at the unit's axle(s) and tongue or pin and LP Gas. The UVW does not include cargo, fresh potable water, additional optional equipment or dealer installed accessories.

\*Estimated average based on standard build optional equipment.

**CCC (Cargo Carrying Capacity)\*\*** - is the amount of weight available for fresh potable water, cargo, additional optional equipment and accessories. CCC is equal to GVWR minus UVW. Available CCC should accommodate fresh potable water (8.3 lbs per gallon). Before filling the fresh water tank, empty the black and gray tanks to provide for more cargo capacity.

\*\* Estimated average based on standard build optional equipment

Each Forest River RV is weighed at the manufacturing facility prior to shipping. A label identifying the unloaded vehicle weight of the actual unit and the cargo carrying capacity is applied to every Forest River RV prior to leaving our facilities.

The load capacity of your unit is designated by weight, not by volume, so you cannot necessarily use all available space when loading your unit.

## Rockwood Warranty. Our Promise.

**FOR DETAILS ON ROCKWOOD'S COMPLETE WARRANTY PROGRAM, SEE YOUR ROCKWOOD DEALER.** When it comes to backing products with the same quality and commitment it does when it begins the manufacturing process, the only name you have to remember when you're looking for a recreational vehicle is Rockwood. Rockwood offers the following additional limited warranties to the original purchasers. Consult written warranty for details.

1. Five-year roof warranty [Excludes Hard Sides].
2. Twenty-five-year floor warranty.
3. Five-year frame warranty.
4. Five-year tent warranty.
5. Ten-year torsion axle warranty.
6. Limited lifetime warranty of lifter system [Excludes Hard Sides].



### Learn More

Scan this barcode using a QR Reader on your smart phone to learn more about Forest River.



A Berkshire Hathaway company.



201 WEST ELM MILLERSBURG, IN 46543 [WWW.FORESTRIVERINC.COM/ROCKWOOD](http://WWW.FORESTRIVERINC.COM/ROCKWOOD) 574.642.2640

### CUSTOMER SATISFACTION



YOUR ROCKWOOD DEALER

[www.ForestRiverBuyLocal.com](http://www.ForestRiverBuyLocal.com)

All information contained in this brochure is believed to be accurate at the time of publication. However, during the model year, it may be necessary to make revisions and Forest River, Inc., reserves the right to make all such changes without notice, including prices, colors, materials, equipment and specifications as well as the addition of new models and the discontinuance of models shown in this brochure. Therefore, please consult with your Forest River dealer and confirm the existence of any materials, design or specifications that are material to your purchase decision. Litho. U.S.A FOR 1711 P&W: 2019.10.10

### 24/7 EMERGENCY ROADSIDE ASSISTANCE WITH VEHICLE PURCHASE\*

TOWING  
JUMP-STARTS  
TIRE CHANGES  
FLUID DELIVERY  
LOCKOUT  
SERVICE

WINCH-OUT  
MOBILE MECHANIC  
TECHNICAL  
SUPPORT  
DEALER LOCATOR  
SERVICES



\*VALID FOR 1 YEAR FROM DATE OF PURCHASE