

# International™



With easy, peaceful style and thoughtful design, the International Travel Trailer earns its name everywhere you look. Ready to excite as well as soothe, it's all about a fine balance that makes for the perfect adventure. That's what the International is here for – a silver sanctuary to help you get back to what really matters.



## International Floor Plans



23FB



25FB



25RB



27FB



28RB












30RB



	23FB	25RB	25FB	27FB	28RB	30RB
Exterior Length	23 ft. 9 in.	25 ft. 11 in.	25 ft. 11 in.	28 ft.	27 ft. 11 in.	30 ft. 11 in.
Exterior Width	8 ft.	8 ft. 5.5 in.	8 ft. 5.5 in.	8 ft. 5.5 in.	8 ft. 5.5 in.	8 ft. 5.5 in.
Interior Width	7 ft. 7 in.	8 ft. 1 in.	8 ft. 1 in.	8 ft. 1 in.	8 ft. 1 in.	8 ft. 1 in.
Exterior Height with A/C	9 ft. 9 in.	9 ft. 9 in.	9 ft. 9 in.	9 ft. 9 in.	9 ft. 9 in.	9 ft. 9 in.
Interior Height with A/C	6 ft. 7.5 in.	6 ft. 7.5 in.	6 ft. 7.5 in.	6 ft. 7.5 in.	6 ft. 7.5 in.	6 ft. 7.5 in.
Hitch Weight (with LP & Batteries)	500	850	875	850	875	898
Unit Base Weight (with LP & Batteries)	5,000	5,700	5,600	6,100	6,100	6,517
Maximum Trailer Capacity (GVWR) (lbs.)	6,000	7,300	7,300	7,600	7,600	8,800
Net Carrying Capacity (lbs.)	1,000	1,600	1,700	1,500	1,500	2,283
Fresh Water Tank (gal.)	37	39	37	37	37	52
Gray Water Tank (gal.)	37	31	35	35	34	41
Black Water Tank (gal.)	17	34	40	40	34	35
30 AMP Service Single A/C with Heat Pump (BTU)	13,500	15,000	15,000	15,000	15,000	15,000
50 AMP Service Dual A/C with Heat Pump (13,500 BTU)	—	OPT	OPT	OPT	OPT	STD
Ducted Furnace (BTU)	18,000	25,000	25,000	25,000	30,000	30,000
Refrigerator (12v Electric)	6.8 cu. ft.	8 cu. ft.	8 cu. ft.	8 cu. ft.	8 cu. ft.	10 cu. ft.
Oven (LP Gas)	STD	STD	STD	STD	STD	STD
Microwave (*Removed with Convection Option Selected)	STD*	STD*	—	STD*	—	STD*
Convection Microwave Oven (*Replaces Oven)	OPT	OPT	OPT*	OPT*	OPT*	OPT*
Interior Windows and Skylights	12	17	17	18	21	23
Master Bed Configurations (*Replaces Queen)	Queen (60" x 75") Twin* (34" x 80")	Queen (60" x 75") Twin* (34" x 80")	Queen (60" x 75") Twin* (34" x 80")	Queen (60" x 75") Twin* (34" x 80")	Queen (60" x 75") Twin* (34" x 80")	Queen (60" x 75") Twin* (34" x 80")
Convertible Dinette, Lounge and Bed	38" x 76"	42" x 97"	42" x 97"	42" x 97"	42" x 76"	42" x 76"
Sleeping Capacity	Up to 4	Up to 6	Up to 6	Up to 6	Up to 6	Up to 6



**International Coastal Cove**  
Décors

Aqua Ultraleather®	Seashell Ultraleather®
 <b>Seating</b>	 <b>Seating</b>
 <b>Bedding</b>	 <b>Bedding</b>
 <b>Accent Pillow</b>	 <b>Accent Pillow</b>
 <b>Laminates</b>	 <b>Laminates</b>
 <b>Flooring</b>	 <b>Flooring</b>



**Atlanta**  
1794 Bolton Cir, Norcross, GA 30071 | 770-717-2890  
**LaGrange**  
1327 Lafayette Pkwy, LaGrange, GA 30241 | 706-717-4142  
**Savannah**  
211 Thunderbird Rd, Richmond Hill, GA 31324 | 912-296-8948

SouthlandRV.com

**AIRSTREAM®**

1001 West Pike Street, P.O. Box 629  
Jackson Center, OH 45334 USA  
937-596-6111  
www.airstream.com

Product information, specifications, and photography in this brochure were as accurate as possible at time of printing. Photographs may contain some features that are optional on your vehicle. Since we continually strive to improve our products, actual products may differ. Prices and specifications are subject to change without notice. All capacities are approximate and dimensions are nominal. Some features or options may be different or unavailable in other countries. Warning – This information is intended as a guide only. Weights of individual vehicles may vary. Consult your owner's manual for complete loading, weighing, and towing instructions. Do not overload the travel trailer. AIRSTREAM®, the Airstream travel trailer trade dress, and all related model names, slogans, logos, trade dress, and trademarks are owned or used under license by Airstream, Inc. All other trademarks are owned by their respective owners.

All content and images © Airstream 2022

MKT-000074  
8/21 10k