

ALPHA WOLF

TRAVEL TRAILERS

CHEROKEE

LIGHTWEIGHTS

22SW-L



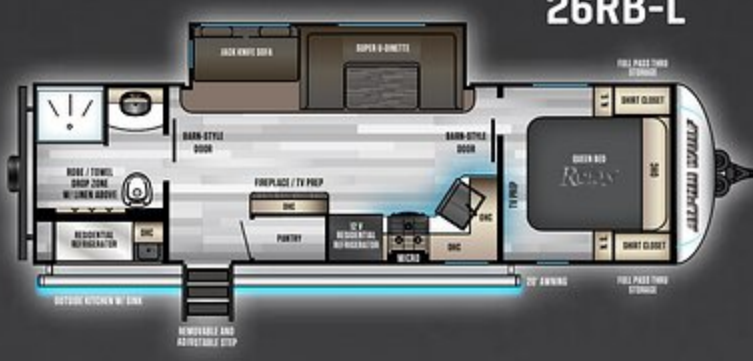
23RD-L



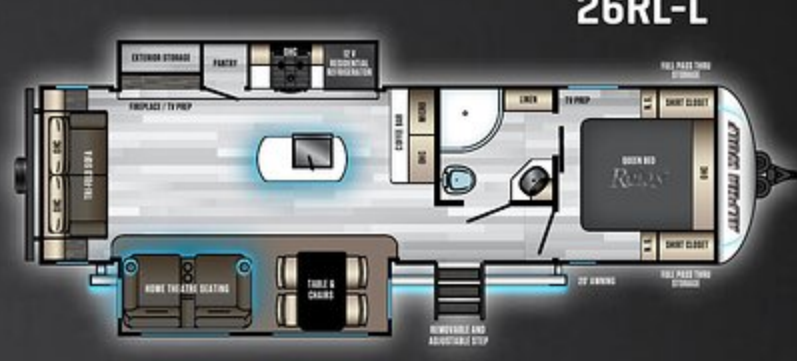
26DBH-L



26RB-L



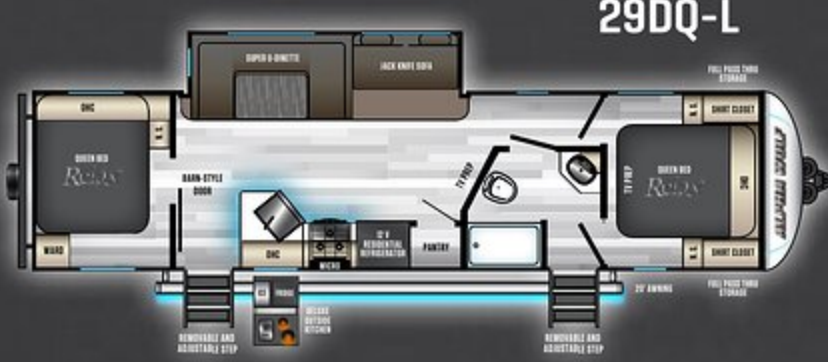
26RL-L



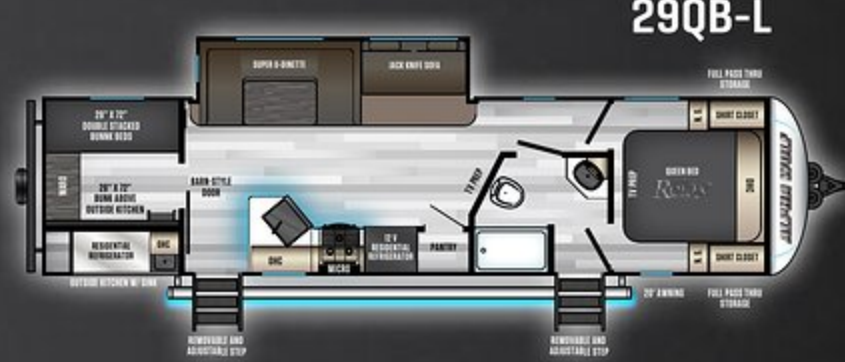
27RK-L



29DQ-L



29QB-L



SPECIFICATION DEFINITIONS

GVWR (Gross Vehicle Weight Rating) - is the maximum permissible weight of the unit when fully loaded. It includes all weights, inclusive of all fluids, cargo, optional equipment and accessories. For safety and product performance do NOT exceed the GVWR.

GAWR (Gross Axle Weight Rating) - is the maximum permissible weight, including cargo, fluids, optional equipment and accessories that can be safely supported by a combination of all axles.

UVW (Unloaded Vehicle Weight)* - is the typical weight of the unit as manufactured at the factory. It includes all weight at the unit's axle(s) and tongue or pin and LP Gas.

The UVW does not include cargo, fresh potable water, additional optional equipment or dealer installed accessories.

*Estimated average based on standard build optional equipment.

CCC (Cargo Carrying Capacity)** - is the amount of weight available for fresh potable water, cargo, additional optional equipment and accessories. CCC is equal to GVWR minus UVW. Available CCC should accommodate fresh potable water (8.3 lbs per gallon). Before filling the fresh water tank, empty the black and gray tanks to provide for more cargo capacity.

** Estimated average based on standard build optional equipment

Each Forest River RV is weighed at the manufacturing facility prior to shipping. A label identifying the unloaded vehicle weight of the actual unit and the cargo carrying capacity is applied to every Forest River RV prior to leaving our facilities.

The load capacity of your unit is designated by weight, not by volume, so you cannot necessarily use all available space when loading your unit.

	22SW-L	23RD-L	26DBH-L	26RB-L	26RL-L	27RK-L	29DQ-L	29QB-L
HITCH (LBS)	570	682	600	720	740	627	900	920
UVW (LBS)	5,328	5,588	5,795	6,143	7,088	6,156	6,543	6,780
CCC (LBS)	2,242	2,056	1,805	1,577	3,852	1,471	1,357	1,140
EXT LENGTH (FT/IN)	27' 6"	29' 4"	31' 6"	32' 8"	34' 3"	33' 6"	36' 8"	36' 8"
EXT HEIGHT W/STD AC (FT/IN)	11'	11'	11'	11'	11' 2"	11'	11'	11'
EXT WIDTH (FT)	8'	8'	8'	8'	8'	8'	8'	8'
FRESH WATER TANK (GAL)	49	49	49	49	49	49	49	49
BLACK WATER TANK (GAL)	35	35	35	35	35	35	35	35
GREY WATER TANK (GAL)	70	35	35	70	70	70	70	70
AWNING (FT)	18'	20'	20'	20'	20'	20'	20'	20'

All information contained in this brochure is believed to be accurate at the time of publication. However, during the model year, it may be necessary to make revisions and Forest River, Inc., reserves the right to make all such changes without notice, including prices, colors, materials, equipment and specifications as well as the addition of new models and the discontinuance of models shown in this brochure. Therefore, please consult with your Forest River dealer and confirm the existence of any materials, design or specifications that are material to your purchase decision. Litho. U.S.A. FOR 1689 P&W: 2019.11.26



FREE MEMBERSHIP
to Forest River Owners' Group

www.forestriverfrog.com



PRE-DELIVERY INSPECTION FACILITY

20,000 square feet of quality assurance. The bare essentials for a premium product. This state-of-the-art facility gives immediate daily feedback to production for quality assurance in every unit built.



24/7 EMERGENCY ROADSIDE ASSISTANCE WITH VEHICLE PURCHASE*

TOWING
JUMP-STARTS
TIRE CHANGES
FLUID DELIVERY
LOCKOUT
SERVICE

WINCH-OUT
MOBILE MECHANIC
TECHNICAL
SUPPORT
DEALER LOCATOR
SERVICES



*VALID FOR 1 YEAR FROM DATE OF PURCHASE



Learn More
Scan this barcode using
a QR Reader on your
smart phone to learn
more about Forest River.



A Berkshire Hathaway company.

WWW.FORESTRIVERINC.COM/SABRE

12 PACK FEATURES

- One Piece Fiberglass, Gel-Coated, Front Cap with LED Strip Lights
- Alpha "Step Above Entry Step"
- Upgraded 2" Thick, Aluminum Framed, Laminated, Block Foam Insulated Exterior Walls
- Unobstructed Pass Through
- Power Tongue Jack
- Aluminum Rims with Tire Pressure Monitors
- VibrationSmart™ 12V, 10 cu. ft. Residential Refrigerator with Travel Lock
- One Control® Smart RV Technology
- Oversized Pantry in Every Model
- "Zebra Shades" in Main Living Area
- Oversized 15K BTU Ducted Air Conditioner
- Alpha Bath Fixtures (Powered attic fan, E-Z Clean porcelain stool and a functional sized lav sink)

CUSTOMER SATISFACTION



www.ForestRiverBuyLocal.com

ALPHA WOLF STANDARDS & OPTIONS

FEATURE PACKAGES

WEATHER GUARD PACKAGE

(Not all items available on all models)

- Enclosed Underbelly with Forced Air Heat to All Holding Tanks
- Oversized Bathroom Attic Fan for Increased Interior Air Flow
- Seamless Roofing Membrane with Heat Reflectivity
- Supersized Air Conditioning Unit (15,000 BTU) with Immediate Quick Cool Dump Feature
- Upgraded 2" Thick Laminated Exterior Walls with Block Foam Insulation
- Insulator Series (Non-Conductive Material) Wood Roof and Floor Superstructure

CONVENIENCE PACKAGE

(Not all items available on all models)

- "Leash Latch" Pet Safety Technology
- Dual Zone, Bluetooth Stereo, Optimized for USB Flash Drives, iPods and Other MP3 Players
- Large Exterior Folding Assist Grab Handle (All Entries)
- Laser Blue Ambient Interior Accent Lighting
- Outside Shower with Hot and Cold Water
- Power Front Jack with Light
- Quick Clean Waste Tank Sprayer
- Seamless Counter Tops Throughout
- Tire Pressure Safety Sensors

LIMITED PACKAGE

(Not all items available on all models)

- "Blackout" Kitchen Appliance and Hardware Package
- VIBRATIONSMART™ 12V, 10 Cubic Foot Residential Refrigerator with Travel Lock
- "Total Control" for Wireless Operation of Multiple Light Zones, Awning, Monitor Panel and All Slides
- "Zebra Shades" (Light Filtering with Blackout Capability) In Main Living Area
- Pleated Shades in Bedrooms, Hallways and Bunk Rooms
- Aluminum Rims
- Commercial Grade Spring Spout Kitchen Faucet with Pull-out Sprayer
- High Gloss Gel Coated Front Cap
- Cherokee Exclusive Exterior Step with Oversized Landing, Quick Release and Protective Kick Plate (All Entries)
- Outside TV Prep with Outlet and Mounting Bracket
- Residential, Oversized Farm Style Kitchen Sink with Flush Mount Cover
- LP Quick Connect for Optional Bumper Mounted Swing Arm Grill
- Safety Slam Friction Hinge Entry Door
- Slam Latch Compartment Doors with "Safety Stay" Magnet Technology
- Side Solar Prep and Wiring
- Dual Port USB Charging Stations (Multiple Locations in Living, Kitchen, Bed and Bunk Area)
- "Clean Sweep" Floor Design (No Heat Vents Cut in Floor)

STANDARDS

- LED Interior Lighting Package
- Super-Plush Evergreen Mattress
- Deluxe Bedding Package
- Individual Reading Lights at Bed
- Full Under Bed Storage with Strut Lift Assist
- Bedroom TV Prep
- Shower/Tub Skylight
- Porcelain Stool with Water Jet Assist and Foot Flush
- Oversized Lav Sink
- Deluxe Furniture Pack
- LED Exterior Lighting Package
- 5/8" Tongue and Groove Plywood Floor Decking
- Prepped for Rear Ladder (NA 23RD, 26RL)
- 1x Engineered Wood SuperTruss Roof Structure with 3/8" Decking (Fully Walkable)
- 30AMP Marine Style Power Cord
- Rear View Camera Prep

OPTIONS

- Alpha Wolf Swing Arm Style Bumper Mount Grill
- Large Residential Size LED TV
- Fireplace (NA 29QB and 29DQ)
- Rear Storage Travel Rack
- 8 cu. ft. Gas /Electric RV Refrigerator ILO 10 cu. ft. 12V Residential Refrigerator
- Juice Pack - 50W Roof Mount Solar Panel (Expandable to 100W), Series 27 Battery, Battery Box, Battery Disconnect, Volt Meter and 10AMP Solar Charger)
- 4-Corner Power Stabilizer Jacks

YOUR ALPHA WOLF DEALER