

CRUSADER



THE *CRUSADER* DIFFERENCE

The 2023 lineup from Crusader features modern, open interiors with luxurious appointments, designer accents, and high-end appliances. The ivory cabinetry and sandalwood fascia create a warm and inviting residential look that truly captures the “home away from home” feeling.

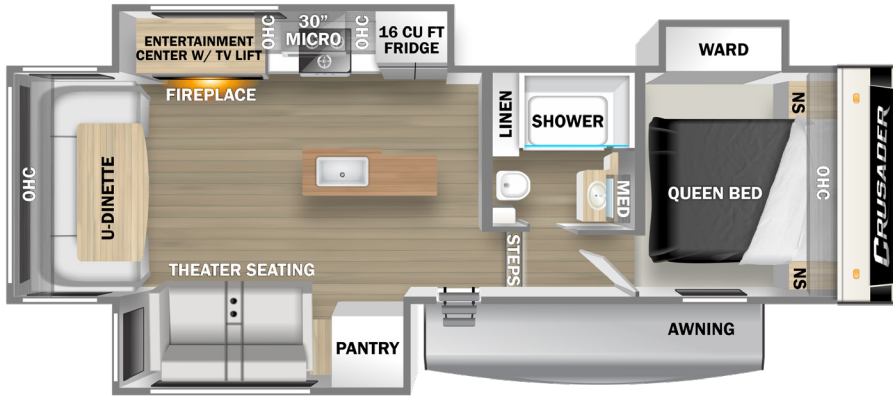


SCAN TO VISIT
THE CRUSADER
HOME PAGE FOR
FLOORPLANS,
PHOTOS, 360°
VIRTUAL TOURS,
HOW-TO VIDEOS,
AND MORE!



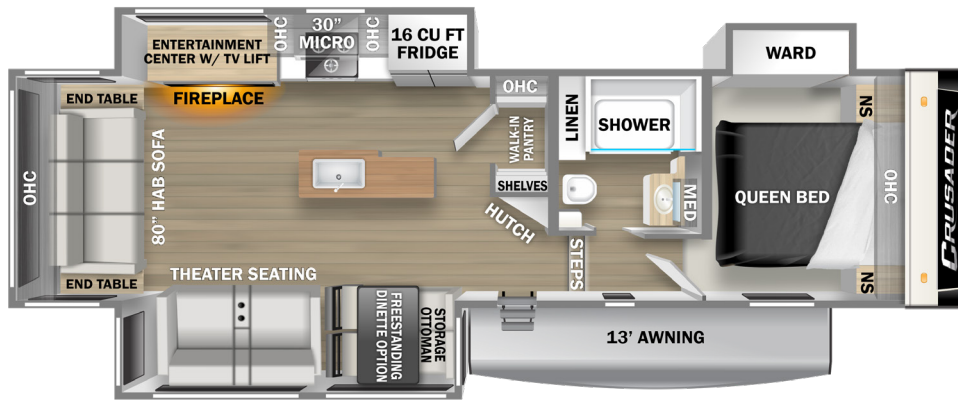
MID-PROFILE FLOORPLANS

Crusader offers mid-profile configurations that allow for towing flexibility without sacrificing comfort or build quality.



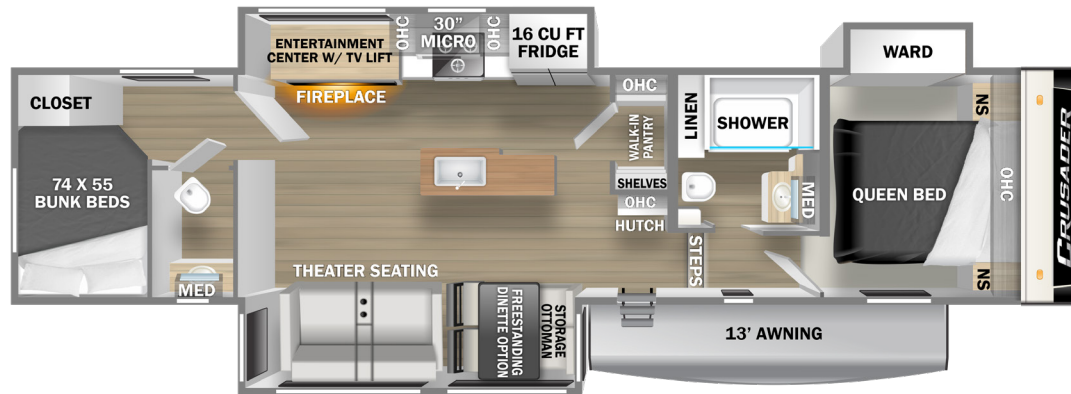
260RDD

- Lightweight
- Rear dinette
- Triple slide
- Open layout



305RLP

- Rear living
- Walk-in pantry
- Triple slide



333BHT

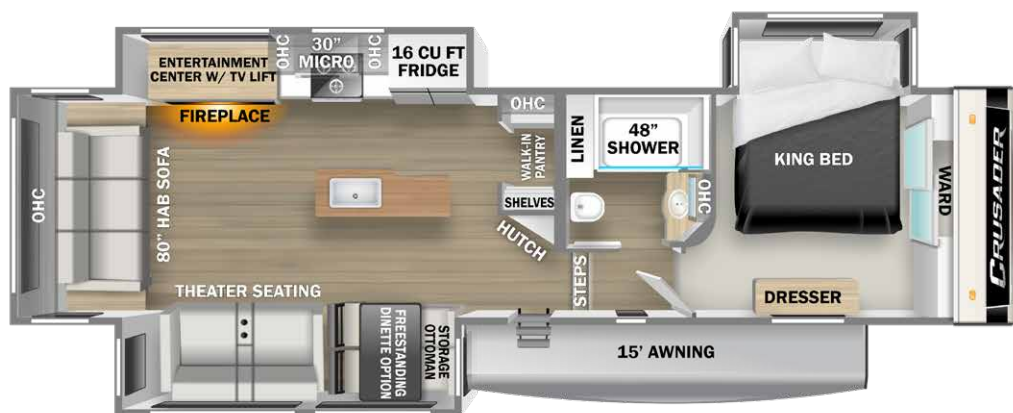
- Rear bunks
- Pack n' Play
- Walk-in pantry
- 1 1/2 baths

CRUSADER FIFTH WHEELS

MODEL	LENGTH	WEIGHT	CARRYING CAPACITY	HITCH WEIGHT	FRESH WATER	WASTE WATER	GRAY WATER
260RDD	33' 2"	8,630 lb.	3,091 lb.	1,560 lb.	54 gal.	34 gal.	34 gal.
305RLP	34' 9"	9,742 lb.	2,170 lb.	1,712 lb.	54 gal.	34 gal.	68 gal.
333BHT	38' 10"	9,940 lb.	2,279 lb.	1,872 lb.	54 gal.	39 gal.	78 gal.

FULL PROFILE FLOORPLANS

Crusader's full-profile models have luxurious space with walk-in closets, stackable washer/dryer prep, and king beds on an east/west slide.



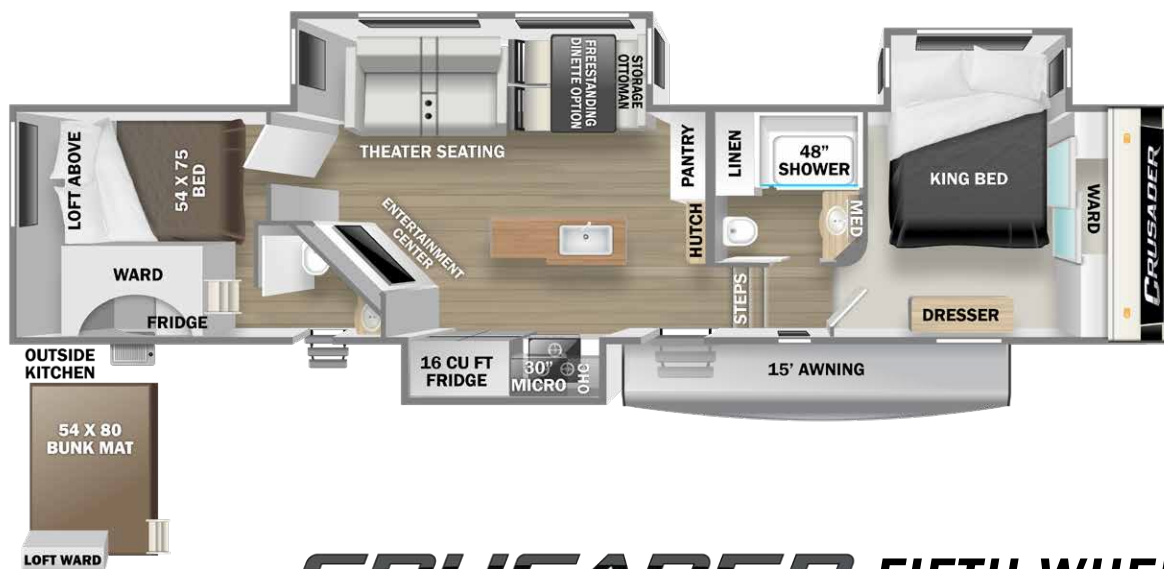
335RLP

- King bed
- Stackable washer/dryer prep
- Walk-in pantry
- 80" Hide-a-Bed sofa



382MBH

- King bed
- Stackable washer/dryer prep
- Mid-bunk with loft
- 80" Hide-a-Bed sofa



395BHL

- King bed
- Second bedroom with loft
- 1 1/2 baths
- Stackable washer/dryer prep

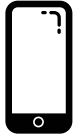
CRUSADER FIFTH WHEELS

MODEL	LENGTH	WEIGHT	CARRYING CAPACITY	HITCH WEIGHT	FRESH WATER	WASTE WATER	GRAY WATER
335RLP	37' 0"	11,114 lb.	1,461 lb.	2,375 lb.	54 gal.	39 gal.	73 gal.
382MBH	43' 4"	13,106 lb.	3,162 lb.	2,298 lb.	54 gal.	39 gal.	73 gal.
395BHL	41' 11"	11,909 lb.	2,266 lb.	2,175 lb.	54 gal.	73 gal.	73 gal.

QUALITY CONSTRUCTION, FANTASTIC FEATURES




**GOODYEAR
ENDURANCE
TIRES WITH TPMS**



**LIPPERT
ONE CONTROL**



**DUAL WHISPER QUIET
AIR CONDITIONERS**



**ROOF MOUNTED
SOLAR PANEL**



**WINEGARD 360+
5G ANTENNA**

CONSTRUCTION STANDARDS

- High Gloss Gel Coat Fiberglass Exterior
- Comprehensive Customer Assurance Inspection
- Complete Double Welded Framing
- Aluminum Studs, Stuffed with Wood for Screw Retention
- Upgraded Water Line Fittings with 25 Year Warranty
- Easy Access Low Point Drains
- Easy Access Fresh Water Drains
- Upgraded Liner in Front Pass-Through Storage
- Radiant Foil Insulation
- One Piece TPO Roof with 12 Year Warranty
- 5" Truss Rafters On 16" Centers with 3/8" WALK ON Roof Decking
- Fully Glued Linoleum Floors
- Double Wiper Slide Seals from Jager
- Rack & Pinion Slide Systems

ETERNABOND CONSTRUCTION

- Five-Sided Lamination with High Density Block Foam Insulation
- Laminated Aluminum Framed Side Walls
- Laminated Aluminum Framed Rear Wall
- Laminated Aluminum Framed Main Floor
- Laminated Slide Walls and Slide Roof
- Fully Walkable Slide Rooms

ADDITIONAL FEATURES

- High Gloss Gel Coated Exterior
- Extended Seasons Thermal Package
- Comprehensive Universal Docking Station
- Residential Microwave and Oven
- Furrion Arctic 16 Cu Ft. French Door Refrigerator
- Solid Surface Countertops
- Hardwood Cabinetry
- One Touch Auto Level
- Fully Glued, Designer Carefree Linoleum
- Camp Friendly Allure Furniture
- Dexter Leaf Spring Axles and Suspension Equalizer





PRE-DELIVERY INSPECTION FACILITY
20,000 square feet of quality assurance. The bare essentials for a premium product. This state-of-the-art facility gives immediate daily feedback to production for quality assurance in every unit built.

GVWR (Gross Vehicle Weight Rating) - is the maximum permissible weight of the unit when fully loaded. It includes all weights, inclusive of all fluids, cargo, optional equipment and accessories. For safety and product performance do NOT exceed the GVWR.

GAWR (Gross Axle Weight Rating) - is the maximum permissible weight, including cargo, fluids, optional equipment and accessories that can be safely supported by a combination of all axles.

JVW (Unloaded Vehicle Weight)* - is the typical weight of the unit as manufactured at the factory. It includes all weight at the unit's axle(s) and tongue or pin and LP Gas. The UVW does not include cargo, fresh potable water, additional optional equipment or dealer installed accessories.

CCC (Cargo Carrying Capacity)** - is the amount of weight available for fresh potable water, cargo, additional optional equipment and accessories. CCC is equal to GVWR minus UVW. Available CCC should accommodate fresh potable water (8.3 lbs per gallon). Before filling the fresh water tank, empty black and gray tanks for more cargo capacity.

*Estimated Average based on standard build optional equipment. ** Estimated average based on standard build optional equipment. Values estimated at time of printing.

Each Forest River RV is weighed at the manufacturing facility prior to shipping. A label identifying the unloaded vehicle weight of the actual unit and the cargo carrying capacity is applied to every Forest River RV prior to leaving our facilities. The load capacity of your unit is designated by weight, not by volume, so you cannot necessarily use all available space when loading your unit.

All information contained in this brochure is believed to be accurate at the time of publication. However, during the model year, it may be necessary to make revisions and Forest River, Inc., reserves the right to make all such changes without notice, including prices, colors, materials, equipment and specifications as well as the addition of new models and the discontinuance of models shown in this brochure. Therefore, please consult with your Forest River, Inc., dealer and confirm the existence of any materials, design or specifications that are material to your purchase decision.

©2023 Prime Time Manufacturing, a division of Forest River Inc., a Berkshire Hathaway company.

CUSTOMER SATISFACTION



www.ForestRiverBuyLocal.com

Download our Forest River mobile app or visit our dynamic online manual to enhance your ownership experience. These interactive options provide incredible ease and insight into use, maintenance and enjoyment of your Forest River product.

Ranging from "How-To" videos, pictures and illustrations of various components, systems and features, to fully searchable content and downloadable PDFs for individual component owner's manuals, answers are always just a click away. View the online manual at www.forestriverinc.com/OnlineManual or download our FREE app from the App Store or Google Play!



FREE MEMBERSHIP
to Forest River Owners' Group

www.forestriverfrog.com



Learn More
Scan this barcode using a QR Reader on your smart phone to learn more about Forest River.



A Berkshire Hathaway company.



**24/7 EMERGENCY
ROADSIDE ASSISTANCE
WITH VEHICLE PURCHASE***

TOWING
JUMP-STARTS
TIRE CHANGES
FLUID DELIVERY
LOCKOUT
SERVICE

WINCH-OUT
MOBILE MECHANIC
TECHNICAL
SUPPORT
DEALER LOCATOR
SERVICES



*VALID FOR 1 YEAR FROM DATE OF PURCHASE