



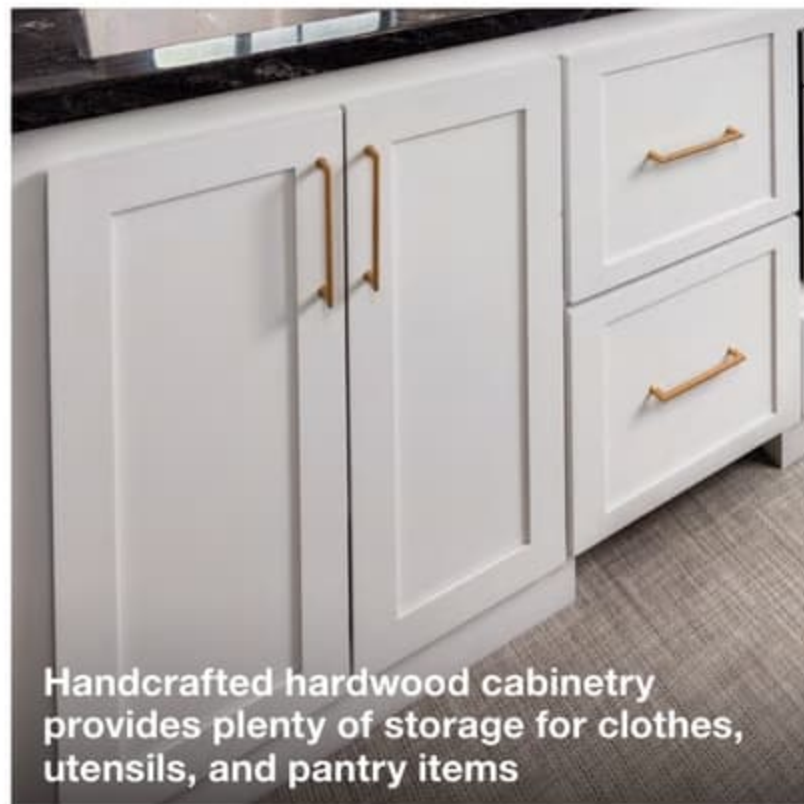
AIRSTREAM® Classic

2024 TRAVEL TRAILERS

About Classic

Created for longer trips or full-time living, the Classic Travel Trailer offers every comfort of home you want – plus plenty of amenities you didn't even know you needed. Hit the road knowing you'll start and end each day surrounded in features that transform a road trip into a true getaway. From the stunning three-piece bathroom in the Classic 33FB to the touchscreen controls that put powered functions at your fingertips, Classic is packed with features that make it easy to focus on having the time of your life. Relax in premium comfort in Ultraleather® seating and powered bed controls. Pursue culinary adventures in the sprawling kitchen complete with convection microwave oven and three-burner gas stove. Spacious, elegant, and ready to make your travel dreams come true. Hitch up, hit the road, and experience it all with Classic.

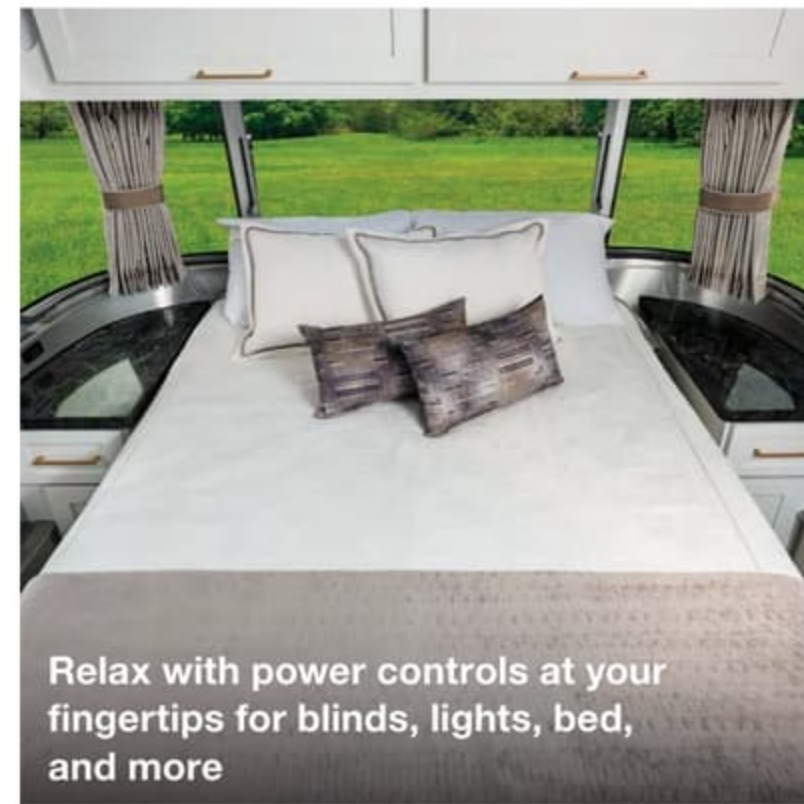
- Smart Control Technology lets you monitor and control from afar.
- Enjoy the most storage of any Airstream.
- Two spacious floor plans available at 30 and 33 feet.
- Comfortably sleep up to five people.



Handcrafted hardwood cabinetry provides plenty of storage for clothes, utensils, and pantry items



The residential-style kitchen features a wide countertop, deep sink, and large refrigerator



Relax with power controls at your fingertips for blinds, lights, bed, and more

Comfort White with Earl Grey Ultraleather®

“We absolutely love how this décor adds a touch of sophistication and luxury to our adventures on the road.” **PETER AND CYNTHIA CLASSIC 33FB Owners**



Shaker-style cabinets are accented by matte gold hardware that creates a modern look with contrasts between the dark counters and white cabinetry.


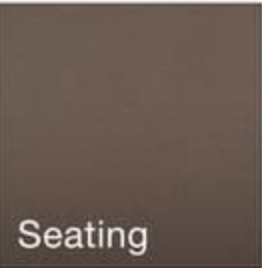


Comfort White with Café Latte Ultraleather®

“It’s elegant and cozy, and it couldn’t be a more perfect place to come back to after a day of exploring.” **JOHN AND DOUGLAS CLASSIC 30RB Owners**



Dark seating creates a sense of warmth that contrasts with the bright white cabinetry and matte gold hardware.



Estate Brown with Early Grey Ultraleather®

“It’s this perfect blend of comfort and style. The fixtures and hardware are gorgeous little touches that you don’t find in other brands.” **MUHAMMAD AND AISHA CLASSIC 30RB Owners**



Light brown Shaker-style cabinetry with satin nickel pulls complement the bright solid surface countertops.




Estate Brown with Chamomile Ultraleather®

“ I love how the decor reflects my personality and style – it’s such a warm and inviting atmosphere that makes me feel truly at peace.” **SOFA AND CARLOS** CLASSIC 33FB Owners



Warm wood tones in the cabinetry contrasts with soft white seating.



Floor Plan Options



30RB
Weight: 7,725
Exterior Length: 31'5"





33FB
Weight: 8,425
Exterior Length: 33'3"

“The floor plan is perfect for the two of us. There's plenty of space and a versatile layout that can be easily adapted to our needs no matter what kind of trip we're heading out on.”
MEI-LIN AND AMIR CLASSIC 33RB Owners

“The clever layout and storage has exceeded our expectations, giving us a comfortable living area, a full kitchen, and a cozy bedroom – all in a spacious, elegant design.”
ROBERT AND LINDA CLASSIC 30FB Owners



Compare Floor Plans

	Floor Plan Option	Exterior Width	Exterior Length	Axles	Sleeps	Hitch Weight	GVWR (lbs.)	Net Carrying Capacity (lbs.)	Fresh Water Tank (gal.)	Gray Water Tank (gal.)	Waste Water Tank (gal.)	Refrigerator (12v Electric)	Bedroom Configurations (*Replaces Queen)
	Classic 30RB	8' 5.5"	31' 5	2	5	830	10,000	2,275	53	34	39	9.7 cu. ft.	Queen (60" x 75") Twin* (36" x 80")
	Classic 33FB	8' 5.5"	33' 3	2	5	1,150	10,000	1,575	53	34	39	9.7 cu. ft.	Queen (60" x 75") Twin* (36" x 80")



Exterior Features

Timeless, iconic style meets the ultimate in luxury in a handmade manufacturing process that's been perfected over the course of more than 90 years. Inside Classic you'll find all the premium comforts of home you expect, while the exterior preserves the iconic riveted aluminum silhouette that has inspired generations of travelers to hit the road. From the power awning that opens with a push of a button to rear-view monitoring to aid in backing up and parking, technology is woven into the experience so you can focus on the journey ahead, while residential touches throughout make Classic a home on wheels.

[Explore more features the Classic has to offer](#)



1 Doorbell

Doorbell at the main entry door will delight visitors



2 Awning

Push-button controls extend and retract the awning with ease



3 QuietStream™

QuietStream™ Climate Control quickly cools the cabin in relative silence



4 Rear-View Monitoring

Provides excellent situational awareness



5 Solar Panels

Roof-mounted solar panels come standard



6 Rock Guards

Stainless steel rock guards and tinted window protectors deflect road debris

Specifications

	30RB	33FB
Exterior Length	31 ft. 5 in.	33 ft. 3 in.
Exterior Width	8 ft. 5.5 in.	8 ft. 5.5 in.
Interior Width	8 ft. 1 in.	8 ft. 1 in.
Exterior Height with A/C	9 ft. 7 in.	9 ft. 7 in.
Interior Height with A/C	6 ft. 7 in.	6 ft. 7 in.
Hitch Weight (with LP & Batteries)	830	1,150
Unit Base Weight (with LP & Batteries)	7,725	8,425
Maximum Trailer Capacity (GVWR) (lbs.)	10,000	10,000
Net Carrying Capacity (lbs.)	2,275	1,575
Fresh Water Tank (gal.)	53	53
Gray Water Tank (gal.)	34	34
Waste Water Tank (gal.)	39	39
Inverter; 12V-110V	2000W	2000W
50 AMP Service Dual AC with Heat Pump (BTU)	15,000	15,000
Silent Alde Hydronic Heating System	STD	STD
Solar Charging System with Interior Monitor	300W	300W
Lithium Batteries Heated w/ Lockable Compartment	200Ah	200Ah
Refrigerator w/ Freezer (12V Electric)	9.7 cu. ft.	9.7 cu. ft.
LP Gas Stove (Burners)	3	3
Convection Microwave Oven	STD	STD
Interior Windows and Skylights	19	17
Bedroom Configurations (*Replaces Queen)	Queen (60" x 75") Twin* (36" x 80")	Queen (60" x 75") Twin* (36" x 80")
Convertible Dinette to Additional Sleeping	42" x 76"	42" x 76"
Sleeping Capacity	Up to 5	Up to 5



Exterior Features

Semi-Monocoque Aluminum Superstructure	STD
Fluorocarbon Treated UV Protected Aluminum Exterior	STD
Temperature Reducing One Piece White Aluminum Roof	STD
Thermal Barrier Protection Between Interior and Exterior	STD
Seamless Composite Flooring	STD
Handcrafted Welded Extruded Aluminum Window Frames	STD
Tempered Tinted Windows with Double Cam Latching System	STD
Powered ZipDee® Patio Awning with Sunbrella® Fabric	STD
ZipDee® Rear & Roadside Window Awning with Sunbrella® Fabric	STD
2 ZipDee® Patio Chairs	STD
LED Dimmable Patio Awning Light	STD
Polished Bumper with Storage	STD
Doorbell	STD
LP (2 – 30 lb. Steel Tanks) with auto 2-stage regulator and sensors	STD
Aluminum Removable LP Cover, LP Monitoring System	STD
Multi-Stage Converter with Auto-Detect Features	STD
Exterior LP Gas Low Pressure Grill Connection	STD
Solar Front Window Protection	STD
Stainless Steel Front Stone Guard Protection	STD
Stainless Steel Exterior Shower with Hot & Cold Water	STD
Stainless Steel Lockable Fresh Water Tank Inlet	STD
City Water Inlet with Water Pressure Regulator	STD
Waste Tank Flush Inlet	STD
Hand Painted Chassis	STD
Torsion Axle with Shock Absorbers	STD
Powered Hitch Jack with Light	STD
4 Powered Heavy Duty Stabilizer Jacks with Stainless Steel Lockable Compartment	STD
Michelin® LT225/75R16 Tires, Balanced	STD
Stylized Aluminum 16" Wheels	STD

Nev-R-Lube® Sealed Bearings	STD
Nev-R-Adjust® Brakes	STD
Spare Tire – Full Size	STD
300W Solar Charging System with Interior Monitor	STD
Lithium Batteries (2) 100Ah; Heated with Lockable Compartment	STD
SmartPlug® 50 Amp Shore Power Inlet w/ Cord	STD
SmartPlug® TV & Internet Inlets (Coax and Ethernet)	STD
Rear View Monitoring System	STD
Dedicated Waste Hose Storage	STD
LED Illuminated Entry Door Handle	STD
Custom Aluminum Handcrafted 26" Wide Entry Door with Window	STD
Unique Front Door Key with Heavy Duty Deadbolt	STD
Cast Aluminum Door Hinges	STD
Airstream Custom Aluminum Entry Step	STD
LED Entrance Light	STD
LED Tank Service Light	STD
LED Storage Compartment Light	STD
Cast Aluminum LED Tail Lights	STD
License Plate Bracket with LED Light	STD
Enclosed Aluminum Insulated Heated Underbelly	STD
Internally Routed A/C Condensation Drain Line to Wheel Well	STD

Interior Features

Complete Aluminum Interior Walls and Ceiling	STD
Quietstream™ A/C with Heat Pump & Electronic Thermostat	STD
Exhaust Fan with Thermostat & Automatic Rain Sensor	STD
Probeless Tank Monitoring System	STD
EcoBatt™ Insulation	STD
Handcrafted Aluminum Screen Door with Guards	STD
Panoramic Front Windows with Blackout Shades	STD
Handcrafted Interior Cabinetry	STD
Soft Closing Hinges	STD
Seamless Luxury Woven Vinyl Flooring	STD
LED Interior Lighting with Dimmer	STD

Overhead Storage with Auto LED Lighting	STD
Safe for Valuables	STD
Electric/LP Water Heater with Extended Hot Water Tank	STD
Inverter; 2000W 12V-110V	STD
Coat & Key Hooks	STD
Silent Alde Hydronic Heating System	STD
Electric Tank Heaters	STD
CZone Digital Switching with Touch Screen	STD
Integrated Smart Functions within the Touch Screen	STD
Airstream Smart Control w/ App for Apple & Android (US Models)	STD
Airstream Connected Wi-Fi Service (US Models)	STD
Bring Your Own Device HDMI Connectivity	STD
12v USB-A and USB-C Ports	STD

Galley, Dinette, and Lounge Features

3 Burner Stove (LP Gas)	STD
Baraldi® Cooking Vent with Light	STD
Brushed Aluminum Backsplash	STD
Dupont Corian® Galley Top	STD
Stainless Steel Kohler® Sink with Dupont Corian® Sink Cover	STD
Dupont Corian® Dinette Top	STD
Ultraleather® Lounge and Dinette Seating	STD
Powered Convertible Dinette for Sleeping Accommodations	STD
Flatware Organizer	STD
Fusion® Stereo with Bluetooth® Connectivity and 4 Speakers	STD
Connectivity, Over-the-Air Software Updates, SiriusXM, Fusion App	STD
Surround Sound and Subwoofer	STD
32" Smart TV with Bluetooth® (Replaced by 60" on 33FB)	STD
60" Power Screen Smart HD Projection TV with Bose Sound Bar**	STD
Omni-Directional Antenna	STD
Roman Shades	STD
Ultraleather® Lounging Sofa w/ 12V Powered Back and Footrests	STD
Work Station with Ultraleather® Desk Chair**	STD

Bedroom Features

Choice of Either Queen or Twin Powered Beds	STD
AdaptaFlex Memory Foam Mattress	STD

Quilted Bedspread with Duvet	STD
Egyptian Sateen Cotton Bed Sheets	STD
Decorative Throw Pillows	STD
Sleeping Pillows	STD
Reading LED Lights	STD
Under Bed Storage	STD
Cedar Lined Wardrobe with Hanging Bar	STD
24" 12V DC Smart TV with Bluetooth®	STD
Blackout Pleated Curtains	STD
Privacy Curtin (Pocket Doors on 33FB)	STD

Bathroom Features

Removable Hand Held Aerating Shower Head	STD
Porcelain Toilet (Macerator in the 33)	STD
Lavy Sink	STD
Roof Vent/Fan	STD
Heated Towel Bar	STD
Retractable Clothes Line in Shower	STD
Medicine Cabinet and Additional Storage	STD

Additional Features

Airstream Logo Entrance Mat	STD
Fire Extinguisher	STD
Emergency Manual Crank for Powered Hitch Jack	STD
LP, Smoke & Carbon Monoxide Detectors	STD
Built In Winterization Kit	STD
TRA Certified Green: Emerald Status (Highest Rating)	STD
3 Year Airstream Limited Warranty (Transferable)	STD
3 Year 24/7 Coach-Net® Roadside Assistance	STD
1 Year Airstream Club Explorer Membership	STD

** Only available on Classic 33FB

SMART Control Technology

Control and monitor your Classic's most important features and amenities from your mobile device – and stay connected to the comforts of home, even when you're far from it. With Airstream SMART Control Technology you can monitor tank levels, control lights, turn on the A/C, and easily find your way back after a long day of adventuring. And with Wi-Fi boost and dedicated 4G LTE data, you'll be able to stay connected even when you're far from home.

- Control lights, window shades, vent fans, and comfort systems
- Monitor tire pressure and get alerts when you need to take action
- Enjoy enhanced support services with direct-dial access to Airstream Customer Support
- Browse checklists to ensure you're ready to go before every trip
- Utilize a GPS locator and navigate back to your RV wherever you roam
- Extend and retract the awning with the touch of a button



How It's Made

Informed by more than 90 years of quality craftsmanship and expert design, Airstream travel trailers are hand-made in Jackson Center, Ohio. Only the best materials are used – from seamless, waterproof composite flooring, to the hardware and finishes we use to build our cabinetry, to the rivets and aluminum that form the shell. In building our world-famous travel trailers, we rarely do things the easy way. That's why an Airstream travel trailer can last a lifetime – or more – and be passed down from generation to generation for years of enjoyment.

[Schedule a factory tour.](#)



1 Seamless composite flooring



2 Riveted aluminum shell built with time-honored techniques



3 Hand-made furniture and cabinetry



4 Water check ensures the shell is watertight



5 Multi-point quality inspection before heading to customers



AIRSTREAM®

1001 West Pike
Street, P.O. Box 629
Jackson Center, OH
45334 USA
937-596-6111

www.airstream.com



Product information, specifications, and photography in this brochure were as accurate as possible at time of printing. Photographs may contain some features that are optional on your vehicle.
Since we continually strive to improve our products, actual products may differ. Prices and specifications are subject to change without notice. All capacities are approximate and dimensions are nominal. Some features or options may be different or unavailable in other countries.
Warning – This information is intended as a guide only. Weights of individual vehicles may vary. Consult your owner's manual for complete loading, weighing, and towing instructions. Do not overload the travel trailer.
AIRSTREAM®, the Airstream travel trailer trade dress, and all related model names, slogans, logos, trade dress, and trademarks are owned or used under license by Airstream, Inc. All other trademarks are owned by their respective owners.

All content and images
© Airstream 2023

MKT-00070
8/21 D