

MADE IN 
USA

PUMA

PALOMINO

SINCE 1968

CAMPING EDITION | ULTRA LITES | TRAVEL TRAILERS
FIFTH WHEELS | TOY HAULERS | DESTINATION

CAMPING EDITION | ULTRA LITES
TRAVEL TRAILERS | FIFTH WHEELS
TOY HAULERS | DESTINATION

PUMA


FOREST
RIVER





AN RV FOR EVERY LIFESTYLE

Explore the open road with Puma, where versatility meets innovation. From family-friendly bunk models to Toy Haulers built for adventure, our RVs are packed with the features you want most. With thoughtfully designed packages that deliver comfort, style, and value, Puma is your trusted companion for creating memories that last a lifetime.



DECOR OPTIONS

COGNAC



STONE



PUMA CONSTRUCTION



**LONGER LASTING.
BETTER BUILT.**

*Smooth,
Aerodynamic
Radius Front
Metal with
Bold Exterior
Graphics*

- A.** AlphaPly Roofing Membrane (Limited lifetime warranty)
- B.** King HD TV Antenna & WiFi Prep.
- C.** 3/8" Roof Decking
- D.** 4-1/2" Crowned Truss Roof Rafters
- E.** Insulated Ducting for Air Conditioning Runs
- F.** Extended Molded ABS Fender Skirt
- G.** Sturdy .024 and .030 Gauge Aluminum Skin
- H.** Lighted LED Speakers
- I.** Solid Aluminum Triple Steps
- J.** New Aluminum Wheels

- K.** R-7 Fiberglass Insulation Cut and Glued Between Sidewall Studs
- L.** Sidewall Studs Spaced 16" Apart
- M.** Silicone Sealed Radius Compartment Doors
- N.** Front Diamond Plate
- O.** Roof & Side Mount Solar Prep
- P.** Molded ABS LP Tank Cover
- Q.** Optional Lighted Power Jack
- R.** Rugged, Powder Coated Steel I-Beam Frame
- S.** Floor Ducted Heat
- T.** Puma Next Generation™ Enclosed Water Tanks

- U.** Congoleum® Designer Carefree Linoleum with 3 - Year Cold Crack Warranty
- V.** Longitudinal Floor Studding Spaced 12" Apart
- W.** 43 Gallon Fresh Water Tank
- X.** Steel Crossmembers for Added Support
- Y.** Marine Grade Carpet with Pad on Slide Outs
- Z.** 5/8" Araucopy Plywood Floor Decking (25 Year manufacturer's limited warranty)

CAMPING EDITION (CE)



**NEW
SEGMENT**

DISCOVER AFFORDABLE ADVENTURE WITH PUMA'S NEW TRAVEL TRAILER LINE

Designed with your budget in mind, PUMA's latest travel trailer brings you the perfect balance of **quality** and **price**, without sacrificing the essentials. Enjoy the trusted durability of PUMA craftsmanship, paired with **efficient, family-friendly layouts** that make every trip a breeze. Whether you're a seasoned traveler or just starting out, this affordable option ensures you don't have to compromise on comfort or reliability. Ready for the road, without breaking the bank.



NEW

121RKCE

LENGTH 16' HEIGHT 10'5" UVW 2664 HITCH 340 AXLE 2295
CCC 1175 AWNING 9' **F** 34 GAL **C** 30 GAL **B** 30 GAL



NEW

122BHCE

LENGTH 16' HEIGHT 10'5" UVW 2664 HITCH 380 AXLE 2255
CCC 1200 AWNING 9' **F** 34 GAL **C** 30 GAL **B** 30 GAL



NEW

123RDCE

LENGTH 16' HEIGHT 10'5" UVW 2684 HITCH 365 AXLE 2290
CCC 1180 AWNING 9' **F** 34 GAL **C** 30 GAL **B** 30 GAL



NEW

16BHCE

LENGTH 20' HEIGHT 10'5" UVW 3164 HITCH 335 AXLE 2800
CCC 670 AWNING 12' **F** 34 GAL **C** 30 GAL **B** 30 GAL

NEW



16QBCE

LENGTH TBD HEIGHT TBD UVW TBD HITCH TBD AXLE TBD
CCC TBD AWNING TBD **F** TBD **G** TBD **B** TBD

NEW



283BHCE

LENGTH 30'9" HEIGHT 10'11" UVW 6008 HITCH 730 AXLE 5240
CCC 1592 AWNING 15' **F** 43 GAL **G** 70 GAL **B** 35 GAL



NEW



304BHCE

LENGTH 33'5" HEIGHT 10'11" UVW 6523 HITCH 785 AXLE 5700
CCC 1500 AWNING 15' **F** 43 GAL **G** 35 GAL **B** 35 GAL

NEW



305BHCE

LENGTH 33'5" HEIGHT 10'11" UVW 7018 HITCH 860 AXLE 6120
CCC 1500 AWNING 15' **F** 43 GAL **G** 35 GAL **B** 35 GAL



PUMA

ULTRA LITE

The Ultra Lite models enhance the Puma line-up with the best selection ever. These single axle, 7' wide models can be towed by crossover vehicles and smaller SUVs. They've been developed based on customer demand for a lighter weight, eco-friendly model with great fuel efficiency and maximum towability.



ULTRA LITES

7' WIDE



12FBX

LENGTH 18'6" HEIGHT 9'11" UVV 2839 HITCH 410 AXLE 2400
 CCC 1071 AWNING 10' **F** 34 GAL **G** 30 GAL **B** 30 GAL



16BHX

LENGTH 21'6" HEIGHT 9'11" UVV 3144 HITCH 370 AXLE 2745
 CCC 726 AWNING 12' **F** 34 GAL **G** 30 GAL **B** 30 GAL



16DSX

LENGTH 22'6" HEIGHT 10'1" UVV 3714 HITCH 415 AXLE 3270
 CCC 1101 AWNING 14' **F** 34 GAL **G** 30 GAL **B** 30 GAL



16QBX

LENGTH 21'6" HEIGHT 9'11" UVV 3124 HITCH 380 AXLE 2715
 CCC 756 AWNING 13' **F** 34 GAL **G** 30 GAL **B** 30 GAL

8' WIDE



18BHX

LENGTH 23'7" HEIGHT 10'2" UVV 4548 HITCH 515 AXLE 3995
 CCC 1067 AWNING 16' **F** 43 GAL **G** 35 GAL **B** 35 GAL



18RKX

LENGTH 23'10" HEIGHT 10'2" UVV 4018 HITCH 415 AXLE 3565
 CCC 1497 AWNING 14' **F** 43 GAL **G** 35 GAL **B** 35 GAL

TRAVEL TRAILERS



22FKQ

LENGTH 26'5" HEIGHT 11'1" UYW 5549 HITCH 820 AXLE 4691
 CCC 1500 AWNING 19' **F** 43 GAL **G** 65 GAL **B** 30 GAL



25BHS

LENGTH 30'5" HEIGHT 11'1" UYW 6028 HITCH 650 AXLE 5340
 CCC 1500 AWNING 19' **F** 43 GAL **G** 70 GAL **B** 35 GAL



26FKDS

LENGTH 30'10" HEIGHT 11'1" UYW 7053 HITCH 1035 AXLE 5980
 CCC 1500 AWNING 20' **F** 43 GAL **G** 70 GAL **B** 35 GAL



27RBDS

LENGTH 33'7" HEIGHT 11'1" UYW 7468 HITCH 1030 AXLE 6400
 CCC 1500 AWNING 21' **F** 43 GAL **G** 70 GAL **B** 35 GAL



27RLSS

LENGTH 31'7" HEIGHT 11'1" UUV 6203 HITCH 756 AXLE 5409
 CCC 1553 AWNING 21' 43 GAL 35 GAL 35 GAL



28BHFQ

LENGTH 34'3" HEIGHT 11'1" UUV 6943 HITCH 830 AXLE 6075
 CCC 1500 AWNING 21' 43 GAL 70 GAL 35 GAL



28BHSS

LENGTH 36'10" HEIGHT 11'1" UUV 7513 HITCH 835 AXLE 6640
 CCC 1550 AWNING 20' 43 GAL 65 GAL 35 GAL



28BHSS2

LENGTH 36'10" HEIGHT 11'1" UUV 7574 HITCH 843 AXLE 6670
 CCC 1489 AWNING 20' 43 GAL 65 GAL 35 GAL



29BHQB


LENGTH 37'5" HEIGHT 11'1" UUV 7638 HITCH 840 AXLE 6760
 CCC 2002 AWNING 19' 43 GAL 35 GAL 70 GAL



29BHSQ

LENGTH 36'10" HEIGHT 11'1" UUV 8403 HITCH 1115 AXLE 7250
 CCC 2000 AWNING 21' 43 GAL 35 GAL 35 GAL

TRAVEL TRAILERS

**30RKQS**

LENGTH 36'1" HEIGHT 11'1" UYW 7974 HITCH 1085 AXLE 6830
 CCC 1626 AWNING 21' 43 GAL 70 GAL 35 GAL

**31FKRK**

LENGTH 37'11" HEIGHT 11'1" UYW 8333 HITCH 1130 AXLE 7165
 CCC 1597 AWNING 21' 43 GAL 65 GAL 30 GAL

**31QBBH**

LENGTH 37'10" HEIGHT 11'1" UYW 8231 HITCH 1049 AXLE 7144
 CCC 1764 AWNING 21' 43 GAL 70 GAL 35 GAL

**31RLQS**

LENGTH 36'1" HEIGHT 11'1" UYW 8808 HITCH 975 AXLE 7795
 CCC 1692 AWNING 13' 43 GAL 35 GAL 35 GAL

**32BH2B**

LENGTH 38'6" HEIGHT 11'1" UYW 9023 HITCH 1030 AXLE 7955
 CCC 2207 AWNING 21' 43 GAL 95 GAL 65 GAL

**32BHFS**

LENGTH 38'9" HEIGHT 11'1" UYW 9608 HITCH 1175 AXLE 8395
 CCC 1700 AWNING 21' 43 GAL 70 GAL 35 GAL

TRAVEL TRAILERS



32BHQS

LENGTH 38'9" HEIGHT 11'1" UYW 9072 HITCH 1045 AXLE 7968
 CCC 1728 AWNING 19' **F** 43 GAL **G** 70 GAL **B** 65 GAL



32RBFQ

LENGTH 36'11" HEIGHT 11'1" UYW 8998 HITCH 948 AXLE 8012
 CCC 1502 AWNING 21' **F** 43 GAL **G** 65 GAL **B** 35 GAL



32RBFQ2

LENGTH 36'11" HEIGHT 11'1" UYW 9237 HITCH 932 AXLE 8106
 CCC 1263 AWNING 21' **F** 43 GAL **G** 65 GAL **B** 35 GAL



227RK

LENGTH 26'4" HEIGHT 11'1" UYW 5608 HITCH 750 AXLE 4820
 CCC 1500 AWNING 18' **F** 43 GAL **G** 70 GAL **B** 35 GAL



229BH

LENGTH 26'4" HEIGHT 11'1" UYW 5788 HITCH 730 AXLE 5020
 CCC 1500 AWNING 18' **F** 43 GAL **G** 70 GAL **B** 35 GAL



337BH

LENGTH 37'1" HEIGHT 11'1" UYW 7463 HITCH 770 AXLE 6655
 CCC 1800 AWNING 19' **F** 43 GAL **G** 35 GAL **B** 35 GAL

FIFTH WHEELS



253FBS

LENGTH 28' 6" HEIGHT 12' 2" UVV 6788 HITCH 1128 AXLE 5757
CCC 2012 AWNING 17' 43 GAL 70 GAL 30 GAL



255RKS

LENGTH 28' 5" HEIGHT 12' 2" UVV 6754 HITCH 1102 AXLE 5614
CCC 2046 AWNING 18' 43 GAL 70 GAL 30 GAL



257RESS

LENGTH 30' 8" HEIGHT 12' 2" UVV 7419 HITCH 1262 AXLE 6186
CCC 1981 AWNING 18' 43 GAL 70 GAL 30 GAL



295BHSS

LENGTH 34' 4" HEIGHT 12' 4" UVV 8732 HITCH 1358 AXLE 7336
CCC 2018 AWNING 18' 43 GAL 35 GAL 30 GAL

TOY HAULERS



25TH

LENGTH 29' 9" HEIGHT 12' 2" UYW 6173 HITCH 845 AXLE 5290
 CCC 2700 AWNING 17' 43 GAL 35 GAL 35 GAL



27TH

LENGTH 34' 1" HEIGHT 12' 2" UYW 6738 HITCH 1235 AXLE 5465
 CCC 3257 AWNING 19' 43 GAL 35 GAL 35 GAL



29TH

LENGTH 37' 6" HEIGHT 12' 2" UYW 7813 HITCH 1440 AXLE 6335
 CCC 3182 AWNING 21' 43 GAL 35 GAL 35 GAL

VALUE LEADER PACKAGE (REQ.)

- Rear Zip Screen
- ABS Tub Surround
- Bedsread & Shams
- Tinted Windows
- TV Antenna w/Booster & Cable Hook-up
- Super Lube Axles
- Front & Rear Stab Jacks
- Bath Skylight
- Congoleum® Linoleum w/3-Year Cold Crack Warranty
- LED Lighting
- Bedroom TV Hook-up
- Folding Grab Handle
- WiFi Prep

ELITE PACKAGE (REQ.)


- Electric Awning w/ LED Light Strip
- AM/FM/Bluetooth® Stereo
- 21" Stainless Steel Oven & Range Hood
- 1.3 Cu. Ft. Stainless Steel Microwave
- 2 Outside Speakers
- Outside Shower
- Spare Tire
- Front Diamond Plate
- 13,500 BTU Ducted A/C
- 6 Gal Gas/Electric Water Heater
- Night Roller Shades
- 11 Cu. Ft. Black Glass Faced 12V Fridge w/ Dual Swing, Scratch Resistant Doors

INTERIOR HEIGHTS FROM FLOOR

HEIGHTS	25TH	27TH	29TH
ONE ELECTRIC BED	84"	84"	84"
TWO ELECTRIC BEDS	72"	72"	72"
HAPPIJACK	84"	84"	84"
ENTRANCE AT DOOR	86"	86"	86"
TO BOTTOM OF A/C	90.5"	90.5"	N/A
TO CEILING	91.5"	91.5"	91.5"

PUMA

P A L O M I N O



Relaxation comes standard in a Puma Destination Model, whether you're unwinding for the weekend or settling in for a week-long adventure. This year, we're excited to introduce several new Lofts and Mini Lofts, giving you even more ways to enjoy life on the road. Featuring residential-style furnishings, spacious king beds, and glass sliding doors, these thoughtfully designed floorplans are your gateway to comfort and leisure at your favorite destination.





37PFL

LENGTH 40' HEIGHT 11'9" UVW 10263 HITCH 1365 AXLE 8860
 CCC 1302 AWNING 19' **F** 43 GAL **G** 35 GAL **B** 35 GAL



38DEN

LENGTH 40'6" HEIGHT 11'9" UVW 9979 HITCH 1295 AXLE 8684
 CCC 1521 AWNING 18' **F** 43 GAL **G** 35 GAL **B** 35 GAL



38RLB

LENGTH 42'3" HEIGHT 11'9" UVW 10429 HITCH 1205 AXLE 9165
 CCC 976 AWNING 19' **F** 43 GAL **G** 35 GAL **B** 65 GAL



39DBT

LENGTH 42'4" HEIGHT 11'9" UVW 10162 HITCH 1439 AXLE 8664
 CCC 1838 AWNING 21' **F** 43 GAL **G** 65 GAL **B** 105 GAL



39FKL

LENGTH 42'7" HEIGHT 11'9" UVW 10084 HITCH 1515 AXLE 8510
 CCC 1616 AWNING 21' **F** 43 GAL **G** 35 GAL **B** 65 GAL



39PQB

LENGTH 42'9" HEIGHT 11'9" UVW 10454 HITCH 1425 AXLE 8970
 CCC 1246 AWNING 21' **F** 43 GAL **G** 70 GAL **B** 70 GAL

DESTINATION LOFT



NEW

260MINILFT

LENGTH 32'2" HEIGHT 13'5" UVW 8119 HITCH 985 AXLE 7075
 CCC 1800 AWNING 15' 43 GAL 35 GAL 35 GAL



NEW

280MINILFT

LENGTH 32'2" HEIGHT 13'5" UVW 8119 HITCH 985 AXLE 7075
 CCC 1800 AWNING 15' 43 GAL 35 GAL 35 GAL



401RLFT | LENGTH 42'10" HEIGHT 13'4" UVW 12604 HITCH 1895 AXLE 10650
 CCC 1296 AWNING 21' 43 GAL 35 GAL 35 GAL



402FLT | LENGTH 42'10" HEIGHT 13'4" UVW 11849 HITCH 1695 AXLE 10095
 CCC 2051 AWNING 21' 43 GAL 35 GAL 35 GAL



403FLT | LENGTH 42'10" HEIGHT 13'4" UVW 12639 HITCH 1675 AXLE 10905
 CCC 1261 AWNING 20' 43 GAL 70 GAL 35 GAL



429FLT | LENGTH 42'8" HEIGHT 13'4" UVW 12114 HITCH 1730 AXLE 10325
 CCC 1786 AWNING 21' 43 GAL 65 GAL 65 GAL



16BHCE



295BHSS



227RK



295BHSS



121RKCE



403LFT



403LFT

CAMPING EDITION (CE) TRAILERS

SINGLE AXLE INTERIOR PACKAGE

- Jackknife Sofa w/Flip Down Cupholder and Storage
- Bedroom USB and Outlets
- Pleated shades in Living Room
- Appliance and Kitchen Package
- Black Glass 12V 4.3 Cu. Ft. Fridge
- Microwave
- 2-Burner Cooktop with Metal Backlit Knobs
- 13,500 BTU High Efficiency A/C
- Thermofoil Countertops w/ Smooth Drop Edge
- 6 Gal Gas/Electric Water Heater

SINGLE AXLE EXTERIOR PACKAGE

- Manual Tongue Jack
- Pull Out Step at Main Entry Door
- Front Diamond Plate
- Back Up Camera Prep
- Battery Disconnect
- Exterior Clamp Style Door Latches
- 20 lb LP Bottles
- 5/8" Tongue and Groove Plywood Flooring
- Walk-On Roof Decking

TANDEM AXLE INTERIOR PACKAGE

- Jackknife Sofa w/Flip Down Cupholder and Storage
- Bedroom USB and Outlets
- Nightshades in Living Room
- Appliance and Kitchen Package
- Black Glass 12V 10 Cu. Ft. Fridge
- Microwave
- 3-Burner Cooktop with Metal Backlit Knobs
- 13,500 BTU High Efficiency A/C
- Thermofoil Countertops w/ Smooth Drop Edge
- Deep Basin Farm Style Sink
- 6 Gal Gas/Electric Water Heater

TANDEM AXLE EXTERIOR PACKAGE

- Power Tongue Jack
- Solid Step at Main Entry Door
- Black Tank Flush
- Front Diamond Plate
- Back Up Camera Prep
- Battery Disconnect
- Exterior Clamp style Door Latches
- 20 lb LP Bottles
- 5/8" Tongue and Groove Plywood Flooring
- Walk-On Roof Decking

ULTRA LITE TRAILERS

ULTRA LITE PACKAGE (REQ.)

- 13,500 BTU Non-Ducted A/C
- 2 Exterior Speakers
- 30 Amp Converter
- Aluminum Solid Double Step
- AM/FM/Bluetooth® Stereo
- Back-up Camera Prep
- Electric Awning w/LED Light Strip
- Front Diamond Plate
- Outside Shower
- Power Tongue Jack
- Spare Tire & Carrier
- Stainless Steel Range Hood
- Stainless Steel Microwave

ULTRA LEADER PACKAGE (REQ.)

- 6 Gal Gas/Electric DSI Water Heater
- 11 Cu. Ft. Black Glass Faced 12V Fridge w/Dual Swing, Scratch Resistant Doors
- ABS Tub Surround
- Bathroom Skylight
- Bedspread w/Shams
- Congoleum® Linoleum w/3-Year Cold Crack Warranty
- Front & Rear Stabilizer Jacks
- LED Lighting
- Night Roller Shades
- Roof & Side Mount Solar Prep

- Super Lube Axle
- Tinted Windows
- TV Antenna w/Booster & Cable Hook-up
- TV Hook-up
- WiFi Prep

TRAVEL TRAILERS/ FIFTH WHEELS

VALUE SHOPPER PACKAGE (REQ.)

- 13,500 BTU Ducted A/C
- ABS Tub Surround
- AM/FM/Bluetooth® Stereo
- Bedroom TV Hook-up
- Bedspread & Shams
- Congoleum® Linoleum w/3-Year Cold Crack Warranty
- Electric Awning w/LED Light Strip
- Glass Range Cover
- Jackknife Sofa w/Pull-Down Drink Tray & Storage Underneath
- LED Lighting
- Roof & Side Mount Solar Prep
- TV Antenna w/Booster & Cable Hook-up
- Undermount Sink w/Cover
- WiFi Prep
- 2 Power Front Jacks (Fifth Wheels Only)
- 2 Electric Stabilizer Jacks (Fifth Wheels Only)

ADVANTAGE PACKAGE (REQ.)

- 1.3 Cu. Ft. Stainless Steel Microwave
- 21" Stainless Steel Oven & Range Hood
- 11 Cu. Ft. Black Glass Faced 12V Fridge w/Dual Swing, Scratch Resistant Doors
- 6 Gal. Gas/Electric Water Heater
- 2 Outside Speakers
- Bath Skylight
- Enclosed Darco Wrapped Underbelly
- Folding Grab Handle

- Night Roller Shades
- Outside Shower
- Spare Tire
- Upgraded Faucet w/ Pull Down Sprayer

LIMITED EDITION PACKAGE (REQ.)

- 15,000 BTU Ducted A/C IPO 13,500 BTU
- 5,100 BTU Electric Fireplace
- 50 Amp Service, Second A/C Prep & Bedroom Roof Vent
- Aluminum Solid Triple Steps
- Black Tank Flush
- Roof Ladder

DESTINATION TRAILERS

VALUE SHOPPER PACKAGE (REQ.)

- 1.3 Cu. Ft. Microwave
- 12 Gal Gas/Electric DSI Water Heater
- 13,500 BTU Ducted A/C
- 18 Cu. Ft. Stainless Steel Fridge (w/Ice Maker)
- 24" Stainless Steel Oven w/ Cooktop & Range Hood
- ABS Tub Surround
- AM/FM/Bluetooth® Stereo
- Bedroom TV Hook-up
- Black Tank Flush
- Congoleum® Linoleum w/3-Year Cold Crack Warranty
- Electric Awning w/LED Light Strip
- Folding Grab Handle
- King Bedspread & Shams
- LED Lighting
- Patio Door
- Roof & Side Mount Solar Prep
- TV Antenna w/Booster & Cable Hook-up
- Undermount Sink w/Cover
- Upgraded Kitchen Faucet
- WiFi Prep

MARQUIS EDITION PACKAGE (REQ.)

- 12V Ceiling Fan in Living Room
- 15,000 BTU Ducted A/C IPO 13,500
- 2 Exterior Speakers
- 30 lb LP Bottles & Cover
- 4 Stabilizer Jacks
- 5,100 BTU Electric Fireplace
- 50 AMP Service (Second A/C Prep)
- Night Roller Shades
- Outside Shower
- Solid Surface Countertop
- Table & Chairs IPO Dinette
- Tri-Fold Sofa IPO Jackknife in Living Room

DESTINATION LOFT TRAILERS

VALUE SHOPPER LOFT PACKAGE (REQ.)

- 3 A/Cs
- Smart TV
- Tankless Water Heater
- Washer/Dryer prep
- Roof Ladder
- WiFi Prep
- AM/FM/Bluetooth® Stereo
- Pre-Wired for Solar System
- Black Tank Flush
- Patio Door
- Residential Style Fridge
- 1.3 Cu. Ft. Stainless Steel Microwave
- 24" Stainless Steel Oven w/4 burner stove
- Range Hood
- Folding Grab Handle
- Night Roller Shades
- ABS Tub Surround
- TV Antenna w/ Booster & Cable Hook Up
- Bedroom TV Hook Up
- Undermount Stainless Steel Sink w/Cover

- High-Rise Faucet w/Sprayer
- Bed Spread
- LED Lighting
- Congoleum Designer Linoleum

LOFT PACKAGE (REQ.)

- 50 AMP Service
- Solid Surface Countertop
- 5,100 BTU Color Changing Fireplace
- Tri-Fold Sofa IPO Jackknife in Living Room
- Table & Chairs IPO Dinette
- Outside Shower
- 12V Ceiling Fan in Living Room
- 2 Exterior Speakers
- 4 Stabilizer Jacks
- 30 lb LP Bottles & Cover

VALUE SHOPPER MINI PACKAGE (REQ.)



- 2 A/Cs
- Smart TV
- 110V Living Room Ceiling Fan
- 1.5 Cu. Ft. Convection Microwave
- Patio Door
- Undermount Stainless Steel Sink w/ Cover
- High-Rise Faucet with Sprayer
- 12 Gal Gas/Electric DSI Water Heater
- Bedspread
- Bedroom TV Hookup
- Pre-Wired for Solar
- Black Tank Flush
- 50 AMP Service
- WiFi Prep
- 30 lb LP Bottle & Cover
- Residential Style Double Door Fridge
- Mini Loft Package
- Solid Surface Countertops
- Roof Ladder
- 3 Burner Cooktop
- ABS Tub Surround with Glass Shower Door
- Enclosed Underbelly


PUMA

PALOMINO

Puma by Palomino, a Division of Forest River, Inc.

2551 Century Drive | Goshen, IN 46526 | palominorv.com

Follow Puma on:   



EACH NEW FOREST RIVER PURCHASE PROVIDES:

- ✔ Pre-delivery Inspection. ✔ Digital Owner's Manual.
- ✔ Free Membership to Forest River Owners Group (FROG).
Learn more at www.forestriverfrog.com.
- ✔ A Contribution to Care Camps Foundation www.carecamps.org.
- ✔ 1 Year Free Roadside Assistance from Date of Purchase.



SPEC DEFINITIONS:

Scan on your smartphone to learn RV terminology and more!



LEARN MORE:

Scan this QR code with your mobile device to learn more about Forest River.



YOUR **PUMA** DEALER