

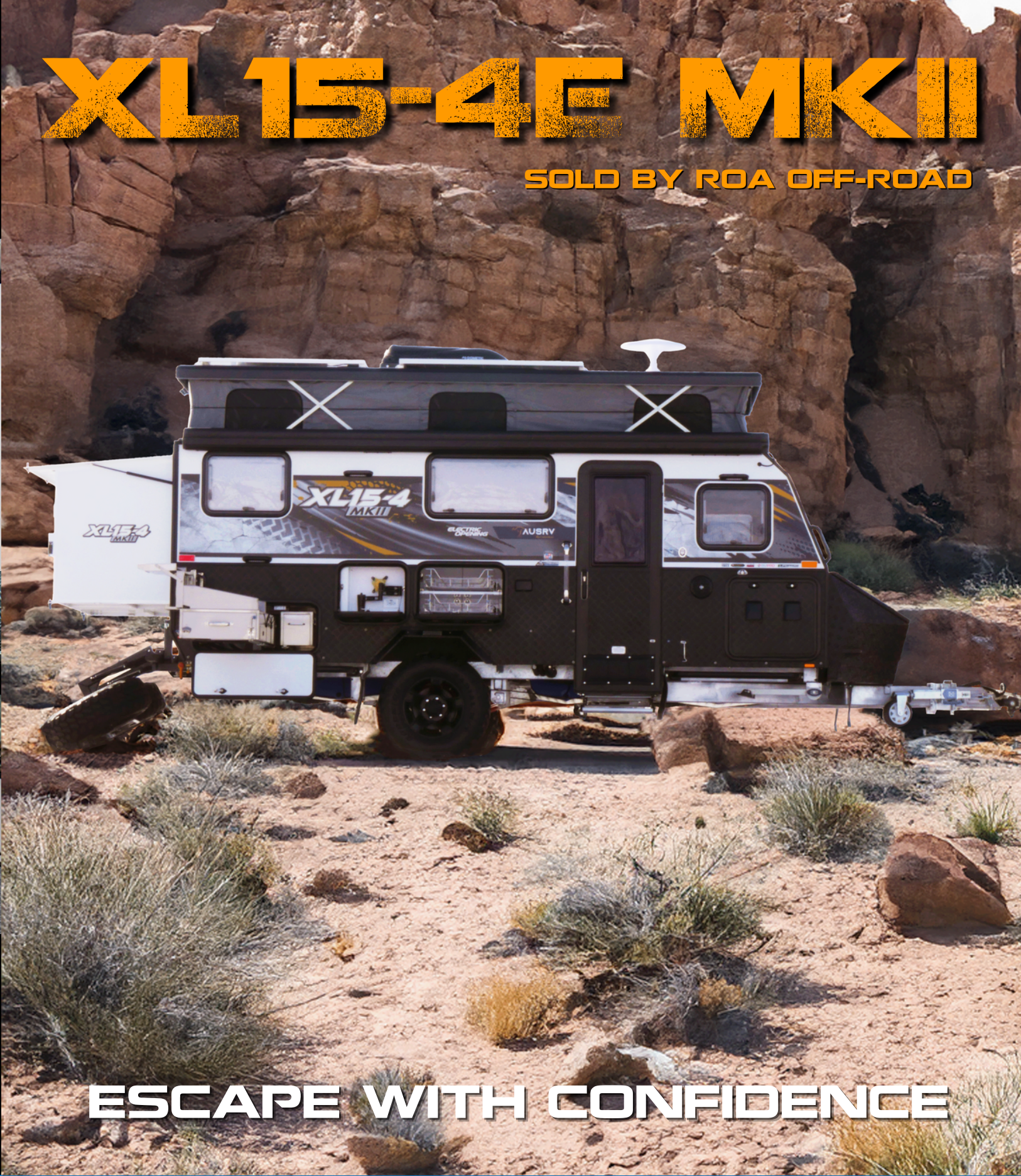
The MDC XL15-4E MKII off-road trailer is an epitome of comfort and durability for off-road enthusiasts. This 15-foot hybrid caters to four, featuring a queen-size innerspring mattress and twin XL bunks within a robust aluminum frame and composite body. Its well-appointed interior includes an ensuite bathroom, air conditioning, and a dual cooking setup, ensuring a luxurious camping experience. Outfitted with solar panels, a rugged chassis with superior suspension, and extensive safety features, it stands out for its self-sufficiency and off-road capabilities. The XL15-4E MKII, with its blend of modern amenities and rugged construction, is ideal for adventurous families or groups seeking reliable, comfortable off-road travel.

ESCAPE WITH CONFIDENCE



SPECIFICATIONS

Closed: 22' L x 7'6" W X 8'8" H
Dry Weight: 5032 lbs.
GVWR: 6147 lbs.
42 Gal Fresh 21 Gal Gray
200 Ah Lithium
700 Watts Solar



XL15-4E MKII

SOLD BY ROA OFF-ROAD

ESCAPE WITH CONFIDENCE

RVs Of America Utah
2995 W 600 N Lindon, UT 84042
(801) 860-0035 Ext. 1
info@rvsofamerica.com

RVs Of America S.C.
233 E Victor Hill Rd Duncan, SC 29334
(801) 860-0035 Ext. 2
info@rvsofamerica.com

  
www.rvsofamerica.com

www.rvsofamerica.com

PREMIUM BUILD



BORN IN THE BUSH

Market Direct Campers is 100% Australian-owned and operated. Since 2005, MDC has grown from a family-owned business to a prominent manufacturer, with over 25,000 units sold across an expanding network of showrooms and production facilities. Known for producing high-quality, durable caravans and campers at affordable prices backed by a 5-year structural warranty and exceptional customer service.

FACTOR 5 CHASSIS

Built on an expertly engineered factor 5 chassis, exemplifying robust construction and unparalleled durability. This advanced chassis system, crafted from high-grade materials, provides exceptional strength and stability, ensuring the trailer can withstand the rigors of off-road conditions. The factor 5 design signifies a meticulous approach to engineering, offering an enhanced safety margin and superior handling capabilities.



INDUSTRY APPROVED

MDC Campers exemplifies excellence in trailer manufacturing, with compliance to the National Association of Trailer Manufacturers (NATM) and certification by the RV Industry Association (RVIA) and Pacific West Associates (PWA). These affiliations assure adherence to stringent safety and quality standards, highlighting MDC's commitment to producing superior, reliable trailers.



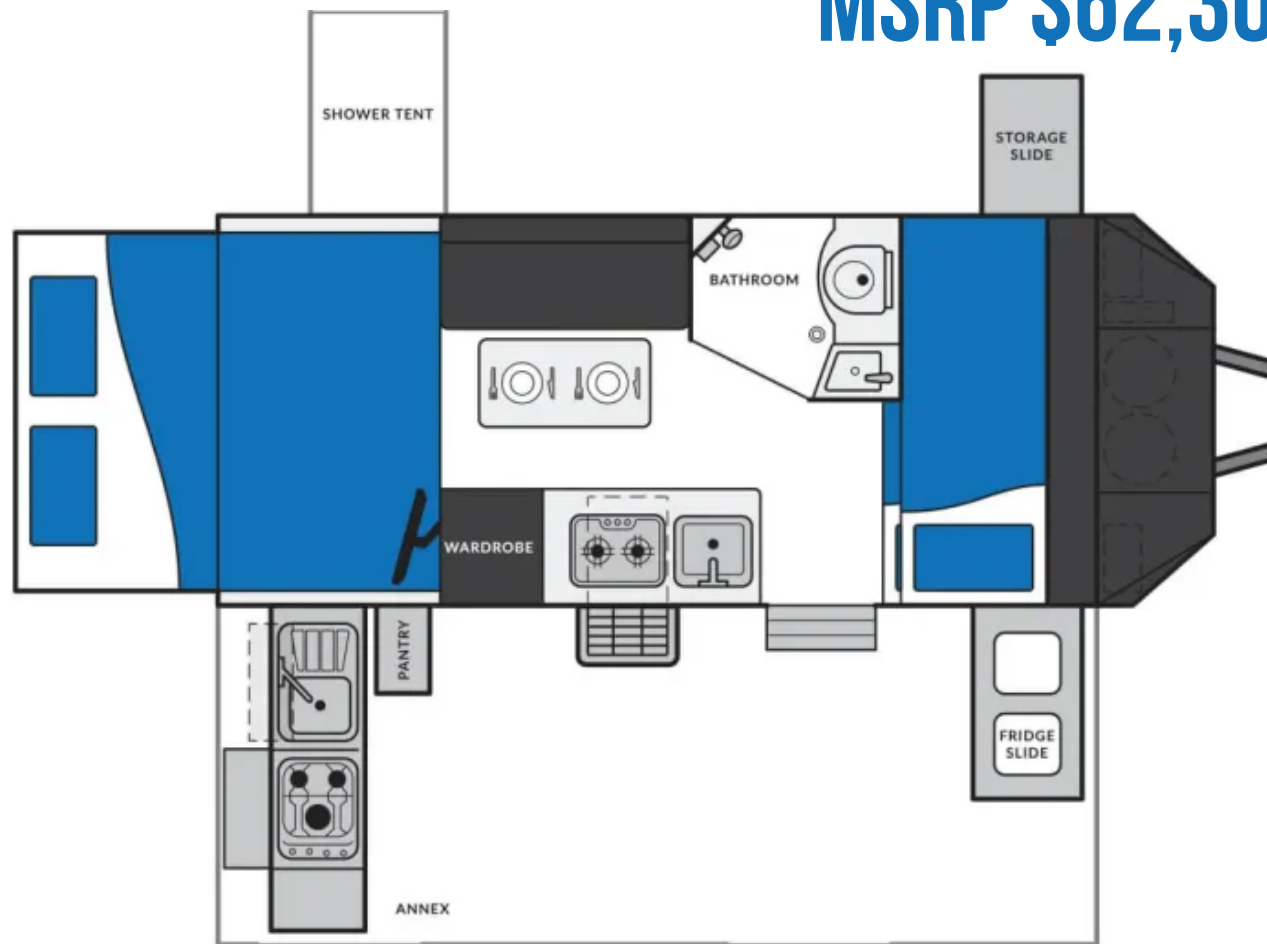
LIFETIME WARRANTY

MDC trailers stand as a testament to exceptional durability and trustworthiness, underscored by their Lifetime Structural Chassis and Drawbar Warranty. This warranty reflects MDC's unwavering confidence in their construction quality and design integrity. Each chassis and drawbar is meticulously engineered and built to last, ensuring that your trailer withstands the challenges of rugged terrains and arduous journeys.



XL15-4E MKII 2024

MSRP \$62,300




OFF-ROAD READY




X-TRACK INDEPENDENT SUSPENSION

The XL15-4E MKII from MDC showcases a state-of-the-art suspension system, featuring the X-TRACK Independent coil spring suspension, complemented by two TOUGH TRAX Shock absorbers on each side. This advanced setup is engineered to provide superior handling and stability, adapting flawlessly to varying off-road conditions.



TRAIL-ASSURE BG-5000

The Trail-Assure BG-5000, electronic stability control offers unparalleled towing confidence for off-road enthusiasts. This system enhances the trailer's overall safety and performance, especially in rugged terrains, ensuring a smooth and secure adventure. Ideal for those who demand reliability in their off-road journeys.



GOODRIDE MT TIRES

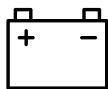
The MDC XL15-4E MKII is outfitted with high-performance Goodride MT tires, sized 265/75R16, mounted on 16x7.5 6/139.7 aluminum alloy wheels. These rugged tires are specifically designed for off-road conditions, providing excellent traction and stability on a variety of surfaces, from rocky paths to muddy trails.



EXTERIOR SHIELD

Armored with exceptional exterior shielding, ensuring it stands up to the harshest off-road conditions. It features robust checker plate walls that provide an extra layer of durability, protecting the trailer from debris and harsh elements. Additionally, the trailer is equipped with a comprehensive rock guard, including forward-facing and rear wheel mud flap protection.

HIGH POWERED



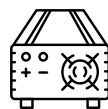
200 AH LITHIUM BATTERY

The MDC trailers are equipped with a robust 200 amp hours of battery power, provided by LiFePRO+® 12V 200Ah Lithium Iron Phosphate battery



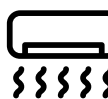
700 WATTS SOLAR

Outfitted with a high-efficiency solar setup, boasting 700 watts with 4x 175W panels on the roof. This eco-friendly feature is designed for sustainable living and prolonged off-grid adventures.



BMPRO BATTERY MANAGEMENT SYSTEM

Featuring the advanced BMPRO Battery Plus35-11-HA Battery Management System, a cutting-edge solution for efficient power management. This system is paired with the RVVIEW2 battery monitor and BC300 external shunt, providing users with real-time insights into battery performance and health.



HIGH EFFICIENCY LOW PROFILE A/C

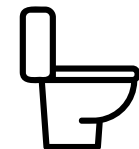
Equipped with the Dometic Penguin II High-Efficiency Low Profile Rooftop Air Conditioner, a top-tier cooling solution designed for optimal climate control.

UNIQUE FEATURES AND OPTIONS



OUTDOOR KITCHEN

Features an elegantly designed outdoor kitchen that elevates the camping experience. Crafted from durable stainless steel, this kitchen is ideal for preparing meals in the great outdoors



INTERNAL BATHROOM

Boasting a thoughtfully designed bathroom that offers the convenience and privacy of a separate toilet and shower ensuite. This feature ensures a comfortable and home-like experience while on the road.



ELECTRIC AWNING

Want an easy way to protect yourself from the sun, or from bad weather? It's as easy as a push of a button if you get the electric awning option.




BACK-UP CAMERA

Helpful 2.4GHz rear camera and 7" portable monitor so you can navigate into tight camping spots without yelling back and forth with your partner.



INDOOR KITCHEN

The internal kitchen maximizes space while offering the homely feel of a fully-equipped kitchen to prepare your meals indoors.



VARIOUS SLEEPING ARRANGEMENTS

Featuring a queen-size bed with an innerspring mattress, ensuring a restful sleep for parents. For the kids, there are comfy bunk beds.



STANDARD FULL ANNEX

Comes equipped with an attachable full annex enclosure, significantly enhancing the outdoor living experience. This feature provides a spacious, enclosed area that extends from the main trailer



CRUISEMASTER DO35 HITCH


Outfitted with the Cruisemaster DO35 Hitch, an industry-leading towing solution renowned for its reliability and robust performance.

OFF-GRID EFFICIENT



62 GALLON FRESH WATER TANK

Striking a balance between capacity and weight, the XL15-4E MKII has plenty of water to be off-grid with 2x 31 Gal fresh water tanks and 1x 21 Gal grey water tank.



DOMETIC DFSD 12111 FURNACE

The Dometic DFSD 12111 Furnace, is a high-performance, propane-operated heating system designed to provide reliable and efficient warmth.



ON-DEMAND HOT WATER

Equipped with the Truma Aquago Comfort Plus, a state-of-the-art, propane-operated instant hot water system that ensures a continuous supply of hot water on demand.



40 LBS OF PROPANE CYLINDERS

Standard with two 20lb propane cylinders, providing a substantial total capacity of 40lbs of propane to power various appliances and systems within the trailer.

