

STEALTH TOYHAULERS

The logo features the word "STEALTH" in a bold, italicized, metallic font with a red-to-orange gradient. The letters are set against a dark, jagged, metallic shield-like background. The entire logo is surrounded by bright, glowing yellow and orange lightning bolts that crackle across the dark background.

STEALTH

STEALTH 2019
READY FOR ANYTHING.

TONGUE PULL SERIES



FQ2916

FULL KITCHEN SLIDE-OUT



MOCHA INTERIOR
9,108 LBS

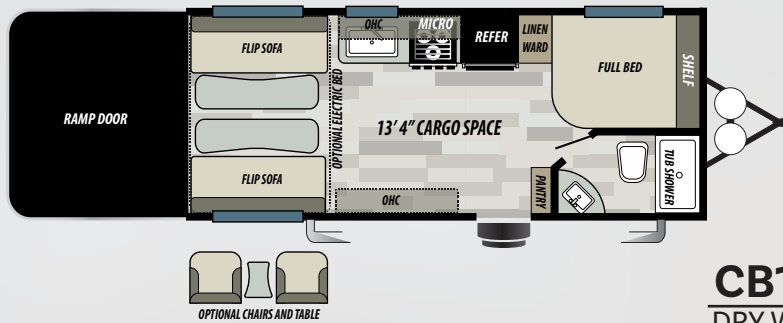
SHOWN WITH CARPET
KIT AND 39" TV WITH
BRACKET OPTION



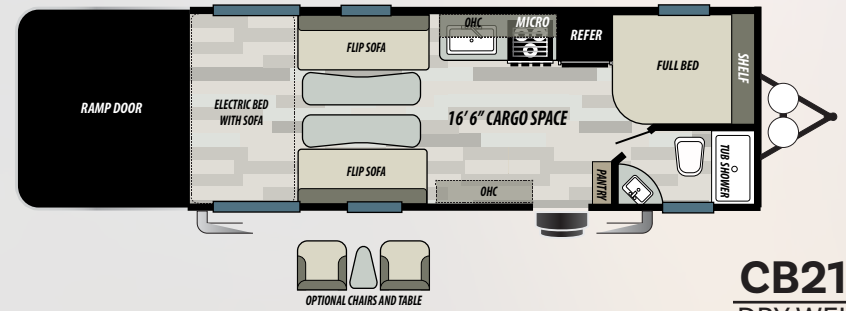
WALK-AROUND QUEEN BED



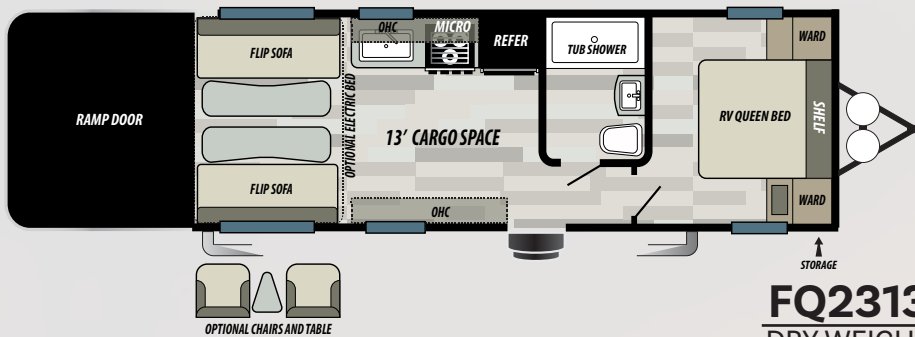
GLASS SHOWER



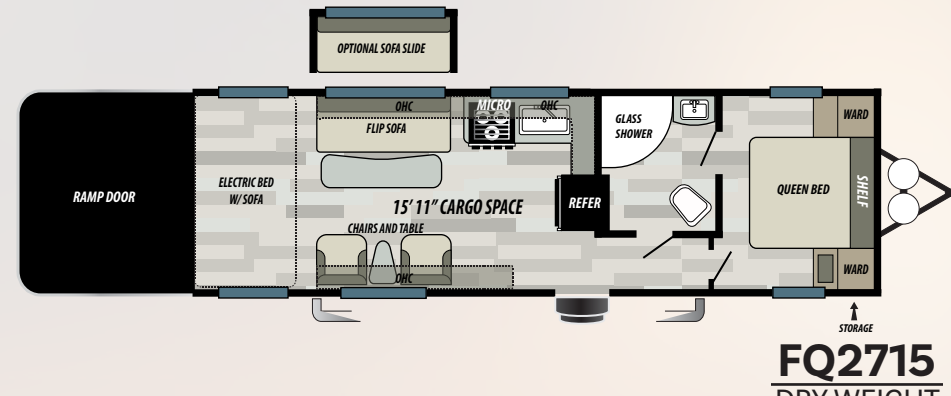
CB1913
 DRY WEIGHT
 6,399 LBS



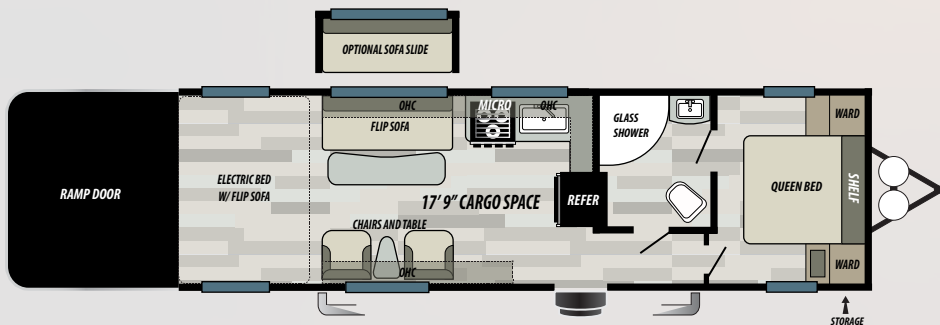
CB2116
 DRY WEIGHT
 6,747 LBS



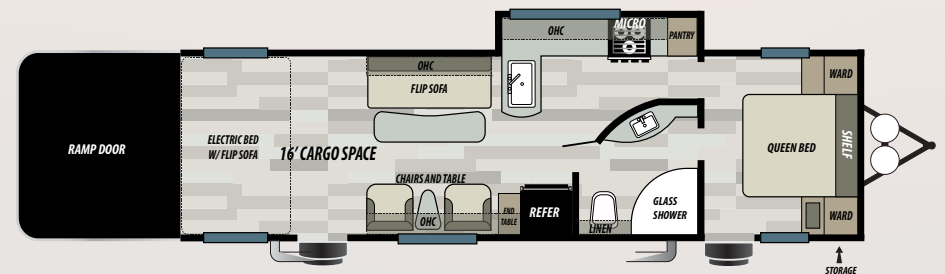
FQ2313
 DRY WEIGHT
 6,809 LBS



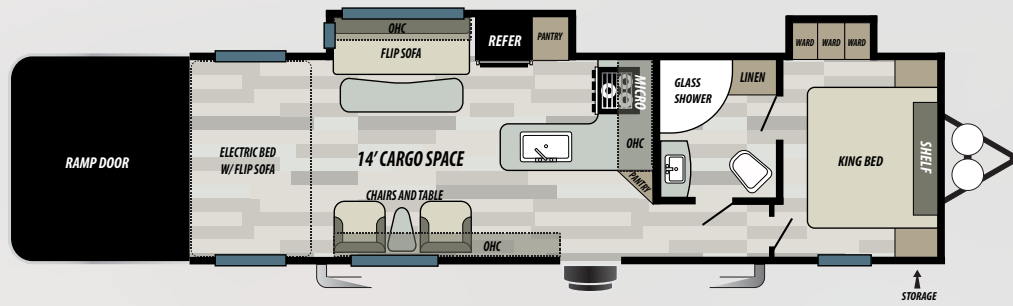
FQ2715
 DRY WEIGHT
 7,750 LBS



FQ2817
 DRY WEIGHT
 8,212 LBS



FQ2916
 DRY WEIGHT
 9,108 LBS



FK3014G
 DRY WEIGHT
 TBD



FLOORPLAN KEY

- OHC**
OVERHEAD CABINET
- WARD**
WARDROBE
- MICRO**
MICROWAVE
- REFER**
REFRIGERATOR

	CB1913	CB2116	FQ2313	FQ2715	FQ2817	FQ2916	FK3104G
HITCH WEIGHT (LBS.)	853	1,099	959	1,092	1,174	1,360	TBD
GROSS VEHICLE WEIGHT RATING (LBS.)	9,999	9,999	9,999	9,999/10,999*	12,100	13,360	TBD
UNLOADED VEHICLE WEIGHT (LBS.)	6,399	6,747	6,809	7,750	8,212	9,108	TBD
CARGO CARRYING CAPACITY (LBS.)	3,600	3,252	3,190	2,249/3245*	3,888	4,252	TBD
EXTERIOR LENGTH (FT.)	25'7"	28'7"	28'8"	33'6"	35'	35'10"	36'10"
EXTERIOR HEIGHT (FT.)	12'	12'	12'	12'7"	12'7"	12'9"	12'9"
FRESH WATER (GAL.)	86	146	146	146	150	150	150
GREY WATER (GAL.)	65	65	65	65	65	80	65
BLACK WATER (GAL.)	35	35	40	40	40	40	40
TIRE SIZE (IN.)	15"	15"	15"	15"	16"	16"	16"

G-SERIES *

STANDARDS & OPTIONS

(CB1913, CB2116, CB2116G, FQ2313, FQ2313G)

STANDARD FEATURES

- 60" x 80" Residential queen mattress – Main bedroom (N/A 1913 & 2116)
- Heated & Enclosed Underbelly
- 35 Gallon Fuel Station
- 146 Gallon Fresh Water Capacity (86 gallon on CB1913)
- 60 Gallon Grey Tank / 40 Gallon Black Tank
- 6 Gallon Gas & Electric Water Heater
- 13,500 BTU Ducted Air Conditioner
- 30,000 BTU Furnace
- 6 cu ft Double Door Refrigerator
- 102" Wide Body Construction
- 1,200 lb. Tie Downs Mounted to Steel
- 3,000 lb. Radius Ramp Door
- Single Electric Bed – CB1913 & FS2313
- Electric Bed and Bottom Flip Sofa – CB2116
- Outside Shower
- Drive-on Wheel Well (Door Side)
- Glass Shower Door
- Electronic Charging Stations (3)
- 2" Fully Insulated Floor
- AM/FM Bluetooth Radio with Interior & Exterior Speakers

G-SERIES PACKAGE

- Aluma-Wall Fiberglass
- Kenwood Audio
- Night Shades
- Power Awning

MANDATORY OPTIONS

- 200 watt solar panel & regulator
- Power Stabilizer Jacks all 4 corners
- Denver Pillow Top Mattress
- LG Solid Surface Kitchen Countertop
- Aluminum Wheels
- 22" Chef's Oven with Recessed Glass Top
- Stainless Steel Appearance Appliances
- Ramp Door Patio Cables
- LED Awning Light Strip

AVAILABLE OPTIONS

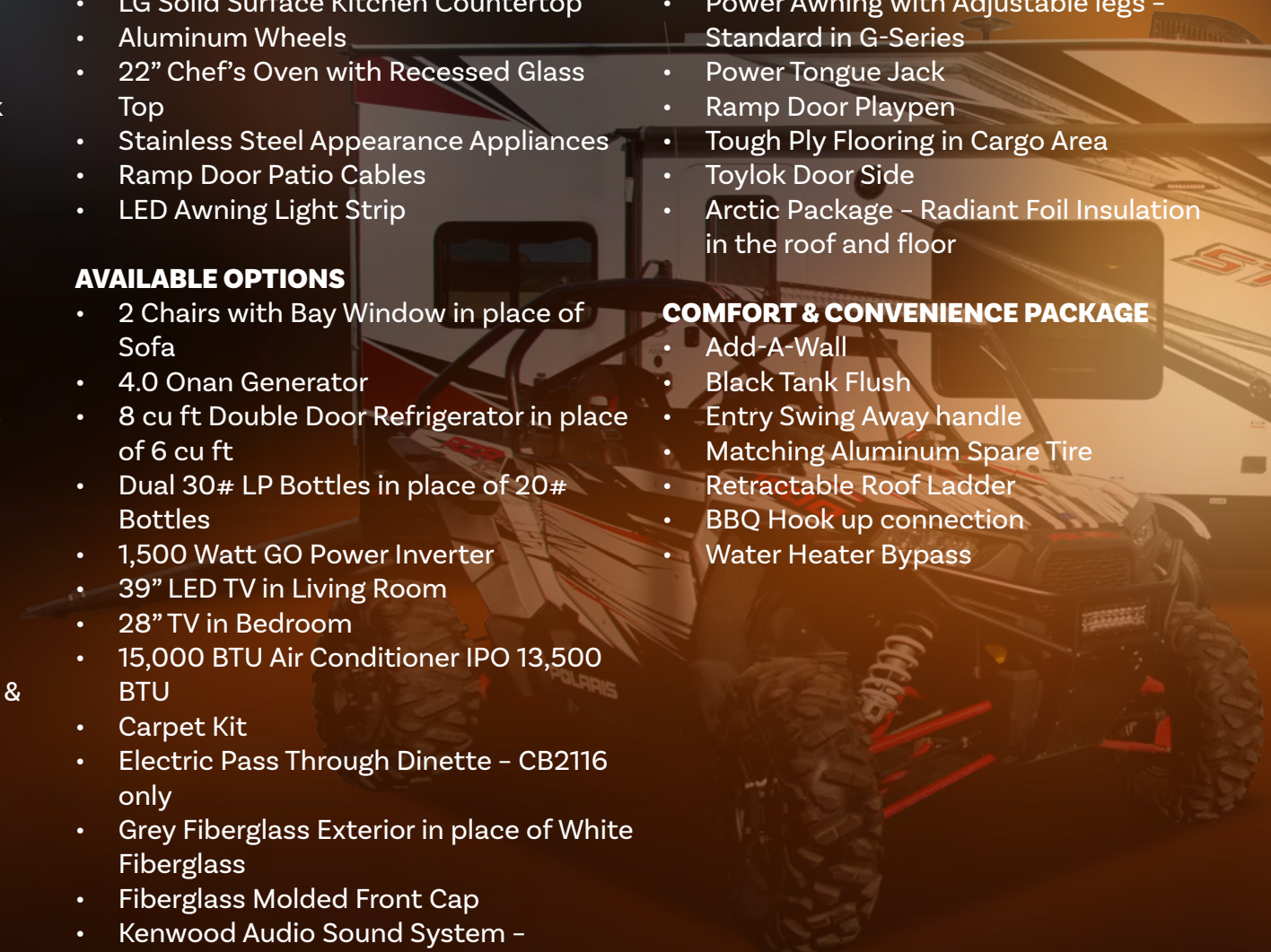
- 2 Chairs with Bay Window in place of Sofa
- 4.0 Onan Generator
- 8 cu ft Double Door Refrigerator in place of 6 cu ft
- Dual 30# LP Bottles in place of 20# Bottles
- 1,500 Watt GO Power Inverter
- 39" LED TV in Living Room
- 28" TV in Bedroom
- 15,000 BTU Air Conditioner IPO 13,500 BTU
- Carpet Kit
- Electric Pass Through Dinette – CB2116 only
- Grey Fiberglass Exterior in place of White Fiberglass
- Fiberglass Molded Front Cap
- Kenwood Audio Sound System –

Standard in G-Series

- Night Shades in place of mini blinds – Mandatory on metal units. Standard in G-Series
- Power Awning with Adjustable legs – Standard in G-Series
- Power Tongue Jack
- Ramp Door Playpen
- Tough Ply Flooring in Cargo Area
- Toylok Door Side
- Arctic Package – Radiant Foil Insulation in the roof and floor

COMFORT & CONVENIENCE PACKAGE

- Add-A-Wall
- Black Tank Flush
- Entry Swing Away handle
- Matching Aluminum Spare Tire
- Retractable Roof Ladder
- BBQ Hook up connection
- Water Heater Bypass



(FQ2715, FQ2715G, FQ2817, FQ2817G, FQ2916, FQ2916G, FK3014G)

STANDARD FEATURES

- 4.0 Onan Generator
- 35 Gallon Fuel Station
- 2 Chairs with Bay Window
- 60" x 80" Residential queen mattress
- Heated & Enclosed Underbelly
- 146 Gallon Fresh Water Capacity
- 60 Gallon Grey Tank / 40 Gallon Black Tank
- 6 Gallon Gas & Electric Water Heater
- 30,000 BTU Furnace
- 102" Wide Body Construction
- 1,200 lb. Tie Downs Mounted to Steel
- 3,000 lb. Radius Ramp Door
- Beaver Tail Floor
- Electric Awning with Adjustable Legs
- Electric Bed and Bottom Flip Sofa
- Outside Shower
- Drive-on Wheel Well (Door Side)
- Glass Shower Door
- Electronic Charging Stations (2)
- 2" Fully Insulated Floor
- AM/FM Bluetooth Radio with Interior & Exterior Speakers

G-SERIES PACKAGE

- Aluma-Wall Fiberglass
- Kenwood Audio
- Night Shades
- Power Awning
- 10 Gallon Water Heater
- Fender Skirts w/ Radius Auto Mold

MANDATORY OPTIONS

- 200 watt solar panel & regulator
- Power Stabilizer Jacks all 4 corners
- Denver Pillow Top Mattress
- LG Solid Surface Kitchen Countertop
- Aluminum Wheels
- 1.6 cu ft Stainless Steel Microwave
- 22" Chef's Oven with Recessed Glass Top
- Stainless Steel Appearance Appliances
- Ramp Door Patio Cables
- LED Awning Light Strip

AVAILABLE OPTIONS

- 5.5 Onan Generator w/ 50 Amp Service and 13,500 BTU AC in bedroom
- 10 Gal Water Heater in Place of 6 Gallon - Standard G-Series
- Dual 30# LP Bottles in place of 20# Bottles
- 1,500 Watt GO Power Inverter
- Carpet Kit
- Electric Pass Through Dinette in place of electric bed sofa
- 39" LED TV in Living Room
- 28" TV in Bedroom
- Fiberglass molded front cap
- Grey Fiberglass Exterior IPO White Fiberglass
- Kenwood Audio Sound System Standard in G-Series
- Night Shades in place of mini blinds - Mandatory on metal units. Standard in G-Series

- Power Tongue Jack
- Ramp Door Playpen
- Sofa Slide-out with Cabinets - not available on FQ2916 or SG2910
- Tough Ply Flooring in Cargo
- Toylok Door Side
- Arctic Package - Radiant Foil Insulation in the roof and floor

COMFORT & CONVENIENCE PACKAGE

- Add-A-Wall
- Black Tank Flush
- Entry Swing Away handle
- Matching Aluminum Spare Tire
- Retractable Roof Ladder
- BBQ Hook up connection
- Water Heater Bypass
- 8 cu ft Refrigerator
- 15,000 BTU Air Conditioner



FQ2916 SHOW WITH G-SERIES PACKAGE

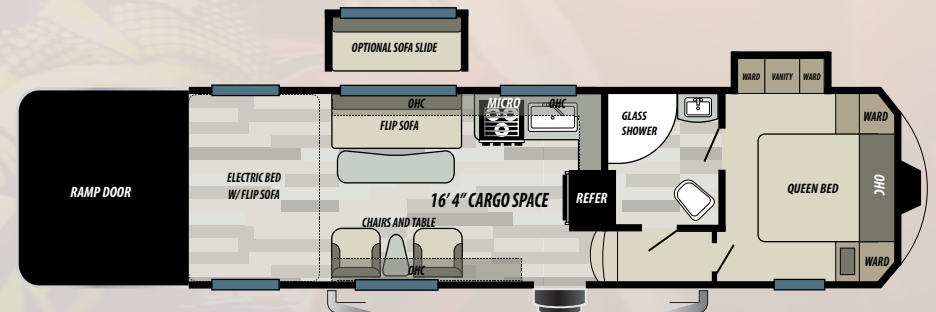
FIFTH WHEEL SERIES

SA2816

PHANTOM GREY INTERIOR
9,640 LBS

SHOWN WITH CARPET KIT,
SOFA SLIDE, AND 39" TV
WITH BRACKET OPTION

WALK-AROUND QUEEN BED WITH WARDROBE SLIDE



SA2816G
DRY WEIGHT
9,640 LBS

STANDARDS & OPTIONS

FIFTH WHEEL SERIES

STANDARD FEATURES

- 4.0 Onan Generator
- 35 Gallon Fuel Station
- 2 Chairs with Bay Window
- 60" x 80" Residential queen mattress – Main bedroom
- Heated & Enclosed Tanks
- 150 Gallon Fresh Water Capacity
- 65 Gallon Grey Tank / 40 Gallon Black Tank
- 30,000 BTU Furnace
- 15,000 BTU Ducted A/C
- 8 cu ft Double Door Refrigerator
- 102" Wide Body Construction
- 1,200 lb. Tie Downs Mounted to Steel
- 3,000 lb. Radius Ramp Door
- Beaver Tail Floor
- Electric Awning with Adjustable Legs
- Electric Bed and Bottom Flip Sofa
- Outside Shower
- Glass Shower Door
- Electronic Charging Stations (2)

- 2" Fully Insulated Floor
- Kenwood Touch DVD Player with Interior & Exterior Speakers
- Black Tank Flush
- BBQ Hook up connection
- Flipped Axles
- Bedroom Slideout

MANDATORY OPTIONS

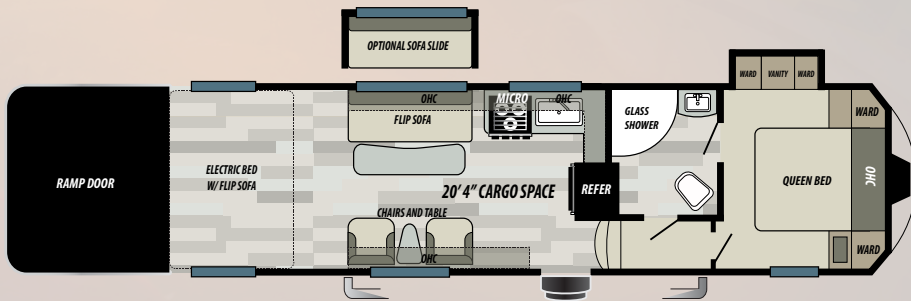
- 200 watt solar panel & regulator
- Power Stabilizer Jacks Rear
- Denver Pillow Top Mattress
- LG Solid Surface Kitchen Countertop
- Aluminum Wheels
- 1.6 cu ft Stainless Steel Microwave
- 22" Chef's Oven with Recessed Glass Top
- Ramp Door Patio Cables
- LED Awning Light Strip
- 10 Gallon Water Heater

AVAILABLE OPTIONS

- 5.5 Onan Generator w/ 50 Amp Service and 13,500 BTU AC in bedroom
- 1,500 Watt GO Power Inverter
- Carpet Kit
- Electric Pass Through Dinette in place of electric bed sofa
- 39" LED TV in Living Room
- 28" TV in Bedroom
- Grey Fiberglass Exterior in place of White Fiberglass
- Ramp Door Playpen
- Sofa Slide-out with Cabinets
- Tough Ply Flooring in Cargo
- Toylok Door Side
- Arctic Package – Radiant Foil Insulation in the roof and floor

COMFORT & CONVENIENCE PACKAGE

- Add-A-Wall
- Entry Swing Away handle
- Matching Aluminum Spare Tire
- Retractable Roof Ladder
- Water Heater Bypass



SA3320G
 DRY WEIGHT
9,954 LBS

	SA2816G	SA3320G
HITCH WEIGHT (LBS.)	2,210	2,458
GROSS VEHICLE WEIGHT RATING (LBS.)	14,210	14,999
UNLOADED VEHICLE WEIGHT (LBS.)	9,640	9,954
CARGO CARRYING CAPACITY (LBS.)	4,570	5,045
EXTERIOR LENGTH (FT.)	32' 6"	36' 6"
EXTERIOR HEIGHT (FT.)	13' 4"	13' 4"
FRESH WATER (GAL.)	150	150
GREY WATER (GAL.)	65	65
BLACK WATER (GAL.)	40	40
TIRE SIZE (IN.)	16"	16"

SPORT SERIES

FS2413



CARBON GREY INTERIOR
6,251 LBS

SHOWN WITH 2 CHAIRS
AND TABLE OPTION



LIVE EDGE COUNTERTOPS

BEDROOM



STANDARDS & OPTIONS

SPORT SERIES

STANDARD FEATURES

- Heated & Enclosed Underbelly
- 86 Gallon Fresh Water Capacity
- 40 Gallon Grey Tank / 40 Gallon Black Tank
- 6 Gallon Gas & Electric Water Heater
- 13,500 BTU Ducted Air Conditioner
- 30,000 BTU Furnace
- 6 cu ft Double Door Refrigerator
- 102" Wide Body Construction
- 1,200 lb. Tie Downs Mounted to Steel
- 3,000 lb. Radius Ramp Door
- 2" Fully Insulated Floor
- Thermafoil Countertops

AVAILABLE OPTIONS

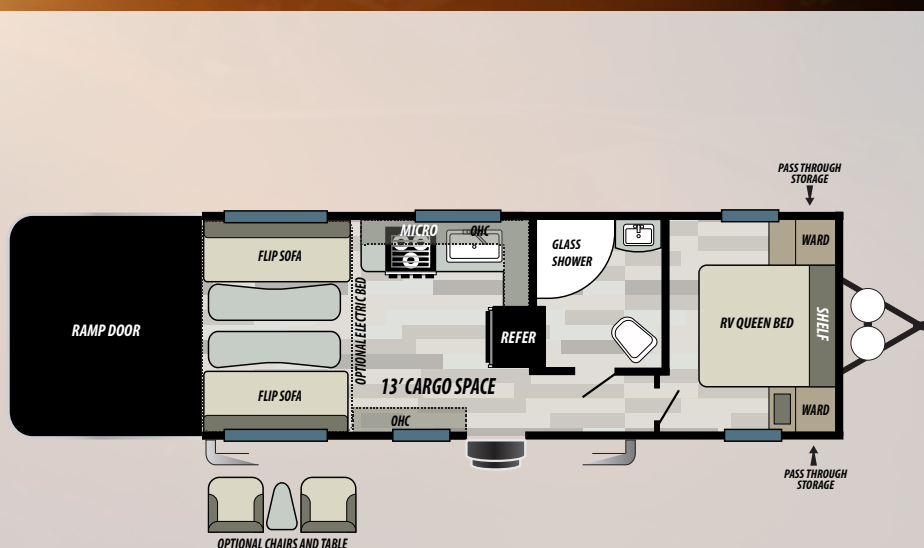
- 2 Chairs with Bay Window in place of Sofa
- Dual 30# LP Bottles in place of 20# Bottles
- 15,000 BTU Air Conditioner IPO 13,500 BTU
- Retractable Exterior Roof Ladder
- Water Heater Bypass
- Power Awning with adjustable legs
- Arctic Package - Radiant Foil Insulation in the roof and floor
- 135W Solar Panel w/ Regulator

ENTERTAINMENT PACKAGE

- Bluetooth stereo w/ Interior & Exterior Speakers
- TV Antenna w/ Booster
- Electric Charging Stations (3)

COMFORT AND CONVENIENCE PACKAGE

- Black Tank Flush
- Stabilizer Jacks (4)
- Matching Aluminum Spare Tire
- Single Electric Bed
- Solar Prep
- 20 Gallon Fuel Station
- Denver Pillowtop Mattress
- Night Shades



FS2413
 DRY WEIGHT
6,251 LBS

	FS2413
HITCH WEIGHT (LBS.)	871
GROSS VEHICLE WEIGHT RATING (LBS.)	9,999
UNLOADED VEHICLE WEIGHT (LBS.)	6,251
CARGO CARRYING CAPACITY (LBS.)	3,748
EXTERIOR LENGTH (FT.)	30'1"
EXTERIOR HEIGHT (FT.)	12'1"
FRESH WATER (GAL.)	86
GREY WATER (GAL.)	40
BLACK WATER (GAL.)	40
TIRE SIZE (IN.)	15"



FREE MEMBERSHIP
to Forest River Owners' Group



www.forestriverfrog.com



Learn More
Scan this barcode using
a QR Reader on your
smart phone to learn
more about Forest River.



A Berkshire Hathaway company.

FOREST RIVER INC., 255 S PEPPER AVE RIALTO, CA 92376 | (909) 873-3777
WWW.FORESTRIVERINC.COM/STEALTH | WWW.FORESTRIVERACCESSORIES.COM

YOUR STEALTH DEALER



www.ForestRiverBuyLocal.com

Specification Definitions

GVWR (Gross Vehicle Weight Rating) - is the maximum permissible weight of the unit when fully loaded. It includes all weights, inclusive of all fluids, cargo, optional equipment and accessories. For safety and product performance do NOT exceed the GVWR.

GAWR (Gross Axle Weight Rating) - is the maximum permissible weight, including cargo, fluids, optional equipment and accessories that can be safely supported by a combination of all axles.

UVW (Unloaded Vehicle Weight)* - is the typical weight of the unit as manufactured at the factory. It includes all weight at the unit's axle(s) and tongue or pin and LP Gas. The UVW does not include cargo, fresh potable water, additional optional equipment or dealer installed accessories.

*Estimated average based on standard build optional equipment.

CCC (Cargo Carrying Capacity)** - is the amount of weight available for fresh potable water, cargo, additional optional equipment and accessories. CCC is equal to GVWR minus UVW. Available CCC should accommodate fresh potable water (8.3 lbs per gallon). Before filling the fresh water tank, empty the black and gray tanks to provide for more cargo capacity. ** Estimated average based on standard build optional equipment

Each Forest River RV is weighed at the manufacturing facility prior to shipping. A label identifying the unloaded vehicle weight of the actual unit and the cargo carrying capacity is applied to every Forest River RV prior to leaving our facilities. The load capacity of your unit is designated by weight, not by volume, so you cannot necessarily use all available space when loading your unit.

All information contained in this brochure is believed to be accurate at the time of publication. However, during the model year, it may be necessary to make revisions and Forest River, Inc., reserves the right to make all such changes without notice, including prices, colors, materials, equipment and specifications as well as the addition of new models and the discontinuance of models shown in this brochure. Therefore, please consult with your Forest River dealer and confirm the existence of any materials, design or specifications that are material to your purchase decision. Litho. U.S.A. FOR 1420 P/W: 2018.3.1