
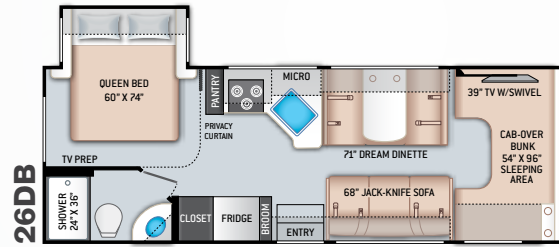
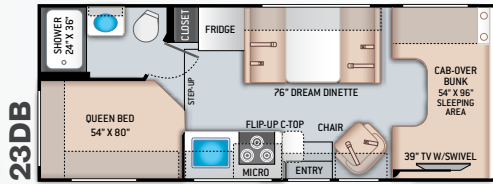
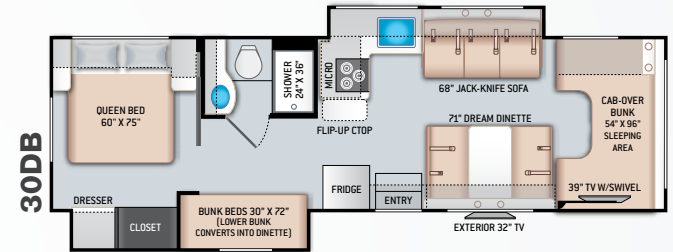
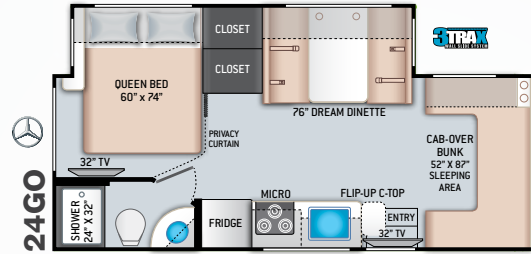
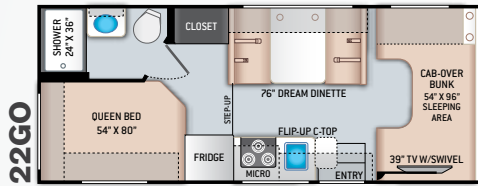
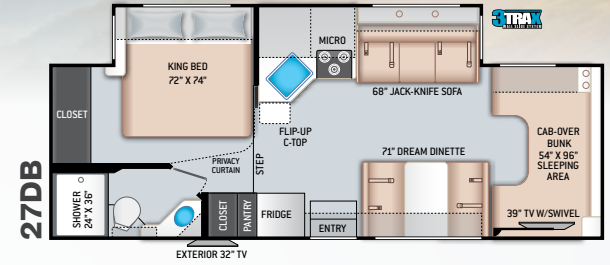
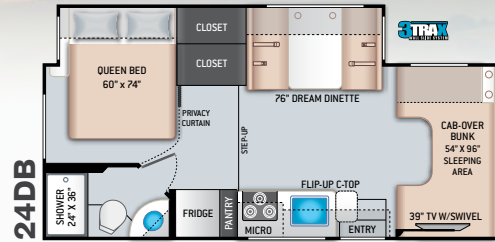
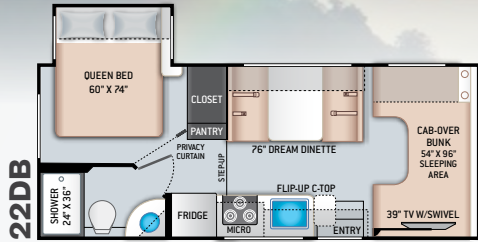




DAYBREAK®



STANDARD GRAPHICS



BLACK SABLE II

Featured Highlights

CONSTRUCTION & EXTERIOR

- Ford® E-Series Chassis with 7.3L Triton® V10, 305HP & 468 lb.-ft. Torque (22DB, 22GO, 23DB, 24DB, 26DB, 27DB & 30DB)
- Chevrolet® Chassis with 6.0L V8, 323HP & 373 lb.-ft. Torque (22DB, 22GO, 23DB, 24DB, & 26DB)
- Mercedes-Benz Sprinter® Diesel Chassis (24GO)
- Premium One-Piece TPO Roof
- One-Piece Fiberglass Front Cap
- Slick Fiberglass Exterior with Graphics Package
- Electric Stabilizing System (24GO, 24DB, & 27DB)
- MEGA-Storage™ Compartment
- Portable Folding Table (23DB)
- Electric Entry Step with Accent Light (24GO)
- Drop Down Stairwell Entrance Step with Accent Light Under Step on Separate Switch (22DB, 22GO, 23DB, 24DB, 26DB, 27DB & 30DB)
- Lighted Rotocast Storage Compartments
- Flush Mount Radius Compartment Doors
- Power Patio Awning with Integrated LED Lighting
- Slideout Room Topper Awnings (N/A 22GO & 23DB)
- Roof Ladder
- Electric Entry Step (24GO)
- Black Framed Windows
- Welded Tubular Aluminum Roof & Sidewall Cage Construction
- 5,000-lb. Trailer Hitch (24GO)
- 8,000-lb. Trailer Hitch (N/A 24GO)

AUTOMOTIVE & COCKPIT

- Touchscreen Dash Radio with Back-Up Monitor (N/A 24GO)
- Touchscreen Dash Radio (24GO)
- SiriusXM® Radio Tuner & Antenna
- Deluxe Exterior Mirrors (N/A 24GO)
- Deluxe Heated/Remote Exterior Mirrors (24GO)
- Power Windows & Door Locks
- Keyless Entry System (24GO, 27DB & 30DB)
- Tilt Steering Wheel
- Cruise Control
- Map Light
- Emergency Engine Start Switch (N/A 24GO)
- Leatherette Driver & Passenger Captains Chairs (24GO)
- Windshield Privacy Curtain
- Aluminum Running Boards (N/A 24GO)
- Valve Stem Extenders (24GO, 27DB & 30DB)
- Stainless Steel Wheel Liners
- LED Taillights

INTERIOR

- Rubber Tread Entry Steps with Lighted Step Well
- Residential Vinyl Flooring
- 84" Interior Ceiling Height
- Hard Vinyl Ceiling
- LED Lighting
- Ceiling Ducted Air Conditioning System (24GO, 24DB, 26DB, 27DB & 30DB)
- Cab-Over Bunk Ladder
- USB Charging Port at Dinette

- Irish Maple High-Sheen Flat Panel Cabinet Doors with Nickel Finish Hardware
- Decorative Glass Inserts in Kitchen Overhead Cabinet Doors
- Ball-Bearing Metal Drawer Guides
- Window Privacy Shades
- Dream Dinette® Booth
- Fabric Barrel Chair (23DB)
- Fabric Jack-Knife Sofa (26DB, 27DB & 30DB)

KITCHEN

- Double Door Gas/Electric RV Refrigerator
- Recessed 3-Burner Gas Cooktop/Oven with Glass Cover (N/A 24GO)
- Recessed 3-Burner Gas Cooktop with Glass Cover (24GO)
- Protective Cover & Task Lighting Above Cooktop
- Convection Microwave Oven (24GO)
- Microwave Oven (N/A 24GO)
- Flip-Up Countertop Extension (N/A 26DB)
- Pop-Up Countertop Outlet & Charging Center for Electronics (27DB & 30DB)
- Pantry (24DB, 26DB & 27DB)
- Kitchen Waste Basket
- Large Single Bowl Stainless Steel Sink with Single Handle Faucet & Pull-Down Sprayer
- Metal Pan Drawer Front(s) Matching Cooktop Below Cooktop (N/A 24GO)
- Pressed Laminate Kitchen Countertops with Under Mounted Sink with Sink Cover(s)

BEDROOM & BATHROOM

- King Size Bed (27DB)
- Queen Size Bed (N/A 27DB)

- Bedsread & Pillow Shams
- Bunk Beds that Convert to Dinette (30DB)
- Bedroom 12-volt Outlet for CPAP Machine
- Foot Flush Toilet
- Stainless Steel Bathroom Sink
- Robe/Towel Hooks in Bathroom
- Shower with Curtain (22DB & 22GO)
- Shower with Anti-Bacterial Curtain (N/A 22DB & 22GO)

ENTERTAINMENT

- 32" TV on Manual Swivel (24GO)
- 39" TV on Manual Swivel in Cab-Over (N/A 24GO)
- 32" TV in Bedroom (24GO)
- Bedroom TV Prep with HDMI Cable (N/A 22GO, 23DB & 24GO)
- Two (2) 15.5" TVs & DVD Player in Bunk Bed Area (30DB)
- HDMI Video Distribution Box (N/A 22GO & 23DB)
- Cable TV Ready
- Digital TV Antenna
- Wall Cubby with Net & USB Charging Port
- Exterior 32" TV on Manual Swivel Bracket with Bluetooth® Sound Bar (27DB & 30DB)

ELECTRICAL & PLUMBING

- Onan® RV QG 3600 LP Generator (24GO)
- Onan® RV QG 4000 Gas Generator (N/A 24GO)
- 30-amp Shoreline Power Cord
- Automatic Shoreline-to-Generator Transfer Switch

- 13,500 BTU Roof Air Conditioner
- Auxiliary House Battery
- Battery Disconnect Switch
- Solar Prep - Includes Solar Controller
- 100-watt Solar Charging System with Power Controller with Group 31 Battery (24GO)
- Exterior LP Connection (24GO, 27DB & 30DB)
- Tankless Water Heater (24GO)
- 6-gallon DSI Gas/Electric Water Heater (N/A 24GO)
- Water Heater Bypass System (N/A 24GO)
- 1" Fresh Water Tank Drain
- 360° Siphon® RV Holding Tank Vent Cap
- Black Tank Flush System
- Outside Shower (24GO & 30DB)
- Systems Control Center

For a complete listing of available features, visit freedom-motorhomes.com/daybreak-class-c.



	22DB	22GO	23DB	24DB	26DB	27DB	30DB	24GO
Chassis	Ford / Chevy	Ford / Chevy	Ford / Chevy	Ford / Chevy	Ford / Chevy	Ford	Ford	Mercedes-Benz® Sprinter
Gross Vehicle (GVWR)	12,500 / 12,300	12,500 / 12,300	12,500 / 12,300	12,500 / 14,200	12,500 / 14,200	14,500	14,500	11,030
Gross Combined (GCWR)	18,500 / 16,000	18,500 / 16,000	18,500 / 16,000	18,500 / 20,000	18,500 / 20,000	22,000	22,000	15,250
Wheel Base	158" / 159"	158" / 159"	158" / 159"	168" / 169"	183" / 184"	209"	223"	170.3"
Exterior Length (w/o ladder)	24' / 24'-6"	24' / 24'-6"	24'-9.5" / 25'-3.75"	24'-11" / 25'-5"	27'-5.5" / 27'-12"	28'-11"	32'-2"	24'-8"
Exterior Height (w/AC)	11'	11'	11'	11'-2"	11'	11'	11'	11'-7"
Exterior Width (w/o mirrors)	99"	99"	99"	99"	99"	99"	99"	90"
Interior Height (living area)	84"	84"	84"	84"	84"	84"	84"	84"
Awning Size	15'	15'	15'	16'	18'	20'	10'-6"	15'
Fuel (gal)	55 / 57	55 / 57	55 / 57	55 / 57	55	55	55	26.4
LPG (lbs)	40.9	40.9	40.9	40.9	40.9	40.9	40.9	68.2
Fresh/Waste/Gray Water (gal)	40 / 29 / 25	50 / 24.5 / 37	40 / 24.5 / 38.5	40 / 34.5 / 37	40 / 29 / 25	40 / 34.5 / 37	40 / 26 / 31	30 / 24.5 / 38
Water Heater (gal)	6	6	6	6	6	6	6	Tankless
Furnace (BTUs)	19,000	19,000	19,000	30,000	30,000	30,000	30,000	30,000
Exterior Storage Capacity (cu. ft.)	30.9	50.3	69.5	40	40	55.5	64.8	48.5
Hitch Weight Rating (lbs)	8,000	8,000	8,000	8,000	8,000	8,000	8,000	5,000



IMPORTANT-PLEASE READ: This brochure reflects product design, fabrication, material, components and specifications at the date of printing, which date is disclosed below. Please visit us online at daybreakmotorhomes.com or consult with your selling dealership for the latest in standards, options, specification and technical information. Photographs in the brochure may depict optional equipment or may only be available in certain floor plans. Components, appliances and the chassis may have been manufactured in a calendar year before the vehicle's designated model year. All capacities are approximate. The actual length of the vehicle may differ from that indicated in the brochure due to variances in the manufacturing processes and/or installed components. All dry weights are based on standard model features and do not include optional features or equipment. Component part and appliance manufacturers issue limited warranties covering portions of the vehicle not covered under the limited warranty we issue. Copyright Thor Motor Coach, Inc. © MY 06/04/2020

freedom-motorhomes.com