

LUXURY SUPER C DIESEL

Ghost



INNOVATION. QUALITY. VALUE. STANDARD FEATURES

Chassis

- International M.V. Chassis
- 25,999 Lbs. GVWR Chassis
- GCWR is 45,999
- 360 hp Cummins Diesel Engine
- 800 ft. lb. Torque
- 6 Speed 3000 Series Allison Transmission
- Full Air Brakes
- Rear Air Ride Suspension
- 20,000 lb. Tow Rating
- 100 Gallon Fuel Tank
- Aluminum Wheels w/ 22.5 Tires
- Engine Block Heater Switch in Bedroom
- Battery Disconnect
- Exhaust Brake
- Touch Screen Stereo/CD Player with USB, Bluetooth, Sirius Capabilities
- Back Up Camera & Side View Cameras
- Emergency Start Switch
- Cup Holders
- Power Driver and Passenger Seat

Exterior

- Seamless Gelcoat Fiberglass Sidewalls
- Azdel Composite Substrate
- High Strength Low Alloy Lightweight Steel Cage Throughout
- Laminated Steel Framed Door
- Frameless Radius Tinted Windows
- Heated and Remote Mirrors
- Seamless One Piece Front Fiberglass Cap w/ Columns
- Slide Out Toppers
- Seamless Wraparound Fiberglass Roof
- Fiberglass Rear Cap
- 4 Color Deluxe Full Body Paint
- Electric Patio Awning w/LED Lights
- Fully Automatic Leveling Jacks
- 50 AMP Power Cord Reel
- Lighted, Rubber Lined Galvanized Trunk Boxes
- Outside Shower
- Wineguard 360 Antenna
- Bus-Style Storage Doors
- Interior Door Handle

Electrical

- Battery Disconnect
- 2,000 Watt Inverter
- 50 Amp, 12 Volt Distribution Panel
- 60 Amp, 12 Volt Power Converter
- Water Heater By-Pass Kit
- 10 GPH Gas/Electric Water Heater
- 8.0 Onan Diesel Generator with Auto Start
- Exterior TV Jack
- Generator Auto Transfer Switch
- Exterior Security Light
- Nexair Fan w/Cover in Living Room
- 2 Extra Coach Battery w/ Tray
- Surge Protector (hard wired)
- Multiplex System

Heating and Cooling

- Dash AC
- 1, 13,500 Low Profile Roof A/C in Bedroom
- 15K Low Profile AC/w Heat Pump in Living
- HVAC Metal Ducting
- 35,000 BTU Furnace
- Heated and Enclosed Holding Tanks
- Above Floor Heat Ducts

Appliances

- 3 Door 20.7 LG Residential Refrigerator
- LP Gas Tank and Leak Detector
- Carbon Monoxide Detector
- 3 Burner Cook Top w/ Glass Cover
- OTR Convection Oven
- Water Filtration System Throughout
- Residential Faucet w/Sprayer
- Washer / Dryer Prep (33DS)

Décor

- Glazed Maple Residential Raised Panel Hardwood Cabinetry
- Window Treatments
- Power Roller Shades
- Nickel Pull Handles & Fixtures
- Upgraded Flooring
- Solid Surface Countertops Throughout
- Tile Back Splash in Kitchen

Furnishings

- Deluxe Tri-Fold Sofa
- Deluxe Dream Dinette Booth w/ Storage
- Euro Recliner (36DS)
- Deluxe Innerspring King Mattress 72" x 80" (60" x 74" 33DS)
- 40" TV with Swivel Arm Mount in Living Room
- 28" TV in Bedroom

Bath

- Large Medicine Cabinet
- Vessel Sink
- Electric Roof Vent
- Porcelain Toilet
- Shower Skylight
- Wall Light Switch
- Shower Head with Flexible Hose
- Glass Shower Door
- Black Tank Flush Kit

Miscellaneous

- Chrome Package
- Single Electric Entry Step
- Windows in Bunks (N/A Wardrobe)
- Dimmer Switches Throughout
- Side Splash Guard



WE BUILD YOUR DREAM

At NeXus RV, we believe in manufacturing a superior built motor home. Our brands — the Triumph Class C and Super C Diesel Motor home, The Phantom Class C Motor home, the Wraith Super C Diesel Motor home, the Ghost Super C Diesel Motor home, and the Viper Class B+ Motor home — are known in the industry for exclusive manufacturing philosophies, which begin with our strong foundation of high strength low alloy 20-gauge steel framing. We also believe there is an RV for everyone. Our company's principles reflect those of many privately held family owned companies that made the RV industry what it is today. We do what the customers and dealerships want, not what the stock market or shareholders suggest, as we are not a large publicly traded company. We are real people building RVs for real people.

Your Local Dealer



VISIT US ONLINE TO SEE ALL NEXUS BRANDS & SUPERIOR BUILT MOTOR HOMES. WWW.NEXUSR.V.COM

WWW.NEXUSR.V.COM



WWW.NEXUSR.V.COM

3400 REEDY DR. ELKHART, IN 46514

(855) RV NEXUS

Inspiration for your next destination.

Inside the NeXus RV Ghost Luxury Super C Diesel you will find your essentials comfortably at hand, combined with modern style, impeccable engineering and value. Our units are built on the strong foundation of quality and craftsmanship to ensure your passion for adventure.



DRIVE THE DIFFERENCE

You expect more, we deliver more. At NeXus RV we know your standards are high, and we strive not to meet but exceed your expectations. From the ground up the Ghost is designed to bring you complete comfort on the road. We proudly utilize only the finest components and building processes in the industry as a sign of our dedication to your satisfaction.


- ☑ International Dura Star Chassis
- ☑ Rear Air Ride Suspension System
- ☑ 6 Speed 3000 Series Allison Transmission
- ☑ 22.5" Tires
- ☑ GVWR 25,999 lbs.
- ☑ GCWR 45,999 lbs.



NeXCLUSIVE FEATURES



HSLA -HIGH STRENGTH LOW ALLOY STEEL
72% STRONGER THAN ALUMINUM




EXCLUSIVE DOUBLE COMPOSITE



ONE PIECE WRAPPED FIBERGLASS ROOF
NO SEAMS FROM FASTENERS ON RADIUS



TALON GEL COAT GLASS
FUSED FIBERGLASS WITH COMPOSITE BACKER



OPENINGS FRAMED IN STEEL
NO SQUEAKS OR LEAKS



FULL CAMPING SIMULATION
YOUR UNIT IS WORKING BEFORE THE DEALER RECEIVES IT



SHERWIN WILLIAMS RV SPECIFIC
PRIMER, PAINT AND CLEAR COAT
NO FLAKING OR DRIPPING



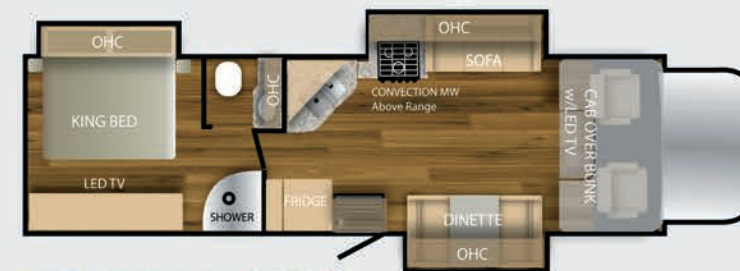
GALVANIZED STEEL STORAGE COMPARTMENT
WITH RUBBER STORAGE
PROTECTION FOR YOUR PERSONAL ITEMS

All sidewalls, floors and slide pieces are vacuum bond laminated and constructed with high strength low alloy steel. We surround every opening with HSLA. HSLA is a type of alloy steel with low carbon content which provides superior mechanical properties and resistance to corrosion.

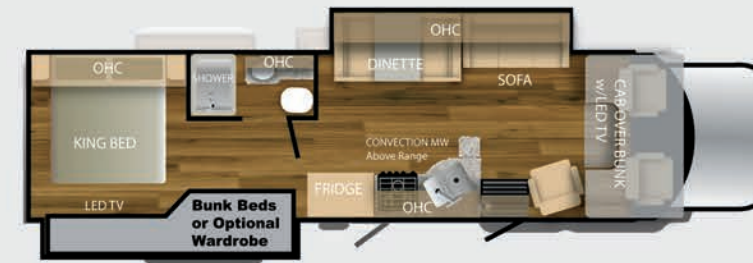
FLOORPLANS



GHOST 33DS | SLEEPS 6




GHOST 34DS | SLEEPS 8




GHOST 36DS | SLEEPS 8

PAINT



MIDNIGHT



COBRA



PLATINUM EARTH

SPECIFICATIONS

	33DS	34DS	36DS
GVWR	45,999	45,999	45,999
Wheelbase	239"	239"	264"
GCWR	n/a	n/a	n/a
Fuel Capacity	100gal	100gal	100gal
Exterior Length	33'	34'	36' 8"
Exterior Height	13'	13'	13'
Exterior Width	8'5"	8'5"	8'5"
Fresh Water	100gal	100gal	100gal
Grey Water	45gal	45gal	45gal
Black Water	45gal	45gal	45gal
LP	20.3gal	20.3gal	20.3gal
Water Heater	10gal	10gal	10gal

DECOR

FLOORING



Acacia



Oak

CABINETRY



Slate



Maple


FURNITURE



Pebble



Linen



Chocolate

Due to continual research and advances, manufacturer reserves the right to change specifications, design, price and equipment without notice and assumes no responsibility for any errors in the literature. Some items shown are not included as standard or optional equipment.