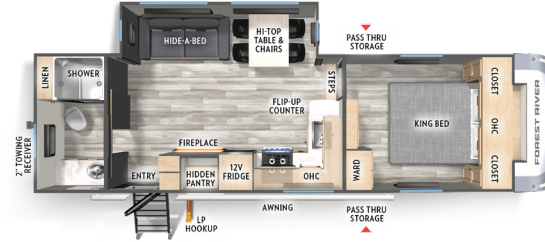


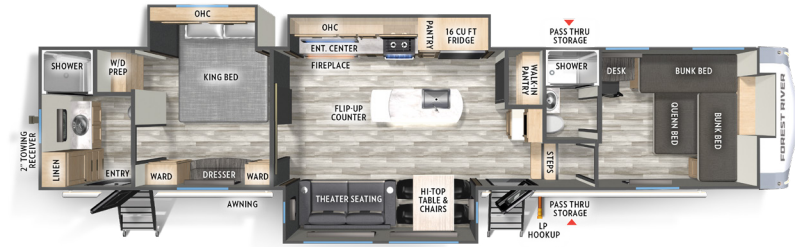
23RK *HITCH: 1,215 *GVWR: 9,275 *UVW: 7,313 CCC: 1,962 **LENGTH: 29' 4"
EXT. HEIGHT: 12' 4" *WIDTH: 96" †TANKS (F/B/G): 50 38 38 AWNING: 13'



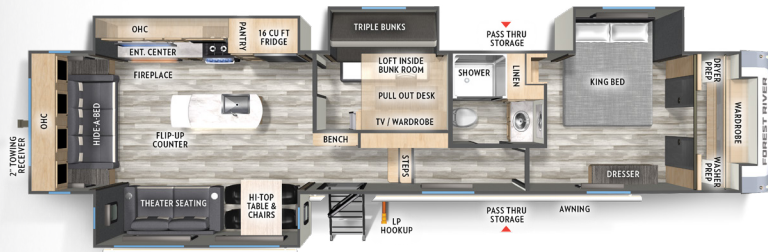
27RB *HITCH: 1,170 *GVWR: 9,970 *UVW: 7,533 CCC: 2,437 **LENGTH: 29' 11"
EXT. HEIGHT: 12' 4" *WIDTH: 96" †TANKS (F/B/G): 50 38 76 AWNING: 18'



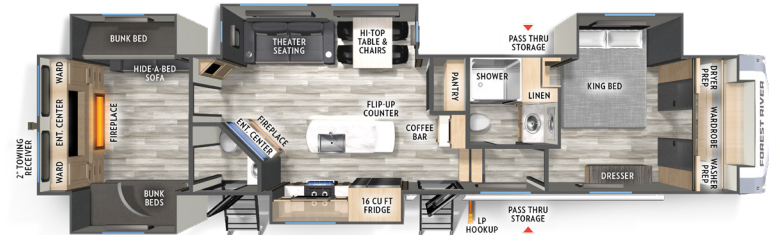
35FL *HITCH: 2,115 *GVWR: 14,115 *UVW: 10,708 CCC: 3,407 **LENGTH: 43' 5"
EXT. HEIGHT: 13' 2" *WIDTH: 96" †TANKS (F/B/G): 60 38 76 AWNING: 13'



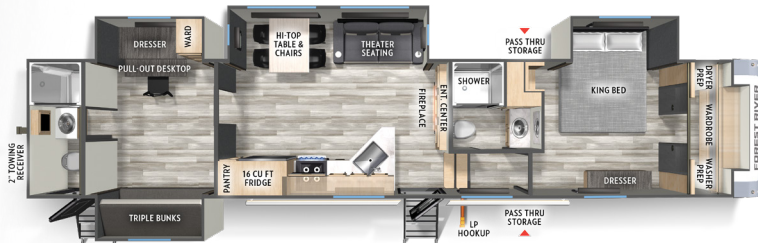
35FUN *HITCH: 2,135 *GVWR: 14,135 *UVW: 11,913 CCC: 2,222 **LENGTH: 42' 7"
EXT. HEIGHT: TBD *WIDTH: 96" †TANKS (F/B/G): 50 76 46 AWNING: TBD



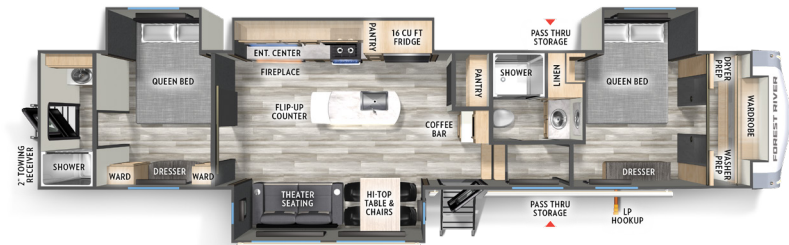
36MB *HITCH: 2,335 *GVWR: 14,335 *UVW: 11,538 CCC: 2,797 **LENGTH: 42' 7"
EXT. HEIGHT: 13' 2" *WIDTH: 96" †TANKS (F/B/G): 60 45 45 AWNING: 19'



37BEST *HITCH: 2,210 *GVWR: 15,498 *UVW: 12,698 CCC: 2,800 **LENGTH: 43' 7"
EXT. HEIGHT: TBD *WIDTH: 96" †TANKS (F/B/G): 50 76 76 AWNING: TBD



41DREAM *HITCH: 2,150 *GVWR: 14,908 *UVW: 12,208 CCC: 2,700 **LENGTH: 43' 3"
EXT. HEIGHT: 13' 6" *WIDTH: 96" †TANKS (F/B/G): 60 114 76 AWNING: TBD



402BEDS *HITCH: 2,175 *GVWR: 14,800 *UVW: 12,353 CCC: 2,447 **LENGTH: 42' 3"
EXT. HEIGHT: TBD *WIDTH: 96" †TANKS (F/B/G): 60 76 76 AWNING: TBD

STANDARDS & OPTIONS

CLIMATE PACKAGE

- Vacuum Bonded, Welded Aluminum Structure
- Best-in-Class Size, High Efficiency 35,000 BTU Furnace
- Tank Heaters
- 13,500 BTU Ducted A/C System w/ Second & Third A/C Prep
- 60K BTU On Demand Tankless Water Heater
- Dual Roof Vents for Breathable Attic
- Electric Fireplace w/ Thermostat Control & Remote
- PVC Roof Membrane w/ Lifetime Warranty
- 4'X6' Sectioned ABS Plastic Underbelly Armor

- 50 Amp Service
- Dual 20 lb. LP Tanks
- Sidewalls: 2" High Density Block Foam Insulation
- Roof: Residential Fiberglass Insulation
- Floor: Residential Fiberglass Insulation w/ 5/8" Tongue & Groove Plywood

EXPEDITION PACKAGE

- 4 Point Auto-Level
- 21" 2-in-1 Oven Range
- 30" OTR Microwave
- 10.7 Cu. Ft. 12V Refrigerator (23RK & 27RB)

- 16 Cu. Ft. 12V Refrigerator (N/A 23RK & 27RB)
- Residential Backsplash
- 50+ Gallon Fresh Water Capacity
- Hi-Top Free Standing Dinette w/ 4 Chairs
- Designer Roller Shades
- Two Power Awnings (Most Models)
- Heavy Duty Slam Latch Baggage Doors
- Motion Lighting Throughout
- 2" Towing Receiver w/ 4-Way Plug
- King Size Bed (N/A 402BEDS)
- Extra Large Pass-Through Storage
- "Easy Clean" Floors (N/A 402BEDS)
- Extra Wide Suburban Entry Steps

- Flush Floor, Linoleum Galley Slide-Out
- 32" Wide Entry Door w/ Friction Hinge
- Battery Disconnect Switch
- Tinted Windows
- "On the Go" Rear Ladder Prep
- Reverse Camera Prep
- Outdoor Shower
- LP Quick Connect

OPTIONS

- 2nd & 3rd 13,500 BTU A/C's (23RK & 27RB – Only 2nd A/C)
- 200W Solar Panel w/ 30 AMP Controller

FREE MEMBERSHIP
to Forest River Owners' Group



www.forestriverfrog.com



Learn More:
Scan this barcode using a QR reader on your smart phone to learn more about Forest River.




3603 S. NAPPANEE ST. ELKHART, IN 46517
WWW.FORESTRIVERINC.COM/RVS/CARDINAL



PRE-DELIVERY INSPECTION FACILITY

20,000 square feet of quality assurance. The bare essentials for a premium product. This state-of-the-art facility gives immediate daily feedback to production for quality assurance in every unit built.




24/7 EMERGENCY ROADSIDE ASSISTANCE WITH VEHICLE PURCHASE*

TOWING	WINCH-OUT
JUMP-STARTS	MOBILE MECHANIC
TIRE CHANGES	TECHNICAL SUPPORT
FLUID DELIVERY	DEALER LOCATOR SERVICES
LOCKOUT SERVICE	



*VALID FOR 1 YEAR FROM DATE OF PURCHASE



SPECIFICATION DEFINITIONS **GVWR (Gross Vehicle Weight Rating)** - is the maximum permissible weight of the unit when fully loaded. It includes all weights, inclusive of all fluids, cargo, optional equipment and accessories. For safety and product performance do NOT exceed the GVWR. // **GAWR (Gross Axle Weight Rating)** - is the maximum permissible weight, including cargo, fluids, optional equipment and accessories that can be safely supported by a combination of all axles. // **UVW (Unloaded Vehicle Weight)** - is the typical weight of the unit as manufactured at the factory. It includes all weight at the unit's axle(s) and tongue or pin and LP Gas. The UVW does not include cargo, fresh potable water, additional optional equipment or dealer installed accessories. *Estimated average based on standard build optional equipment. // **CCC (Cargo Carrying Capacity)**** - is the amount of weight available for fresh potable water, cargo, additional optional equipment and accessories. CCC is equal to GVWR minus UVW. Available CCC should accommodate fresh potable water (8.3 lbs per gallon). Before filling the fresh water tank, empty the black and gray tanks to provide for more cargo capacity. ** Estimated average based on standard build optional equipment. Each Forest River RV is weighed at the manufacturing facility prior to shipping. A label identifying the unloaded vehicle weight of the actual unit and the cargo carrying capacity is applied to every Forest River RV prior to leaving our facilities. The load capacity of your unit is designated by weight, not by volume, so you cannot necessarily use all available space when loading your unit.