

TAHOE™

SPORT BOATS



- T21 -



2024



OWN THE ADVENTURE

Sometimes, you just need to get away.

And there's nothing better equipped to help you make your escape from the craziness of the everyday than TAHOE runabouts and deck boats.

So, put on the tunes and put down the phones. Turn up the fun as you crank up the throttle. Forget about chores as you remember the joys of reeling in a fish. And let go of all your cares and concerns as you recapture time lost with family and friends.

Comfort, performance and styling come standard on every TAHOE. Add some water sports and fishing gear, and you're ready to rip up a wake, reel in a bass or just cruise into the sunset.

For 2024, we're adding on class-leading technology to select models with our exclusive TAHOE Cruise control screen that gives you unprecedented insight into critical functions and features of your boat and motor. Learn more on pages 10 and 11.

Adventure on, and find the TAHOE sport boat that meets your needs!



- T21 -

“Why did this Tahoe win?

First, we found it to be priced lower than similar-size boats. But, a low price alone doesn't win awards. No less than two members of our Tech Team stated that the Tahoe T21 is equivalent (if not superior) in ride, performance, construction and equipment to other similar boats. A review of our boat-test archive backs those assertions. As such, the T21 represents an outstanding buying experience delivering a higher-quality, higher-performing boat for a lower price than others in its category.”

-BOATING MAGAZINE

TABLE OF CONTENTS

A LEGACY OF TRUST	4
HIGH-CALIBER CRAFTSMANSHIP	6
POWERED TO PERFORM	8
TAHOE CRUISE DIGITAL DISPLAY	10
MODEL LINEUP OVERVIEW	12
SPORT SERIES INTRO	14
210 Si LIMITED	16
210 Si	20
210 S LIMITED	24
210 S	28
200 S	32
185 S	36
THE ALL NEW T21	40
T18	44
T16	48
DECK SERIES INTRO	52
2150 CC	54
2150	58
1950	62
ACCESSORIES	68
TRAILERS	70
SEE YOU ON THE WATER!	71

TAHOE
SPORT BOATS

Photos may show optional or special edition equipment available at an additional cost. Local taxes, license, registration and doc fees vary by state and are in addition to prices shown. Prices are approved by the manufacturer. Details in pricing, savings, features and promotions may vary by location and are subject to change without notice. Void where prohibited by law. Best efforts are used to ensure the accuracy of our advertising; however, errors, inaccuracies or omissions may sometimes occur. We do not guarantee the accuracy or completeness of information. We reserve the right to correct any errors, inaccuracies or omissions at any time and to cancel any order with no further obligation to you. Applicable tariffs may affect final price. See your local dealer for complete information. Prices shown do not include dealer freight and prep charges, unless otherwise noted. F.O.B. Springfield, MO, USA. Prices shown are based on United States currency. © 2024 White River Marine Group, LLC

A LEGACY OF TRUST

Johnny Morris founded Bass Pro Shops® in 1972 to provide anglers a one-stop shop filled with great deals on the gear they needed. In 1978, he extended that legacy to the boating industry with the BASS TRACKER®, the first-ever boat, motor, and trailer package.

Today, Bass Pro Shops and Cabela's® are recognized as the world's premier outdoors retailers and WHITE RIVER MARINE GROUP® (WRMG), the parent company to TAHOE® Boats, is the world's largest boat builder. In addition to TAHOE, WRMG crafts an array of fishing and recreational boats—aluminum and fiberglass—and off-road vehicles, right here in America!



“FROM ME AND THE ENTIRE TEAM AT TAHOE—WE’RE EXCITED TO HELP YOU FIND ADVENTURES ON THE WATER! WE KNOW THAT THE HIGH-CALIBER CRAFTSMANSHIP OF OUR BOATS WILL GIVE YOU AND YOUR FAMILY UNFORGETTABLE EXPERIENCES FOR YEARS TO COME. HAPPY BOATING!”

JOHNNY MORRIS
 Founder, Bass Pro Shops®

BACKED BY THE INDUSTRY LEADER IN BOATING

Want to see your new TAHOE boat in person? You'll find them at hundreds of quality dealers around the world, including more than 130 Bass Pro Shops Boating Centers and hundreds of quality dealers across North America. Many of these dealerships, including all of the Boating Centers, have a service center staffed with factory-trained and -certified technicians, so you're assured to have a full-service center nearby to keep you on the water.

Every location also follows our **NO HAGGLE NO HASSLE®** pricing policy—every model is priced at after-negotiation levels across all media. This means you'll find the same great prices at our dealerships as you will across our brochures, catalogs, ads and trackerboats.com. Whenever and wherever you shop, you'll get the industry's best value without having to bargain for it.



3 CONVENIENT WAYS TO SHOP



IN PERSON
 You'll find TAHOE boats at hundreds of quality dealers around the world, including more than 130 Bass Pro Shops and Cabela's locations and hundreds of independent dealers across North America.



ON THE PHONE
 Call **855.580.0755** to speak to one of our knowledgeable representatives at the White River Online Sales team. Our team is ready and waiting to help you launch the boat of your dreams!



ONLINE
 Visit **TAHOEBOATS.COM** to find more photos, videos, comprehensive boat features and specifications and complete pricing details. You can even apply for credit and order a boat!



HIGH-CALIBER CRAFTSMANSHIP

Eye-catching lines. Mirror-like gelcoat finishes. Comfortable seating.

The attention to detail TAHOE® designers put into the hull and deck is pretty easy to see. What's not so obvious is how the team creates each boat to be as strong and long-lasting as possible.

Beneath the deep, spacious **(1)** deck is a **(2)** structural liner that runs the full length and width of the **(3)** hull, providing support to high-stress points. Like the hull exterior and deck top-side, the liner has a smooth gelcoat finish to create sleek, easy-to-clean compartments.

In addition, we inject expanding flotation foam into the liner to improve flotation and reduce sound and vibrations. And then, we chemically bond the liner to the hull AND deck—we also mechanically fasten the deck to the hull—to create a one-piece structure.

Because at TAHOE, we apply the same high-caliber craftsmanship to the structure as we do the style.



1 DECK

2 STRUCTURAL LINER

3 HULL

We bond the deck, liner and hull to form a one-piece structure for maximum strength.

WE HAVE YOU COVERED

We back the quality craftsmanship of our boats with a great warranty to give you even more peace of mind. We warrant the hull, interior stringers and transom from material and workmanship defects for five years, and we cover components for one year. Plus, we are certified under the Mercury Marine Installation Quality Certification Program, which means sterndrive buyers get a two-year limited engine warranty from Mercury Marine®!



Perfectly prepared molds and careful gelcoat application create a mirror-like shine.

POWERED TO **PERFORM**


You expect a sport boat to perform like a sports car—fast, responsive and nimble.

Well, you're in for a treat with every TAHOE® runabout and deck boat.

For power, we factory rig every boat with a Mercury® outboard or MerCruiser® sterndrive engine, depending on the model. Both power plant options pair perfectly with the POWERGLIDE® hull design found on every model.

This hull design features a **(A)** sharp deadrise at the bow to cut through chop, and then a flatter section toward the stern for better side-to-side stability and on-plane performance. It also incorporates full-length **(B)** HYDROSTEP® strakes for lift and **(C)** reverse chines to produce tighter turns. The chines also direct water downward for a drier ride.

Of course, our team goes through rounds upon rounds of testing to make sure we're pairing the right horsepower motors with each model, the center of gravity is in the right place and everything is just right so that whether you're experienced or new to boating, you'll find it's easy to get the best performance out of your TAHOE, even loaded!



MERCURY
MerCruiser



STERNDRIVE

MERCURY



OUTBOARD

POWERGLIDE HULL

- A** Deep V hull
- B** HYDROSTEP lifting strakes
- C** Reverse chines



PERFORMANCE AT YOUR FINGERTIPS TAHOE CRUISE DIGITAL DISPLAY

TAHOE boats are made with uncompromising quality, plush comfort, and adrenaline-pumping performance. Now we're adding a greater degree of user-friendly functionality with a custom touchscreen control panel.

The TAHOE Cruise keeps you informed about your engine and gives you visibility over critical onboard functions. The 7" TAHOE Cruise is standard on T16 and T18 models while an 8" unit comes with every T21, 210 S, 210 Si, and 2150 CC.

Digital switching rests conveniently within a compact keypad. Intuitive, easy-to-use buttons keep every critical function of your boat—from lighting, bilge pumps, horn, accessories and more—right at your fingertips and instantly accessible.

- The **Main Display** is the "Home Screen" of the Digital Display. It's designed to be a feature-rich option that offers the most information at your fingertips.
- The **Sport Screen** is ideal for use with watersports. It features a big, bold, MPH reading that helps ensure you're at the perfect speed for skiing and wakeboarding.
- The **Cruise Screen** most closely represents a traditional gauge cluster, with speed, RPM, heading, and trim taking prominence. This keeps vital engine info at an easy glance when underway.
- The **Info Screen** lets you drill down into more detail about your engine, with info about engine hours (good for maintenance purposes), fuel flow rate, oil pressure and more.



SCAN HERE



FOR MORE INFO
AND USER GUIDE

SPORT SCREEN



CRUISE SCREEN



INFO SCREEN



3 COLOR MODES



CHOOSE YOUR OWN ADVENTURE

TAHOE 2024 MODEL LINE-UP



210 Si LIMITED

210 Si

210 S LIMITED

210 S

200 S

185 S

NEW FOR 2024
T21

T18

T16

2150 CC

2150

1950

Length	21'
Beam	8' 4"
Fuel Cap.	42 Gal.
Max HP	300
Max People/Weight	9/1,750 lbs.
Avg. Package Weight	4,850 lbs.

Length	21'
Beam	8' 4"
Fuel Cap.	42 Gal.
Max HP	300
Max People/Weight	9/1,750 lbs.
Avg. Package Weight	4,850 lbs.

Length	21' 5"
Beam	8' 4"
Fuel Cap.	45 Gal.
Max HP	225
Max People/Weight	10/1,700 lbs.
Avg. Package Weight	4,260 lbs.

Length	21' 5"
Beam	8' 4"
Fuel Cap.	45 Gal.
Max HP	225
Max People/Weight	10/1,700 lbs.
Avg. Package Weight	4,260 lbs.

Length	19' 10"
Beam	7' 10"
Fuel Cap.	35 Gal.
Max HP	175
Max People/Weight	8/1,335 lbs.
Avg. Package Weight	3,295 lbs.

Length	18' 5"
Beam	7' 10"
Fuel Cap.	24 Gal.
Max HP	150
Max People/Weight	8/1,100 lbs.
Avg. Package Weight	3,025 lbs.

Length	21' 5"
Beam	8' 2"
Fuel Cap.	42 Gal.
Max HP	200
Max People/Weight	11/1,520 lbs.
Avg. Package Weight	3,460 lbs.

Length	18' 5"
Beam	7' 10"
Fuel Cap.	20 Gal.
Max HP	115
Max People/Weight	9/1,235 lbs.
Avg. Package Weight	2,605 lbs.

Length	16' 5"
Beam	7' 6"
Fuel Cap.	13 Gal.
Max HP	75
Max People/Weight	6/950 lbs.
Avg. Package Weight	2,200 lbs.

Length	21' 1"
Beam	8' 6"
Fuel Cap.	46 Gal.
Max HP	225
Max People/Weight	10/1,475 lbs.
Avg. Package Weight	4,615 lbs.

Length	21' 1"
Beam	8' 6"
Fuel Cap.	46 Gal.
Max HP	225
Max People/Weight	11/1,550 lbs.
Avg. Package Weight	4,615 lbs.

Length	19' 5"
Beam	8' 6"
Fuel Cap.	40 Gal.
Max HP	175
Max People/Weight	10/1,430 lbs.
Avg. Package Weight	4,090 lbs.

SPORT

SERIES

TAHOE Sport Series models focus solely on providing you the functional features you need to enjoy a fun day of relaxing, cruising and playing.

Each model boasts a feature-rich interior that carries all the storage and comfort you'll need for a day on the water. Plush, handmade seating is covered in durable marine-grade vinyl that delivers years of all-weather performance. Expansive storage lets you bring it all as you take it all in. Invigorating horsepower complements smooth, responsive steering, both of which you control from the comfortable convenience of a masterful helm station.

Nowhere else will you find the level of fun, quality, and value that's found in the TAHOE Sport Series.



210 Si LIMITED

CATCH THE ADVENTURE

With a host of upgrades, the TAHOE 210 Si Limited makes escaping even better. Plenty of seating and storage meld with the responsive power of a Mercury® inboard. The 8" touchscreen display keeps tabs on your engine, speed and the water's depth. Plus, the Limited turns up the fun with tilt steering and an upgraded Kicker® stereo with four cockpit speakers and a 10" sub, as well as a sleek low-profile windscreen, an aft sun pad, soft-touch flooring and upgraded trailer wheels.



Previous model year shown.

210 Si

LIMITED



Previous model year shown in black with kiwi accents package & optional swim platform w/soft touch flooring.



A



B









C

A. Water-resistant digital switches B. Bow anchor storage C. Flip-up helm seat bolster with swivel base



COLOR OPTIONS

- 
 Storm Blue
w/Black
accents
- 
 Black
w/Red
accents
- 
 Black
w/Kiwi
accents
- 
 Gray Mist
w/Red
accents
- 
 Gray Mist
w/Kiwi
accents
- 
 Trigger Gray
w/Red
accents

SPECIFICATIONS

LENGTH
21'

BEAM
8'4"

FUEL
CAPACITY
42 GAL.

MAX. HP
300

MAX.
PEOPLE/WEIGHT
9/1,750 LBS.

AVERAGE
PACKAGE WEIGHT*
4,850 LBS.

*Includes trailer & motor



SCAN
FOR FULL PRICING,
SPECIFICATION,
& FEATURE DETAILS

† Some color options shown are upgrades available at extra cost.

210 Si

INVITE ADVENTURE

Smooth inboard power, luxurious details and a perfectly sculpted hull—that's the TAHOE® 210 Si. With a multifunction display and powerful Kicker® stereo, the 210 Si is ready to crank the entertainment up to 11! Inside, the 210 Si seats and stores everyone and everything you bring. Nonskid fiberglass flooring provides the perfect base of operations for a day of fun with friends and family.

210 Si



Shown in black with kiwi accents package.



A



B

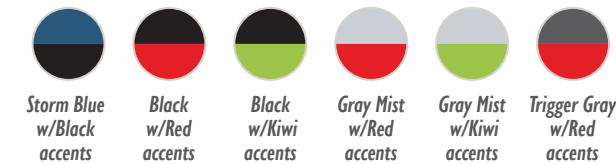


C

A. Flip-up helm seat bolster with swivel base B. Flip-up pads reveal storage and give easy access to stern deck C. Stainless steel boarding ladder



COLOR OPTIONS



SPECIFICATIONS

LENGTH

21'

BEAM

8'4"

FUEL CAPACITY

42 GAL.

MAX. HP

300

MAX. PEOPLE/WEIGHT

9/1,750 LBS.

AVERAGE PACKAGE WEIGHT*

4,850 LBS.

*Includes trailer & motor



SCAN
FOR FULL PRICING,
SPECIFICATION,
& FEATURE DETAILS

210 S LIMITED

RIDE THE ADVENTURE

The TAHOE® 210 S Limited takes the “wow” factor of the 210 S and upgrades it with styling and sound system enhancements. Featuring a Mercury® FourStroke outboard motor perfectly paired to the performance-tuned POWERGLIDE® hull that excels at cruising, wide-open runs and watersports. The Limited adds in an upgraded stereo with a subwoofer, amp, dual transom speakers, transom and driver remote, soft-touch flooring (cockpit and stern), tilt steering, a sleek low-profile windscreen and an upgraded trailer.

210 S LIMITED



Shown in trigger gray with red accents package.



A



B









C

A. In-deck storage for skis, tow pylon B. Helm station with Cruise digital display C. Dual stern stow boxes



Shown w/optional folding wakeboard tower & tower speakers

COLOR OPTIONS

- 
 Storm Blue
w/Black
accents
- 
 Black
w/Red
accents
- 
 Black
w/Kiwi
accents
- 
 Gray Mist
w/Red
accents
- 
 Gray Mist
w/Kiwi
accents
- 
 Trigger Gray
w/Red
accents

SPECIFICATIONS

LENGTH

21'5"

BEAM

8'4"

FUEL
CAPACITY

45 GAL.

MAX. HP

225

MAX.
PEOPLE/WEIGHT

10/1,700 LBS.

AVERAGE
PACKAGE WEIGHT*

4,260 LBS.

*Includes trailer & motor



SCAN
FOR FULL PRICING,
SPECIFICATION,
& FEATURE DETAILS

210 S



JUMP INTO ADVENTURE

More space. More seating. More luxury than most anything in its size/price range — That's the TAHOE® 210 S. Purpose-built for magical days on the water, it unleashes 225 powerful horses to get you up to speed in a hurry. Speaking of power, a Kicker® stereo kicks out serious soundwaves with six speakers. A wraparound aft bench, generous deck space and lots of storage options deliver a roomy look and feel.

210 S



Shown in gray mist with red accents package.



A. Underseat storages B. LED gunnel lighting C. Hidden step to swim deck



COLOR OPTIONS

- Storm Blue w/Black accents
- Black w/Red accents
- Black w/Kiwi accents
- Gray Mist w/Red accents
- Gray Mist w/Kiwi accents
- Trigger Gray w/Red accents

SPECIFICATIONS

LENGTH
21'5"

BEAM
8'4"

FUEL CAPACITY
45 GAL.

MAX. HP
225

MAX. PEOPLE/WEIGHT
10/1,700 LBS.

AVERAGE PACKAGE WEIGHT*
4,260 LBS.

*Includes trailer & motor



SCAN
FOR FULL PRICING,
SPECIFICATION,
& FEATURE DETAILS

200 S



TAHOE

200 S

FIND THE ADVENTURE


A well-rounded fish-and-ski machine built to give you and your crew everything you need to relax, cruise and play away the day in style. Blending luxurious features, stout outboard power and ample size for fishing, cruising, or adventurous blasts around the lake, the 200 S is designed to help you make memories. Hidden storage in the bow lounge, gunnels, floor, and twin rear boxes keep gear handy yet hidden, while the refined cockpit's hydraulic steering and precision gauges give you a helm designed for maximum control.

Previous model year shown.

200 S



Previous model year shown in blueberry package & optional fishing package.



A



B



C

A. Twin rear deck stows B. Underseat livewells and cooler storage C. In-gunnel rod holders



COLOR OPTIONS



Black Black Cherry Blueberry Storm Blue

SPECIFICATIONS

LENGTH
19' 10"

BEAM
7' 10"

FUEL
CAPACITY
35 GAL.

MAX. HP
175

MAX.
PEOPLE/WEIGHT
8/1,335 LBS.

AVERAGE
PACKAGE WEIGHT*
3,295 LBS.

*Includes trailer & motor



SCAN
FOR FULL PRICING,
SPECIFICATION,
& FEATURE DETAILS

185 S

SEIZE THE ADVENTURE

An ultra-versatile ski boat package that blends spirited power with rock-solid handling, the 185 S combines big performance with the versatility for fishing and other family-friendly fun. From comfortable seating throughout to plentiful storage, this performance runabout provides the top-notch features and ability you're looking for to fill your day with fun in the sun. The optional Fishing Package adds a rugged Minn Kota® trolling motor, fishing seats, bow fishfinder and more for enhanced adventure.




Previous model year shown w/ optional fishing package.

185 S



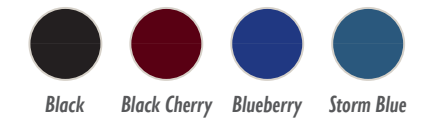
Previous model year shown in storm blue package & optional fishing package.



A. Underseat livewell/cooler B. Swiveling helm and passenger seat C. Twin rear deck boxes



COLOR OPTIONS



SPECIFICATIONS

LENGTH
18' 5"

BEAM
7' 10"

FUEL CAPACITY
24 GAL.

MAX. HP
150

MAX. PEOPLE/WEIGHT
8/1,100 LBS.

AVERAGE PACKAGE WEIGHT*
3,025 LBS.

*Includes trailer & motor



SCAN
FOR FULL PRICING,
SPECIFICATION,
& FEATURE DETAILS

NEW FOR 2024

T21

MAXIMIZE THE ADVENTURE

A solution for full days of playing, cruising, and adventure on the water, the stability, power and handling of the T21 will simply leave you amazed. Offering seating for up to 11 in its feature-rich interior, this sporty powerhouse comes equipped for all-day adventure with a powerful KICKER® bluetooth stereo system, advanced phone management station, plentiful storage, removable ski tow pylon and aft swim platforms with boarding ladder. A user-friendly driver console with advanced 8" TAHOE CRUISE® digital touchscreen dashboard, sport steering wheel, and responsive hydraulic steering offers sure control.



T21



Shown in white with gray & black graphics package.



A



B



C

A. Cruise digital display & digital switches B. 3-across seating w/molded-in storage & flip-down seatback w/non-skid surface
C. Optional folding wakeboard tower w/2 wakeboard racks, black bimini top & Optional KICKER® wakeboard tower speaker upgrade



SPECIFICATIONS

LENGTH
21'5"

BEAM
8'2"

FUEL CAPACITY
42 GAL.

MAX. HP
200

MAX. PEOPLE/WEIGHT
11/1,520 LBS.

AVERAGE PACKAGE WEIGHT*
3,460 LBS.

*Includes trailer & motor

COLOR OPTIONS



White w/Gray & Red graphics White w/ Gray & Green graphics White w/Gray & Black graphics ¹Black w/Gray & Red graphics ¹Black w/Gray & Green graphics ¹Black w/ Gray & Black graphics ¹Trigger Gray w/Gray & Black graphics ¹Trigger Gray w/Gray & Red graphics

¹ Some color options shown are upgrades available at extra cost.

SCAN



FOR FULL PRICING, SPECIFICATION, & FEATURE DETAILS

T18

BE THE ADVENTURE

A midsize runabout that boasts exciting performance, standout-style, and all-day comfort, the T18 is a family-fun machine ready for cruising, sandbar picnics and great watersports action. Its powerful Kicker® stereo system, advanced Phone Management System, and other advanced amenities make time in the boat fun. An advanced console with state-of-the-art 7" Cruise digital display, powerful Mercury motor, and an optional, factory-installed Turboswing help ensure just as much fun in the water.


T18



Shown in red, white, and blue graphics package.



A



B






C

A. Cruise digital display screen B. Reversible front backrest with up/down cushion C. Cockpit storage solutions



Shown w/optional TurboSwing®

COLOR OPTIONS

-  White w/Red & Gunmetal accents
-  Black w/Red & Gunmetal accents
-  White w/Red Graphics
-  White w/Kiwi Graphics
-  White w/Red/White/Blue Graphics
-  Black w/Kiwi Graphics

SPECIFICATIONS

LENGTH
18' 5"

BEAM
7' 10"

FUEL CAPACITY
20 GAL.

MAX. HP
115

MAX. PEOPLE/WEIGHT
9/1,235 LBS.

AVERAGE PACKAGE WEIGHT*
2,605 LBS.

* Includes trailer & motor



SCAN
FOR FULL PRICING,
SPECIFICATION,
& FEATURE DETAILS

* Some color options shown are upgrades available at extra cost.

T16

START YOUR ADVENTURE

Fully loaded. Priced to deliver. The TAHOE® T16 brings huge fun without the huge price tag. A 7" touch-screen display comes standard, giving you insight to vital data at a glance. Twin forward lounges let your guests enjoy the ride, with ample underseat storage for everyone's essentials. The FourStroke Mercury® outboard provides all the power you need, and the custom-built trailer checks the last box. Welcome aboard.



T16



Shown in white with kiwi graphics package.



A



B









C

A. In-floor cockpit storage B. Phone management station C. Swim deck access



Shown w/optional TurboSwing®

COLOR OPTIONS

-  White w/Red & Gunmetal accents
-  Black w/Red accents
-  White w/Red Graphics
-  White w/Kiwi Graphics
-  White w/Red/White/Blue Graphics
-  Black w/Kiwi Graphics

SPECIFICATIONS

LENGTH
16'5"

BEAM
7'6"

FUEL CAPACITY
13 GAL.

MAX. HP
75

MAX. PEOPLE/WEIGHT
6/950 LBS.

AVERAGE PACKAGE WEIGHT[†]
2,200 LBS.

* Includes trailer & motor



SCAN
FOR FULL PRICING,
SPECIFICATION,
& FEATURE DETAILS

† Some color options shown are upgrades available at extra cost.

DECK

SERIES

With the TAHOE Deck Series, it's all about the space—and there's a lot of it onboard every model. But, they're more than just big boats with plenty of cockpit seating and room for larger crowds. Each one is designed with a long, long list of features to help you have a blast on the water.

For the sport-minded folks, every model obviously features our POWERGLIDE[®] hull design. Plus, the 1950 and 2150 come standard with a ski tow pylon, and all models come with fore and aft swim platforms with a 4-step, telescoping boarding ladder at both ends. And for those times when you want to just relax, there's a standard Bimini top to provide some shade.

What about fishing? The Deck Series has that covered, too! Every model comes with an aerated livewell, trolling motor pre-wiring and rod holders.





2150 CC

HIGH POWERED ADVENTURE

Jack of all trades. Master of fun. The 2150 CC brings pro-level fishing style, cruising comfort, and raw watersport power. The center console design complements every on-water pursuit. Convenience abounds with under-gunnel rod-and-reel holders, a livewell and an integrated tackle box. An available Fishing Package and ski pylon unleash extra potential, and the spacious bow along with bench and lounge seating let guests enjoy ultimate relaxation. You really can have it all with the 2150 CC.

2150 CC



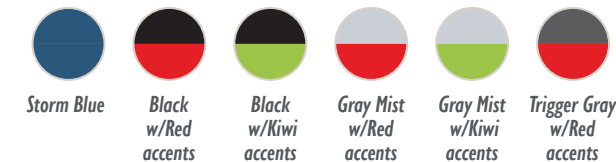
Shown in gray mist with kiwi accents package.



A. Center console w/standard TAHOE Cruise system, stereo, and switching B. Amber LED accent lighting C. Gunnel-mounted rod holders



COLOR OPTIONS



SPECIFICATIONS

LENGTH
21'1"

BEAM
8'6"

FUEL CAPACITY
46 GAL.

MAX. HP
225

MAX. PEOPLE/WEIGHT
10/1,475 LBS.

AVERAGE PACKAGE WEIGHT*
4,615 LBS.

*Includes trailer & motor



SCAN
FOR FULL PRICING,
SPECIFICATION,
& FEATURE DETAILS

2150

DESIGNED FOR ADVENTURE

The TAHOE® 2150 brings the perfect balance of features, performance and capability for special guests or your whole crew. Every inch of the 21' gives you more to enjoy. A wide-open layout and twin swim decks cater to fishing, lounging, casting a line or taking in the view. Soft, durable marine-grade vinyl upholstery feels great and withstands the elements. Huge underseat storage, an anchor locker, livewell, rod holders and in-hull ski storage all make it official: Whatever you're up for, the 2150 delivers.



Previous model year shown.

2150









Previous model year shown in black with red accents package.



A. Refreshment center washdown sink B. In-gunnel rod holders C. Aft ski tow pylon storage



COLOR OPTIONS

- 
Storm Blue
- 
Black w/Red accents
- 
Black w/Kiwi accents
- 
Gray Mist w/Red accents
- 
Gray Mist w/Kiwi accents
- 
Trigger Gray w/Red accents

SPECIFICATIONS

LENGTH
21'1"

BEAM
8'6"

FUEL CAPACITY
46 GAL.

MAX. HP
225

MAX. PEOPLE/WEIGHT
11/1,550 LBS.

AVERAGE PACKAGE WEIGHT*
4,615 LBS.

*Includes trailer & motor



SCAN
FOR FULL PRICING,
SPECIFICATION,
& FEATURE DETAILS

1950

BUILT FOR ADVENTURE

The TAHOE® 1950 deck boat lets you experience warm-weather days the right way—on the water with family and friends in pure comfort and exhilarating performance. Spacious lounges and benches let everyone kick back. Streamlined, reliable helm switches and gauges keep you in the know. A portable chest cooler keeps things cool, and stout outboard power heats up the fun. In-gunnel rod storage and huge swim platforms double as casting platforms. Whatever calls you to the water, do it right in a TAHOE 1950.



Previous model year shown with options.

1950



Previous model year shown in black with kiwi accents package & optional fishing package.



A



B









C

A. Flip-up helm seat bolster B. In-deck cockpit storage C. Port refreshment center w/storage



COLOR OPTIONS

- 
 Storm Blue
- 
 Black w/Red accents
- 
 Black w/Kiwi accents
- 
 Gray Mist w/Red accents
- 
 Gray Mist w/Kiwi accents
- 
 Trigger Gray w/Red accents

SPECIFICATIONS

LENGTH

19'5"

BEAM

8'6"

FUEL CAPACITY

40 GAL.

MAX. HP

175

MAX. PEOPLE/WEIGHT

10/1,430 LBS.

AVERAGE PACKAGE WEIGHT*

4,090 LBS.

* Includes trailer & motor



SCAN
FOR FULL PRICING,
SPECIFICATION,
& FEATURE DETAILS

OWN THE ADVENTURE



CUSTOMIZE YOUR ADVENTURE

From wakeboard towers to trolling motors. Fishfinders to speaker upgrades. Soft-touch flooring to mooring covers.

TAHOE® boats are available with a variety of accessories to enhance your outings. Whether you're looking for more comfort, more fishing options, more performance or just more convenience, we have you covered.

In addition, we offer covers to protect your boat off the water. Each one is custom fit and made of marine-grade materials to provide premium protection from the elements for years.

Visit taho boats.com to see which accessories are already on your dream boat...and which ones you want to add!*

Mooring cover



Bimini top



Folding wakeboard tower & 2 wakeboard racks w/Black Bimini top & tower speaker upgrade



Bow filler cushion



Snap-in woven flooring



Snap-in soft-touch flooring



Swim platform extension & soft-touch flooring



13" (33.02 cm) aluminum wheel upgrade w/spare tire



Fresh- or saltwater trolling motor



Lowrance® electronics



Stereo upgrade



Speaker upgrade



On-board battery charger

* NOTE: Some accessories are only available through your local TAHOE dealer.

SAFE TRAVELS

Unless you stow it in your slip, your TAHOE® boat will spend a lot of time on its trailer.

Whether that trailer is part of the standard package (Sport and Fish Series models) or is optional (Deck Series models), travel easy knowing it was custom-matched to the boat hull it'll be carrying.

With exception to the custom aluminum trailers, optional for select models, we build every single trailer in our own manufacturing facility. And all the trailers we build feature our exclusive GALVASHIELD® Impact corrosion resistance—the pretreated steel tubing and long-lasting powdercoat will withstand corrosion and chips for years to come. The coating is so strong, we back our trailers with an industry-leading three-year warranty against failure due to corrosion.

We also weld—not bolt—our trailer frames together to create a unitized, heavy-duty structure.

While it varies by model, most trailers also come with a space-saving swing-away tongue, transom saver, carpeted bunks and fender boards, submersible lights and more to assure you a smooth, safe ride to and from the water.



GALVASHIELD® IMPACT COATING

GALVASHIELD IMPACT POWDERCOAT W/CHIP-RESISTANT FINISH

CONVERSION COAT FOR SUPERIOR ADHESION

GALVANIZED (ZINC COATED) INSIDE & OUT

COLD-FORMED STEEL FOR EXTRA STRENGTH



3-YEAR WARRANTY PROTECTION

against failure due to steel tubing corrosion & 1-year warranty against defects in materials & workmanship



YOUR ADVENTURE AWAITS


Whether you're cranking up the fun or chilling on a peaceful island escape, TAHOE boats are custom-crafted to #owntheadventure. Tag us on your next outing for the chance to be featured on our social outlets.


CONNECT WITH US



#TAHOEBOATS | #OWNTHEADVENTURE

TAHOE SPORT BOATS





OWN THE ADVENTURE

Your Authorized TAHOE® Dealer

FB165608