

Our Backyard,  
Our Inspiration



# OUTDOORS RV



TRAIL SERIES

BACKCOUNTRY SERIES

Standard 170 Watt  
Solar & On-Board  
Generator



Designed For The  
Primitive Off-Grid  
BLM National  
Forest Camper

Designed For Mountain Tough Four Seasons Camping

# WHERE IS YOUR NEXT CAMPING ADVENTURE?

**TRAIL SERIES**  
**MTN  TRX**



**29TRX**

Patio Deck / Outdoor Adventure Gear  
Standard Cummins Onan 4K Gas Generator and 170 Watt Solar Panel  
Hiking, Trail Riding, Kayaking, Hunting, Fishing - Live life when & where you want to  
(Don't let your RV limit you!) Would you like a rear back deck w/ Sliding Patio Doors  
2 lounge recliners and a storage area for outdoor gear? If so the Trail Series is designed for you!



Outdoor Gear Closet  
w/ Sportsmens Rack



24TRX

# MOUNTAIN TOUGH CAMPING



27TRX

## HIGHLIGHTED FEATURES:

### Climate Designed 4 Seasons

Mountain Extreme Thermal Pane Windows  
Triple Layered Four Seasons Roof Insulation  
1" Thick Exterior Utility Door / Luggage Doors  
Thermal Insulated Skylights & Bedroom Vent  
XL Furnace (Extreme Camping Heat System)  
Unique Heated Insulated Holding Tank Design

### Built Tough Off Road Performance

12.3 Built Outdoors Tough Warranty  
Rugged 2" Bonded Aluminum Frame Walls (Every Wall)  
HD Fiberglass Front Cap w/ Armor Guard  
Custom Built Off Road Chassis w/ Angle Iron Frame Shackle Supports  
Rugged Integrated A-Frame for Strength & Ground Clearance  
Protected Junction Box Behind Front Cross Member  
Xtra Tall 24" Power Tongue Jack w/ LED Light  
Off Road X4 Suspension - MorRyde CRE 3000, HD Shackle Kit  
KYB HD Gas Shock Absorbers  
Rugged 16" Goodyear Endurance 235 G Range 14 Ply Radial Tires  
6800 LB Axles w/ 10" Custom Built I Beam Frame  
Toy-Lok (15 FT Cable for Locking Bikes, Coolers, Etc)



24TRX

### Off Grid Camping Features

Cummins Onan 4K On-Board Gas Generator w/ 40 Gallon Fuel Station  
No Boundaries Off-Grid 170 Watt Solar Panel w/ 30 Amp 5 Stage Controller  
No Boundaries Off-Grid Solar Ready Roof Port for up to 510 Watts  
Door Side Portable Solar Port  
Energy Saving LED Interior & Exterior Lights  
100 Gallon Fresh Water Capacity  
12V LED HD Living Room TV w/ HDMI Bluetooth DVD Sound System  
12V Triple Charge Station (Charges iPads and Cell Phones)  
12V USB Ports on Both Sides of Bed  
Patio Area & Entry Steps Lighted by LED Awning Light Strip  
LED Hitch Light by Battery Rack  
USB Ports - Cabinet Upper Rear of Loft Bed  
High Pressure Exterior Spray Washer  
Progressive Dynamics 4 Stage Converter w/ Built-in Charge Wizard

# "TRAIL SERIES" FEATURES



Cummins Onan 4000 Watt  
Gas Generator



'Mountain Extreme'  
Thermal Pane Windows



170 Watt Roof Mounted Solar Panel



Patio Railing Kit w/ Steps



Rear Awning



Exterior Pressure Washer/Portable  
Air Compressor



Fast Ramp w/ No Exposed Hinges



KYB World Class KYB Shock Absorbers



Front Storage Pull Out Cargo Tray



40 Gallon Fuel Station





**TRAIL SERIES**  
MTN  TRX

**Black Diamond**

Trail Series 27TRX

HIGHLIGHTED FEATURES:

Gear Storage Area

- 'Fast Ramp' w/ No Exposed Hinges
- Rear Ramp Non-Slip Grip Surface (3000 LB Ramp Down Load Rating)
- Sliding Rear Patio Doors (Tinted w/ Slider Windows for Ventilation)
- Cargo Area Tie-Down Rings (2500 LB Ring Rating Capacity)
- Rugged Rubber Diamond Plate Flooring - Gear Storage Area
- Standard Carpet Kit
- No Interior Wheel Wells - Flush Floor Side to Side Storage
- In-Floor Tool Box
- Outdoor Gear Closet w/ Sportsmen's Rack
- 2 Lounge Recliners w/ Drink Holder Across From Entertainment Center (All Models)
- XL Panoramic Window Behind Recliners
- 60X80 Electric Loft Bed
- 2 Fold Down Sofas w/ 2 Tables (27TRX, 29TRX)
- 1 Fold Down Sofa w/ Table (24TRX)
- Rustic Knotty Alder Mountain Cabinetry
- Privacy Black-Out Roll Shades, 12V LED Living Room TV
- HDMI Bluetooth DVD Sound System TV Ant / Prewired for DSS
- 12V Triple Charge Station (Charges iPads & Cell Phones)
- Rear Awning
- 15K Coleman A/C
- Patio Railing Kit w/ Steps

Kitchen

- Lg Solid Surface Countertops
- Sunken Range w/ Glass Front
- Glass Top Range, Knife Rack, Granite Designed Backsplash
- Bottom Mount Metal Sink w/ High Rise Pull Out Sprayer
- 10 Gallon LP/110V DSI Water Heater
- 8 Cu Ft Norcold Fridge
- Full Extension 100lb Metal Drawer Guides
- Full Height Pantry
- Pot & Pan Drawer (Most Models)

Bathroom/Bedroom

- Mountain Comfort Premium Mattress
- 12V USB Ports by Both Nightstands
- Drawers Underneath Both Sides of Bed
- Plywood Bed Support w/ Bed Storage
- Porcelain Toilet
- Dual Pane Shower Skylight
- Quick Access Home Defense Safe

# TRAIL SERIES

## MTN TRX

**STANDARD 170 WATT SOLAR  
AND ON-BOARD GENERATOR  
W/ 40 GALLON FUEL TANK**



### 24TRX Gear Storage Area Dimensions (Black Floor)

Approx. 117" Front to Rear  
Approx. 66" Between O'hd Cab Doors  
Approx. 82" Height to Loft Bed  
Approx. 96" Floor Width Rear



**DRY WEIGHT: 8750 - FLOOR LENGTH: 25'**



Indicates locations for living room TV's and bedroom TV prep



Location of Generator in exterior generator ready compartment



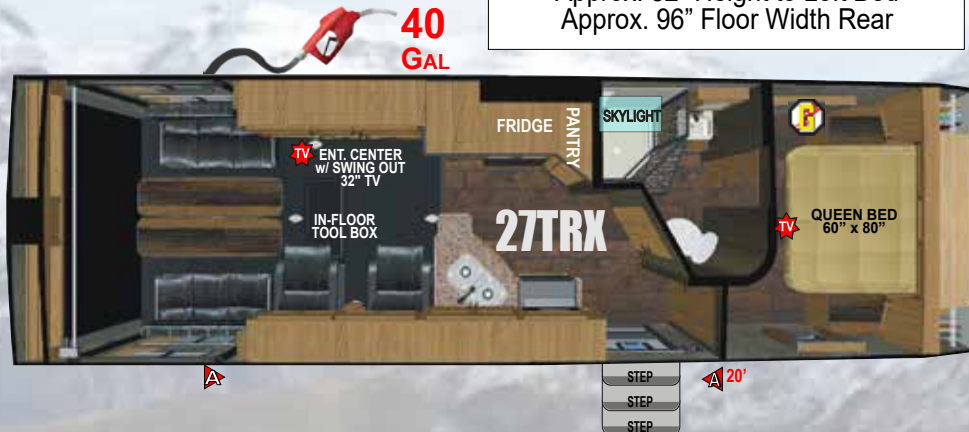
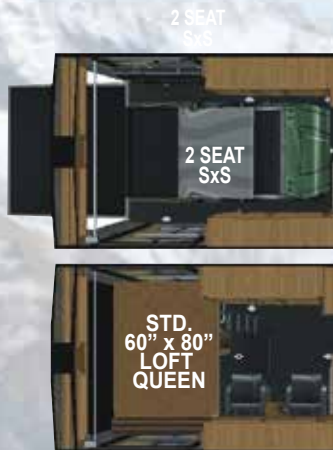
**ALL MODELS STANDARD w/  
16" GOODYEAR G RATED TIRES and  
CARGO CAPACITY UP TO 4,775 LBS**

**STANDARD FAST RAMP  
REAR SLIDING PATIO DOORS**

**THERMAL PANE WINDOWS  
2 LOUNGE RECLINERS  
SPORTSMEN'S CLOSET**

**27TRX Gear Storage Area Dimensions  
(Black Floor)**

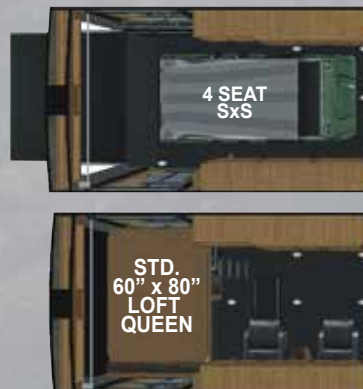
Approx. 130" Front to Rear  
Approx. 68" Between O'hd Cab Doors  
Approx. 82" Height to Loft Bed  
Approx. 96" Floor Width Rear



**DRY WEIGHT: 9400 - FLOOR LENGTH: 28'**

**29TRX Gear Storage Area Dimensions  
(Black Floor)**

Approx. 160" Front to Rear  
Approx. 68" Between O'hd Cab Doors  
Approx. 82" Height to Loft Bed  
Approx. 96" Floor Width Rear



**DRY WEIGHT: 9700 - FLOOR LENGTH: 31'**

**WHERE IS YOUR NEXT CAMPING ADVENTURE?**



24KRS

**BACKCOUNTRY  
SERIES**  
MTN  TRX

Designed For The Outdoor Enthusiast That Loves Camping  
Off Grid, Off Road National Forest, BLM  
Primitive Style Camping!



OUTDOORS RV



BACKCOUNTRY  
SERIES  
MTN TRX  
OUTDOORS RV

24KRS

## HIGHLIGHTED FEATURES:



STANDARD (3.6 LP)



STANDARD (170 Watt)

### Off-Grid Camping Features

Cummins Onan 3.6K On-Board LP Generator  
No Boundaries Off-Grid 170 Watt Solar Panel w/ Controller  
100 Gallons Fresh Water Capacity (All Models)  
80 Lbs of Propane Capacity (All Models)  
50 Gallons Grey Water Capacity (21 RWS)  
80 Gallons Grey Water Capacity (24KRS, 28DBS)  
Progressive Dynamics (4) Stage Converter w/ Built In Charge Wizard  
No Boundaries Off-Grid Solar Ready Roof Port for up to 510 Watts  
Door Side Portable Solar Port  
Energy Saving LED Interior & Exterior Lights  
12V LED HD Living Room TV's w/ HDMI Bluetooth DVD Sound System  
12V Triple Charge Station (Charges i-Pads and Cell Phones)  
12V USB Ports on Both Sides of Bed/Dinette  
Patio Area & Entry Steps Lighted by LED Awning Light Strip

### Climate Designed 4 Seasons

Mountain Extreme Thermal Pane Windows  
Triple Layered Four Seasons Roof Insulation  
1" Thick Exterior Utility Door / Luggage Doors  
Thermal Insulated Skylights & Bedroom Vent  
XL Furnace (Extreme Camping Heat System)  
Unique Heated Insulated Holding Tank Design

### Built Off-Road Performance

Custom Built Cambered Off Road HD 8' Chassis (All Models)  
Integrated A-Frame Chassis Construction  
Xtra Tall 24" Power Tongue Jack w/ LED Light  
Off Road X4 Suspension - MorRyde CRE 3000, HD Shackle Kit  
KYB World Class Shock Absorbers  
15" Rugged Mud Flaps  
Heavy Duty 6 Lug 5200 lb Axles w/ Off-Road Brake System (All Models)  
16" Goodyear Endurance 235 E Range 10 Ply Radial Tires  
16" Goodyear Endurance 235 E Range 10 Ply Radial Spare Tire  
Roto-Torqued 'Outdoors Tough' Cabinetry (All Cabinets)  
Off-Road Clearance Lights  
Radius-Crowned Full walk-On Roof  
Exterior Grade Tongue & Groove Plywood Sub-Floor  
Marine Grade Plywood Roof Decking  
Full Extension 100 lb Metal Drawer Guides  
Rugged 2" Bonded Aluminum Frame Walls (Every Wall)  
HD Full Size Fiberglass Front Cap w/ Armor Guard Protection



**BACKCOUNTRY  
SERIES**  
MTN  TRX



# Mountain Walnut

Back Country 24KRS

## HIGHLIGHTED FEATURES:

### Kitchen

- LG Solid Surface Countertops
- Single Basin Farm Sink w/ Protective Metal Basin Grid
- High Rise Pull Out Faucet
- Sunken Range w/ Glass Front
- Glass Top Range, Knife Rack & Granite Designed Backsplash
- XL(8) Fridge (All Models)
- Pot & Pan Drawer (Most Models)
- Residential Height Countertops
- Full Extension 100lb Metal Drawer Guides

### Living Room / Slide Out / Dinette

- Vaulted Radius Ceiling Providing Approx 5' of Headroom
- Dual Pane Living Room Skylight w/ Shade
- Ultra Leather Furniture & Dinette Seats
- 12V Triple Charge Station (Charges ipads and Cell Phones)
- Mountain Dinette w/ Family XL Table (21RWS, 24KRS, 28DBS)
- XL Dinette Drawers
- XL Panoramic Slide-Out Windows (21RWS, 24KRS, 28DBS)
- 12V LED Living Room TV
- HDMI Bluetooth Sound System

### Bedroom / Bathroom

- Easy Access Home Defense Bed Safe
- Mountain Comfort Premium Mattress
- 12V USB Ports by Both Sides of Bed
- XL Bed Nightstands
- Plywood Bed Support w/ Bed Storage
- Drawers Underneath Both Sides of Bed

DESIGNED W/ THERMAL PANE WINDOWS, OFF ROAD CHASSIS,  
GOODYEAR ENDURANCE 16" 10 PLY E RANGE TIRES, BIG TUBE REAR LADDER  
HD FULL FIBERGLASS FRONT CAP, 24" XTRA TALL POWER TONGUE JACK and 12V TV's


# "BACK COUNTRY" FEATURES



Custom Built HD Off-Road 8' Frame



Heavy Duty 5200 LB 6 Lug Axles



Front Storage Pull Out Cargo Tray



Front Cargo Gear Rack



Bedroom Home Defense Safe



100 Gallons Fresh Water Capacity



Two XL 40 LB Propane Tanks



16" 10 Ply E Range Tires



High Pressure Exterior Spray Washer



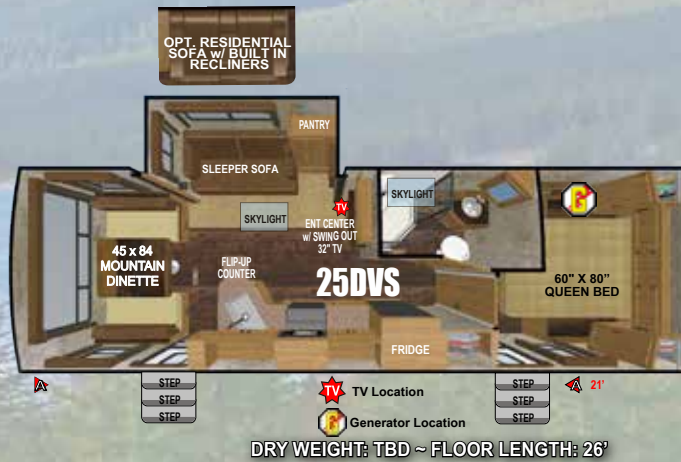
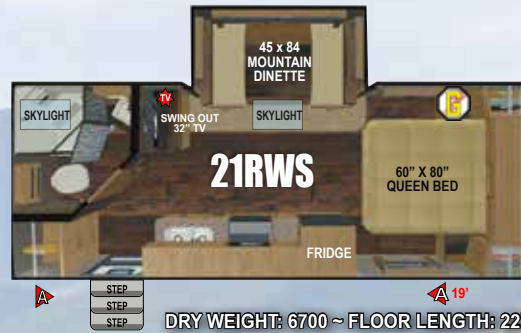
KYB World Class Shocks


# BACKCOUNTRY SERIES


MTN  TRX


FLOOR LENGTH FROM 21' TO 29'

STANDARD CUMMINS ONAN 3.6 LP ON-BOARD GENERATOR AND 170 WATT SOLAR PANEL



 Awning Length

 Indicates locations for living room TV's and bedroom TV prep

 Location of Generator in exterior generator ready compartment

# LET YOUR OUTDOOR ADVENTURES BEGIN...

## DIMENSIONS + CAPACITIES



**BACKCOUNTRY SERIES**



**TRAIL SERIES**

Please check out our website,

[www.outdoorsrvmf.com](http://www.outdoorsrvmf.com)

for standard/optional features, product videos photo galleries & the most current product information

Outdoors RV encourages our customers to support the communities they live in and their local Outdoors RV Dealer

Your Local Outdoors RV Dealer is:

**BACKCOUNTRY SERIES**

**TRAIL SERIES**

	20BD	21RWS	23BCS	24KRS	25DVS	28DBS	24TRX	27TRX	29TRX
<b>Full Featured Dry Weight (lbs)***</b>	6155	6700	7050	7430	TBD	8100	8750	9400	9700
Length (Hitch to Back of Ladder)	25'3"	26'3"	27'10"	28'8"	31'3"	33'2"	30'1"	33'2"	35'9"
FSI Off Grid Solar Standard (Watts)	400	400	400	400	400	400	400	400	400
Exterior Portable Solar Port (Watts)	Up To 200	Up To 200	Up To 200	Up To 200	Up To 200	Up To 200	Up To 200	Up To 200	Up To 200
Battery Capacity (w/ Standard Off-Grid Rack)	Up To 4	Up To 4	Up To 4	Up To 4	Up To 4	Up To 4	Up To 4	Up To 4	Up To 4
Fresh Water Capacity (gal)	100	100	100	100	100	100	100	100	100
Water Heater Capacity (gal)	10	10	10	10	10	10	10	10	10
Goodyear Tire Size (load range)	ST235	ST235	ST235	ST235	ST235	ST235	LT235	LT235	LT235
Heavy Duty 10 Ply E Range	80 16E	80 16E	80 16E	80 16E	80 16E	80 16E	85 16G	85 16G	85 16G
30 Amp Service	YES	YES	YES	YES	YES	YES	YES	YES	YES
Heavy Duty 6 Lug Axles (lbs)	5200(2)	5200(2)	5200(2)	5200(2)	5200(2)	5200(2)			
Heavy Duty 8 Lug Axles (lbs)							6800(2)	6800(2)	6800(2)
Climate Designed A/C	13.5K	13.5K	13.5K	13.5K	13.5K	13.5K	15K	15K	15K
Climate Designed Furnace	35K	35K	35K	35K	35K	35K	35K	35K	35K
12V Off Grid Fridge Size	XL (10)	XL (10)	XL (10)	XL (10)	XL (10)	XL (10)	XL (10)	XL (10)	XL (10)
Height (including A/C*)	11'7"	11'7"	11'7"	11'7"	11'7"	11'7"	13'1"	13'1"	13'1"
Interior Height	6'11"	6'11"	6'11"	6'11"	6'11"	6'11"			
Width	8'0"	8'0"	8'0"	8'0"	8'0"	8'0"	8'4"	8'4"	8'4"
Propane Capacity (lbs)	80	80	80	80	80	80	60	60	60
Grey Water Holding Tank (gal)	40	50	50	40/40	50	40/40	65	65	65
Black Water Holding Tank (gal)	40	40	40	40	40	40	40	40	40
Cargo Carrying Capacity (lbs)	3840	3295	2945	2565	TBD	2900	4245	4775	4295
Hitch Dry Weight (lbs)	755	899	850	965	TBD	995	1400	1450	1600
Maximum Trailer Weight (lbs)	9995	9995	9995	9995	TBD	11000	12995	13995	13995
Fuel Station Capacity (Gallons)	NA	NA	NA	NA	NA	NA	40	40	40
<b>Titanium Series</b>									
<b>Full Featured Dry Weight (lbs)***</b>	6635	7180	7530	7910	TBD	8580	N/A	N/A	N/A

\*\*Prices, materials, designs and specifications are subject to change without notice.

\*\*\*The posted weights above do not account for water, propane, batteries or factory installed options



Oct 23 - Product information is accurate as of the date of publication of this brochure. Outdoors RV is continuously improving product design features, materials, components and these items are subject to change without notice or obligation to Outdoors RV.

