

SUNSET

T R A I L



CROSSROADS[™]
Recreational Vehicles

331BH Interior



285CK Bedroom



212RB Kitchen



186BH Murphy Bed



285CK Interior

STANDARDS & OPTIONS

STANDARD EXTERIOR

- 6 Sided Aluminum Structure
- Secure Stance Step
- Aluminum Wheels
- Black Tank Flush
- Quick Recovery 6 Gal G/E DSI Water Heater (17.8 gal/hr)
- Tinted Windows
- Outside Speakers
- 13,500 BTU Ducted Air Conditioner
- Electric Awning w/ LED Strip
- Docking Station w/ Battery Disconnect (N/A - Single Axles)
- Swing-out Grab Handle
- Dexter EZ Lube Axles - 5 Year Warranty
- Nitrogen Filled Radial Tires
- HD Digital TV Antenna - Wi-Fi Prep
- Satellite Prep - Winegard
- 30" Friction Hinge Entry Door w/ Motion Sensor Light
- Front Diamond Plate - Rock Guard
- 20# LP Bottles
- Backup Camera Prep
- Spare Tire
- Detachable Power Cord (30 Amp)
- Pass-through Storage Area w/ Motion LED & Slam Latch Doors
- Fiberglass Front Cap
- Solar Prep - ZAMP SOLAR
- 5 Point Electric Stabilizer Jacks
- Outside Kitchen w/ Capitol Grill (VBM)
- Outside Water Port
- Walkable Roof w/ Ladder
- Key TV

STANDARD INTERIOR

- Stainless Steel Microwave
- Gas Oven w/ Glass Top Range Cover
- Stainless Steel Farmhouse Sink w/ Cover - Single Bowl
- Solid Surface Countertops in Kitchen
- 10 FT³ Refer or (Optional 8 FT³ Gas/Electric)
- AM/FM/Stereo w/ Bluetooth & HDMI
- Pocket Doors Separating Bedroom (VBM)
- Skylight In Shower
- Detector for Smoke, Carbon Monoxide, and LP Gas
- Fire Extinguisher
- LED Interior Lights/Exterior Lights

- USB Ports: Bedroom, Main Area, and Bunks
- Decorative Bedspread
- Tri-Fold Sleeper Sofa
- King Bed (N/A on 186BH, 188BH, 185RK)
- Windshield in Front Cap (222RB, 257FK, 269FK, 285CK)
- Chaise Lounge (212RB & 222RB)
- Bed Base with Shoe Storage & Pet Station
- Fireplace (268RL, 285CK, 291RK, 309RK, 330SI, 331BH)
- XL Jumbo Booth w/ Panoramic Landscape Window
- Drawers Below Booth
- Flush Floor - Main Slide
- Night Shades
- Extreme Weather Package
 - Maximum Insulation w/ Reflective Foil
 - Heated Tank Pads - 12 Volt (N/A Single Axles)
 - 30,000 BTU Furnace
 - 2" Heat Duct in Enclosed Underbelly
 - Vapor Barrier
- Blade™ Air System
 - 20% More Airflow
 - Re-engineered Components of A/C
- HyperDeck™ Flooring
 - Water Resistant
 - Fiberglass Reinforced
 - Polypropylene Layers

OPTIONS

- 8 FT³ Gas/Electric Refer (Std. - 185RK, 186BH, & 188BH)
- Free Standing Table w/4 Chairs (Replaces Dinette Booth)
- Theater Seats IPO Tri-Fold Sofa
- 15,000 BTU Main A/C
- 50 Amp Service w/ 2nd A/C Prep
- 40" LED TV w/ Articulating Bracket
- 2nd A/C 13,500 Non-Ducted (Bedroom)

● **SP - Sunset Package**

*VBM - Varies by Model

(NOTE: Single Axle 185RK, 186BH & 188BH standard features vary from list above)

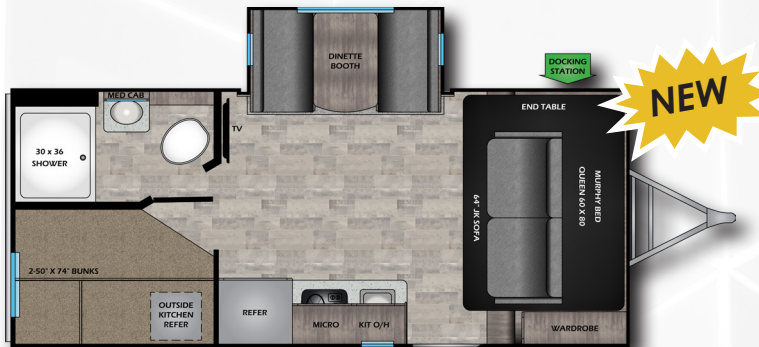
SINGLE AXLE:



SS-185RK



SS-186BH



SS-188BH



SS-212RB



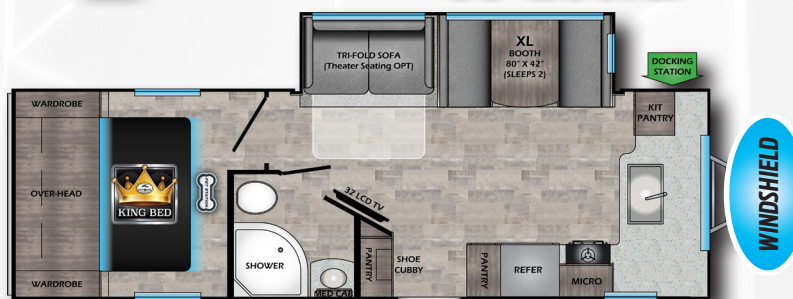
SS-222RB



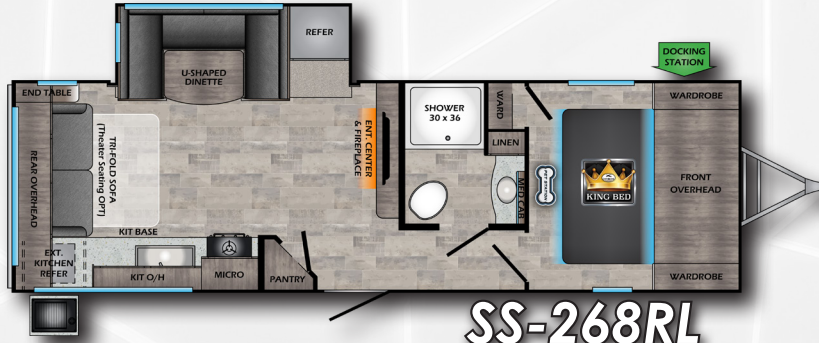
SS-242BH



SS-253RB



SS-257FK



SS-268RL



SS-269FK



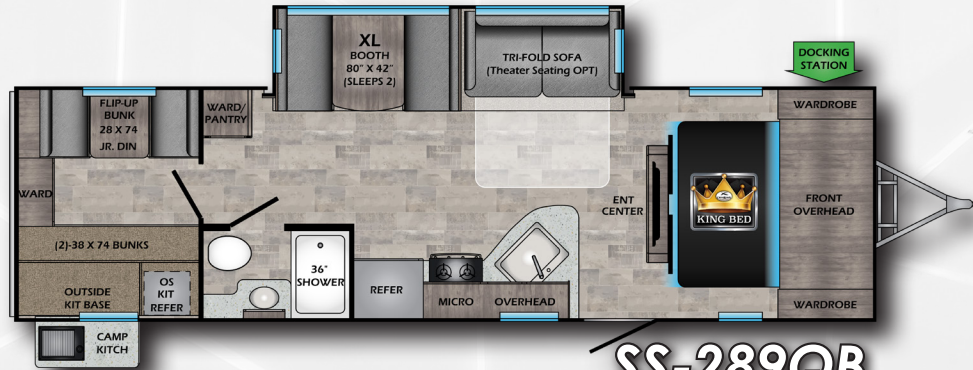
SS-272BH



SS-285CK



SS-288BH



SS-289QB



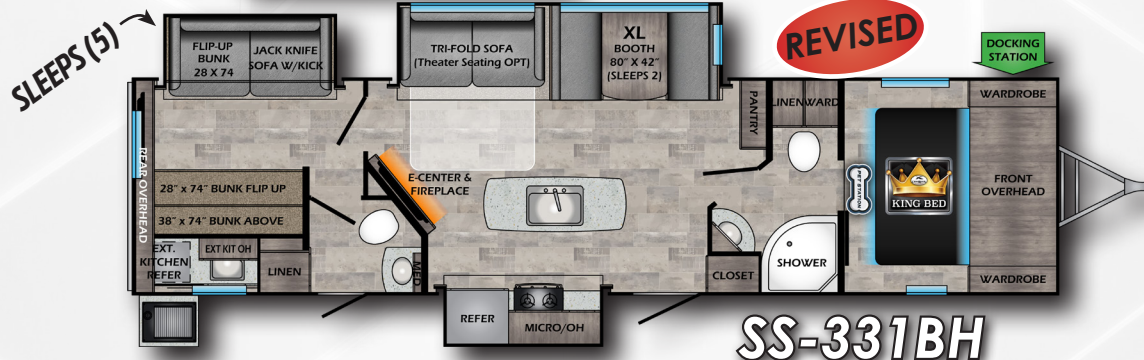
SS-291RK



SS-309RK



SS-330SI



SS-331BH

DECORS



MODEL	185RK	186BH	188BH	212RB	222RB	242BH	253RB	257FK	268RL
DRY WEIGHT	3864	3710	3900	4889	5213	5231	5531	5382	5742
HITCH	400	390	418	518	524	646	554	794	626
LENGTH	22' 6"	22' 6"	22' 6"	25' 11"	26' 11"	28' 11"	29' 11"	29' 11"	30' 11"
EXT. HEIGHT + A/C	10' 4"	10' 4"	10' 4"	11' 1"	11' 1"	11' 1"	11' 1"	11' 1"	11' 1"
FRESH WATER	46 Gal	46 Gal	46 Gal	46 Gal	46 Gal	46 Gal	46 Gal	46 Gal	46 Gal
BLACK WATER	30 Gal	30 Gal	30 Gal	30 Gal	30 Gal	30 Gal	30 Gal	30 Gal	30 Gal
GRAY WATER	30 Gal	30 Gal	30 Gal	30 Gal	30 Gal	30 Gal	30 Gal	60 Gal	60 Gal

MODEL	269FK	272BH	285CK	288BH	289QB	291RK	309RK	330SI	331BH
DRY WEIGHT	5974	5758	6588	5923	5944	5854	6880	7668	7671
HITCH	826	722	738	660	768	680	770	914	936
LENGTH	30' 11"	31' 5"	32' 5"	32' 9"	32' 9"	33' 4"	34' 11"	37' 0"	37' 6"
EXT. HEIGHT + A/C	11' 1"	11' 1"	11' 2"	11' 1"	11' 1"	11' 1"	11' 2"	11' 3"	11' 2"
FRESH WATER	46 Gal	46 Gal	46 Gal	46 Gal	46 Gal	46 Gal	46 Gal	46 Gal	46 Gal
BLACK WATER	30 Gal	30 Gal	30 Gal	30 Gal	30 Gal	30 Gal	30 Gal	30 Gal	60 Gal
GRAY WATER	60 Gal	30 Gal	60 Gal	60 Gal	30 Gal	60 Gal	60 Gal	60 Gal	60 Gal



www.crossroadsrv.com • 1140 W. Lake St Topeka, IN 46571 • (260) 593 - 3850

DISCLAIMER: Product information is as accurate as possible as of the date of publication of this brochure. All features, floor plans, and specifications in this brochure are subject to change without notice. Please also consult CrossRoads' web site at www.crossroadsrv.com for more current product information and specifications. Tow Vehicle Disclaimer. CAUTION: Owners of CrossRoads recreational vehicles are solely responsible for the selection and proper use of tow vehicles. All customers should consult with a motor vehicle manufacturer or their dealer concerning the purchase and use of suitable tow vehicles for CrossRoads products. CrossRoads disclaims any liability or damages suffered as a result of the selection, operation, use or misuse of a tow vehicle. CROSSROADS' LIMITED WARRANTY DOES NOT COVER DAMAGE TO THE RECREATIONAL VEHICLE OR THE TOW VEHICLE AS A RESULT OF THE SELECTION, OPERATION, USE OR MISUSE OF THE TOW VEHICLE. REFERENCE CROSSROADS RV COMPANY OWNERS MANUAL FOR LIMITED WARRANTY DETAILS. *Length is defined as the distance from the centerline of hitch pin/coupler to rear bumper of trailer.