

CHAPARRAL



STANDARD
WITH WEATHER
SHIELD PLUS



SCAN HERE FOR ADDITIONAL PHOTOS, 360
VIRTUAL TOURS, VIDEOS, & A COMPLETE
LIST OF STANDARDS, OPTIONS & MORE

WWW.COACHMENRV.COM/FIFTHWHEELS

CHAPARRAL

NEW 334FL
FRONT LIVING,
DUAL REAR LAV

All new Dove Grey cabinetry & Silver Beach decor shown

Setting a new standard in Mid-Profile comfort & luxury, Chaparral's new 334FL provides amazing panoramic views, & an entertainment area for the entire family. Theatre seating includes heat, massage, & L.E.D. accent lighting, while dual tri-fold HAB sofas provide ample sleeping for guests.

All New 334FL Chaparral Mid-Profile Series Shown in Silver Beach Decor



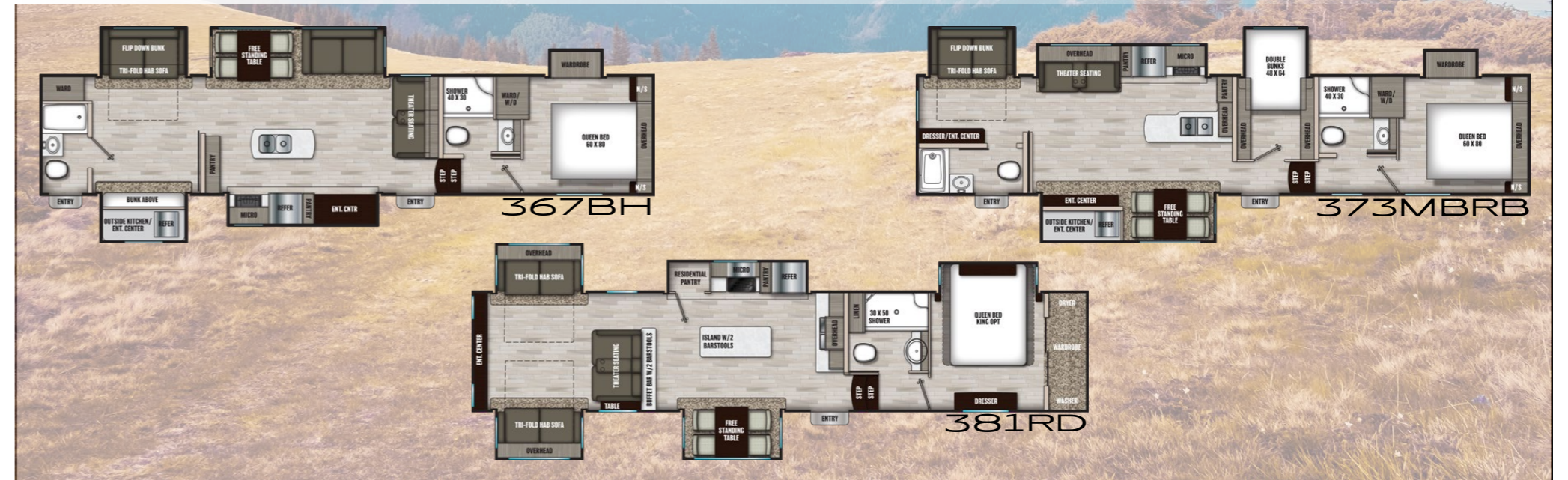
CHAPARRAL LITE



CHAPARRAL X EDITION



CHAPARRAL MID-PROFILE



CHAPARRAL

NEW 334FL DREAM KITCHEN & DUAL LAV BATH

Including stainless steel appliances (std.) & all new L.E.D. back lit cabinetry

Chaparral's 334FL provides a dream kitchen with ample counters, stainless appliances*, & amazing storage throughout. The King capable master suite provides industry-leading storage, taller ceiling heights, & a dual lav bathroom with abundant counters, multiple transom windows, & stackable washer/dryer closet.

LITE

Model	25RE	274BH	284RL	30RLS	30BHS
Shipping Weight	7,213	8,632	8,848	8,921	9,475
Carrying Capacity	2,527	2,308	2,592	2,019	1,965
UVW	7,273	8,692	8,908	8,981	9,535
GVWR	9,800	11,000	11,500	11,000	11,500
Hitch Weight	1,115	1,420	1,434	1,445	1,553
Exterior Height (Includes A/C)	12'	12'	12'	12'	12'
Fresh Water Capacity (gal.)	40	40	40	40	40
Grey Water Capacity (gal.)	33	66	66	66	66
Waste Water Capacity (gal.)	33	33	33	33	33
Awning Length	13'	16'	11'	11'	15'
Wheel Size	16"	16"	16"	16"	16"
Exterior Length (Includes Bumper to Cap)	29' 10"	35' 11"	34' 2"	34' 2"	37'
Interior Height (Coach)	81"	81"	81"	81"	81"
Axles	5100 lbs.	5100 lbs.	5100 lbs.	5100 lbs.	5100 lbs.
Tire Size	ST235/80R16E	ST235/80R16E	ST235/80R16E	ST235/80R16E	ST235/80R16E

X EDITION

Model	355FBX	393MBX
Shipping Weight	11,482	TBD
Carrying Capacity	2,958	TBD
UVW	11,542	TBD
GVWR	14,500	TBD
Hitch Weight	2,008	TBD
Exterior Height (Includes A/C)	12' 5"	TBD
Fresh Water Capacity (gal.)	48	TBD
Grey Water Capacity (gal.)	135	TBD
Waste Water Capacity (gal.)	90	TBD
Awning Length	20'	TBD
Wheel Size	16"	16"
Exterior Length (Includes Bumper to Cap)	42' 7"	42' 7"
Interior Height (Coach)	85"	85"
Axles	7000 lbs.	7000 lbs.
Tire Size	ST235/80R16G	ST235/80R16G

MID-PROFILE

Model	298RLS	334FL	336TSIK	360IBL	367BH	373MBRB	381RD
Shipping Weight	9,515	12,340	10,460	11,390	12,268	12,971	12,186
Carrying Capacity	2,425	2,600	2,980	2,550	3,172	1,969	2,254
UVW	9,575	12,400	10,520	11,450	12,328	13,031	12,246
GVWR	12,000	15,000	13,500	14,000	15,500	15,000	14,500
Hitch Weight	1,935	2,708	1,880	2,100	2,194	2,219	2,310
Exterior Height (Includes A/C)	12' 4"	12' 5"	12' 4"	12' 4"	12' 5"	12' 6"	12' 6"
Fresh Water Capacity (gal.)	48	48	48	48	48	48	48
Grey Water Capacity (gal.)	90	85	90	90	112	120	90
Waste Water Capacity (gal.)	45	45	45	45	72	75	45
Awning Length	15'	20'	16'	18'	15'	17'	20'
Wheel Size	16"	16"	16"	16"	16"	16"	16"
Exterior Length (Includes Bumper to Cap)	34' 8"	42' 6"	37'	39' 9"	42' 6"	42' 6"	42' 6"
Interior Height (Coach)	85"	85"	85"	85"	85"	85"	85"
Axles	5100 lbs.	7000 lbs.	7000 lbs.	7000 lbs.	7000 lbs.	7000 lbs.	7000 lbs.
Tire Size	ST235/80R16E	ST235/80R16G	ST235/80R16G	ST235/80R16G	ST235/80R16G	ST235/80R16G	ST235/80R16G



Specifications based on actual dealer stock units with typical options. Water heater capacity not included in fresh water capacity. Info subject to change and based on supplier availability. Please contact your local dealer for actual VIN# unit specifications.

SPECIFICATIONS



STAINLESS APPLIANCES



KING MASTER SUITES*



DINE WITH THE BEST VIEWS



ORGANIZE

C H A P A R T A L
COACHMEN RV - FOR OVER 50 YEARS... YOUR LEADER TO THE GREAT OUTDOORS



DUAL LAV*



DREAM KITCHENS



SPACIOUS LAYOUTS



FAMILY-FRIENDLY DESIGNS



CHAPARRAL

Kitchen & Dining Area, 336TSIK



CHAPARRAL

Kitchen & Living Area, 336TSIK

CHAPARRAL

Fresh New Decor Options



Silver Beach Decor

Chaparral's all new Silver Beach decor is sure to brighten your home away from home. Our beautiful Dove Grey L.E.D. back lit cabinetry* was selected by professional interior (female & male) designers who helped us take Chaparral into the next level of contemporary design, while maintaining a warm, inviting feeling throughout.

CHAPARRAL

Couples & Family-Friendly Choices



Mahogany Bay Decor

Chaparral's 2nd decor option maintains our beautiful Dove Grey L.E.D. back lit cabinetry* with a darker ebony seating & valance choice called Mahogany Bay. The contrast between the cabinetry & seating areas provides a stunning, modern look, in a more family friendly (even husband-friendly) color palette.

CHAPARRAL

All New 355FBX Chaparral X Edition Series Shown in Mahogany Bay Decor

NEW 355FBX X EDITION FRONT BUNK

Includes dual, full-size bathrooms, a dual lav master bath, a King size-master suite, & a masterfully designed, spacious living area

Chaparral's all new 355FBX (X Edition) is a Mid-Profile at heart, but with a more family-friendly price point & thoughtful design for the entire family. No sharing of bathrooms necessary in this large two bedroom, two bath design with a unique front quad bunk. Find yours today at: www.coachmenrv.com

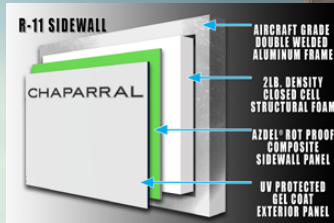


SCAN HERE FOR ADDITIONAL PHOTOS, 360 VIRTUAL TOURS, VIDEOS, & A COMPLETE LIST OF STANDARDS, OPTIONS & MORE

CHAPARRAL



FREE MEMBERSHIP
www.coachmenowners.com




AZDEL COMPOSITE SIDEWALL PANELS



5 YEAR NO EXCUSE GUARANTEE



USA-MADE DEXTER AXLES



PRE-DELIVERY INSPECTION FACILITY
20,000 square feet of quality assurance. The bare essentials for a premium product. This state-of-the-art facility gives immediate daily feedback to production for quality assurance in every unit built.

CHAPARRAL

STAND OUT FEATURES



- AUTOMOTIVE PAINTED FRONT CAP W/ LED STRIP LIGHTING
- VACUUM BONDED & ALUMINUM FRAMED SIDEWALLS W/ ROT PROOF AZDEL COMPOSITE SIDEWALL PANELS (X2)
- UV-TREATED, WEATHER RESISTANT DECALS W/ UPDATED MODERN CHAPARRAL LOGOS
- WEATHER SHIELD PLUS (SUPERIOR PROTECTION FROM THE ELEMENTS!)
- 0° COLD TESTED & 110° HOT TESTED (EXTREME TEMPERATURE CHAMBER)
- SECTIONALIZED UNDERBELLY FOR EASE OF SERVICE (I-BEAM TOP MOUNTED & SEALED)
- SPACE AGE RADIANT BARRIER REFLECTIVE TECHNOLOGY (UNDERBELLY, ROOF, SLIDES & MORE!)
- UNOBSTRUCTED & INSULATED PACK MAX PASS-THRU STORAGE W/ BUILT-IN TOOL STORAGE
- HEATED, INSULATED, & ENCLOSED TANKS & GATE VALVES
- ROOF MOUNTED SOLAR PANEL PREP (ROOF MOUNTED SOLAR PANEL OPT. AVAIL)
- WINEGUARD AIR 360 HDTV/RADIO DOME ANTENNA (PRE-WIRED FOR OPT. CONNECT 2.0 WIFI EXTENDER)
- 15K BTU MAIN A/C + WIRE, FRAME, & PREP FOR 2ND OPTIONAL AIR CONDITIONER (DUAL DUCTED)
- 100% GEAR-DRIVEN SLIDES (NO CABLE SLIDES!)
- USA-MADE DEXTER AXLES W/ E-Z LUBE HUBS
- ROAD ARMOR SUSPENSION BY TRAIL AIR W/ HEAVY DUTY SHACKLES & WET BOLTS
- FULL REAR BUMPER W/ ACCESSORY RECEIVER PREP
- THOMAS PAYNE TRI-FOLD HAB*/THEATRE SEATING W/ HEAT, MASSAGE, & LED LIGHTS*
- STAINLESS STEEL APPLIANCES THROUGHOUT
- 8, 10.7, & 17CU. FT. REFRIGERATOR OPTIONS* (GAS/ELECTRIC, 12V, & RESIDENTIAL OPTIONS AVAILABLE*)
- MODERN, HIGH BTU OUTPUT ELECTRIC FIREPLACE
- SIDE-BY-SIDE/STACKABLE WASHER/DRYER PREP (MIDS)

VISIT WWW.COACHMENRV.COM FOR MORE INFO, VIDEOS, 360 TOURS, AND A COMPLETE LIST OF STANDARDS, OPTIONS, AND PACKAGES

GVWR (GROSS VEHICLE WEIGHT RATING) - IS THE MAXIMUM PERMISSIBLE WEIGHT OF THE UNIT WHEN FULLY LOADED. IT INCLUDES ALL WEIGHTS, INCLUSIVE OF ALL FLUIDS, CARGO, OPTIONAL EQUIPMENT AND ACCESSORIES. FOR SAFETY AND PRODUCT PERFORMANCE DO NOT EXCEED THE GVWR.

GAWR (GROSS AXLE WEIGHT RATING) - IS THE MAXIMUM PERMISSIBLE WEIGHT, INCLUDING CARGO, FLUIDS, OPTIONAL EQUIPMENT, AND ACCESSORIES THAT CAN BE SAFELY SUPPORTED BY A COMBINATION OF ALL AXLES.

UVW (UNLOADED VEHICLE WEIGHT) - IS THE TYPICAL WEIGHT OF THE UNIT AS MANUFACTURED AT THE FACTORY. IT INCLUDES ALL WEIGHT AT THE UNIT'S AXLE(S) AND TONGUE OR PIN AND LP GAS. THE UVW DOES NOT INCLUDE CARGO, FRESH POTABLE WATER, ADDITIONAL OPTIONAL EQUIPMENT OR DEALER INSTALLED ACCESSORIES. *ESTIMATED AVERAGE BASED ON STANDARD BUILD OPTIONAL EQUIPMENT.

CCC (CARGO CARRYING CAPACITY)** - IS THE AMOUNT OF WEIGHT AVAILABLE FOR FRESH POTABLE WATER, CARGO, ADDITIONAL OPTIONAL EQUIPMENT AND ACCESSORIES. CCC IS EQUAL TO GVWR MINUS UVW. AVAILABLE CCC SHOULD ACCOMMODATE FRESH POTABLE WATER (8.3 LBS PER GALLON). BEFORE FILLING THE FRESH WATER TANK, EMPTY THE BLACK AND GRAY TANKS TO PROVIDE FOR MORE CARGO CAPACITY.

** ESTIMATED AVERAGE BASED ON STANDARD BUILD OPTIONAL EQUIPMENT. EACH FOREST RIVER RV IS WEIGHED AT THE MANUFACTURING FACILITY PRIOR TO SHIPPING. A LABEL IDENTIFYING THE UNLOADED VEHICLE WEIGHT OF THE ACTUAL UNIT AND THE CARGO CARRYING CAPACITY IS APPLIED TO EVERY FOREST RIVER RV PRIOR TO LEAVING OUR FACILITIES.

THE LOAD CAPACITY OF YOUR UNIT IS DESIGNATED BY WEIGHT, NOT BY VOLUME, SO YOU CANNOT NECESSARILY USE ALL AVAILABLE SPACE WHEN LOADING YOUR UNIT.

ALL INFORMATION CONTAINED IN THIS BROCHURE IS BELIEVED TO BE ACCURATE AT THE TIME OF PUBLICATION. HOWEVER, DURING THE MODEL YEAR IT MAY BE NECESSARY TO MAKE REVISIONS. FOREST RIVER, INC., RESERVES THE RIGHT TO MAKE ALL SUCH CHANGES WITHOUT NOTICE, INCLUDING PRICES, COLORS, MATERIALS, EQUIPMENT, AND SPECIFICATIONS, AS WELL AS THE ADDITION OF NEW MODELS AND THE DISCONTINUANCE OF MODELS SHOWN IN THIS BROCHURE. THEREFORE, PLEASE CONSULT WITH YOUR FOREST RIVER DEALER AND CONFIRM THE EXISTENCE OF ANY MATERIALS, DESIGN, OR SPECIFICATIONS THAT ARE MATERIAL TO YOUR PURCHASE DECISION. * = WHERE APPLICABLE.



**24/7 EMERGENCY
ROADSIDE ASSISTANCE
WITH VEHICLE PURCHASE***

TOWING JUMP STARTS TIRE CHANGES FLUID DELIVERY LOCKOUT SERVICE	WINCH-OUT MOBILE MECHANIC TECHNICAL SUPPORT DEALER LOCATOR SERVICES
---	--

**SAFERIDE RV
MOTOR CLUB**

*VALID FOR 1 YEAR FROM DATE OF PURCHASE

CUSTOMER SATISFACTION

FOREST RIVER
encourages you to

BUY LOCAL

PREFERENTIAL SERVICE

PRODUCT INFORMATION

www.ForestRiverBuyLocal.com

2020/2021 CHAPARRAL
A DIVISION OF FOREST RIVER, INC.,
A BERKSHIRE HATHAWAY COMPANY,
ALL RIGHTS RESERVED.

Learn More
Scan this barcode using
a QR Reader on your
smart phone to learn
more about Forest River.

