

RETRO RV – Exterior Color Options



RETRO RV – Flooring Options



RETRO RV – Standard Features

Retro travel trailers are equipped with a deluxe set of standard features that make your RV travel ready. (Not all Standards available in 135, 166, 509, and 511)

- Powder Coated Chassis
- 13.5K A/C
- 12 Volt Power Converter
- Tinted Safety Glass Windows
- PVC Roof Membrane
- Outside Shower
- Spare Tire
- Diamond Plate Rock Guard
- DSI Gas/Electric Water Heater
- Gas/Electric Refrigerator
- Power Awning with LED Light Strip
- Interior and Exterior LED lighting
- FM/Bluetooth Stereo
- Powered Vent in Bathroom
- Solar PlugIn
- Observation Camera Prep
- Front and Rear Stabilizer Jacks
- Inside/Outside Speakers
- HD TV Antenna
- Smoke and CO Detectors
- 2 20lb LP Tanks with Cover
- Range Hood with Light and Exhaust Fan
- Electric Brakes
- Quick Connect Gas Line
- Cable Satellite Hook Up
- Microwave
- Black Tank Flush
- 3 Burner Range with Oven
- Power Tongue Jack
- Solid Stance Pull Out Steps (Where available)

RIVERSIDE RV RETRO CATALOG

Traveling Never Looked So Good



Retro 179

RETRO RV – Feature Options

Add entertainment, power and other amenities to your retro travel trailer with these additional feature options.

- Solid Surface Kitchen Countertops
- HD TV
- Aluminum Wheels
- Radiant Barrier Insulation
- Heartland Queen Mattress
- Murphy Bed (193)
- 12 Volt 10 Cu Ft Refrigerator
- Fireplace with Remote (Where available)
- Exterior BBQ Grill
- Pull Out Flat Top Grill (190 BH)
- Dinette Option (135)
- Outside Kitchen (265RB)
- 3" Lift with All Terrain Tires
- Solar Ready – 2-100w Panels W/30a Controller

* Specs, materials, and standards are subject to change without further notice. Some items shown are options and priced accordingly. Visit goriversidervs.com or contact your local Intrepid RV Dealer for more information.

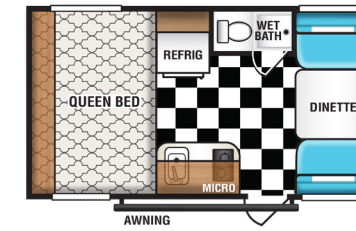
Specifications	135	166	171 DRD	179	189 R	190 BH	193	225 FKS	231 EABH	265 RB	509	511
Model	135	166	171 DRD	179	189 R	190 BH	193	225 FKS	231 EABH	265 RB	509	511
Length	15' 9"	16' 4"	21' 8"	20' 3"	23' 8"	20' 6"	21' 10"	26' 8"	26' 3"	27' 10"	13' 8"	12' 8"
Total Dry Weight (LBS)	2530	2500	3545	3255	3782	3415	4260	5370	5400	4800	1050	1540
Hitch Weight (LBS)	210	260	420	420	360	420	380	560	600	500	200	160
CCC (LBS)	1200	1260	985	1295	3600	1005	3120	2190	2200	2700	650	1040
Width	7' 6"	6' 10"	8'	8'	8'	8'	8'	8'	8'	8'	5'	8 8"
Height Including A/C	9' 4"	8' 10"	9' 10"	9' 2"	9' 10"	10' 4"	10' 6"	10' 10"	10' 10"	10' 4"	7'	8 9"
Interior Height	6' 5"	6'	6' 5"	6' 5"	6' 5"	6' 6"	6' 6"	6' 6"	6' 6"	6' 6"	4' 5"	4' 10"
# of Axles	1	1	1	1	2	1	2	2	2	2	1	1
Axle Weight Rating	3500	3500	4000	4000	3500	4000	3500	3500	3500	3500	1500	2500
Tire Size	14"	14"	15"	15"	14"	15"	14"	14"	14"	14"	14"	14"/15"
Awning Length	6'	6'	10'	10'	12'	11'	11'	17'	15'	12'	N/A	6'
Furnance (BTU)	20 K	20 K	20 K	20 K	20 K	20 K	20 K	30 K	30 K	30 K	N/A	20 K
A/C (BTU)	13.5 K	10 K	13.5 K	13.5 K	13.5 K	13.5 K	13.5 K	13.5 K	13.5 K	13.5 K	10 K	13.5 K
Fresh Water (GAL)	17	11	39	39	39	39	39	36	36	39	17	39
Grey Water (GAL)	32	18	39	32	32	32	32	30	30	32	N/A	N/A
Black Water (GAL)	17	5	39	17	17	17	17	30	30	17	N/A	N/A
Bed Size	60" X 76"	60" X 76"	60" X 76"	60" X 76"	60" X 76"	60" X 76"	60" X 76"	60" X 76"	60" X 76"	60" X 76"	60" X 75"	44" X 72"



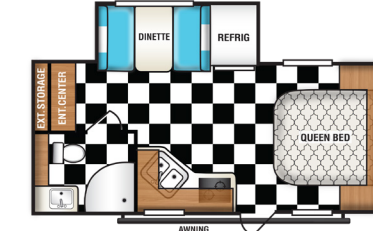
RETRO



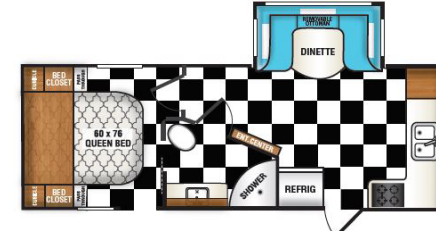
RETRO 166



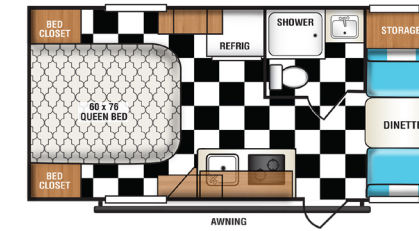
RETRO 193



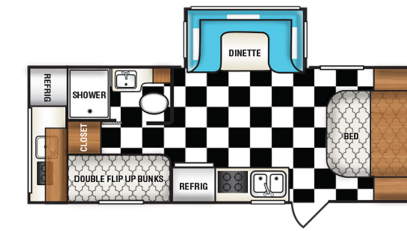
RETRO 225 FKS



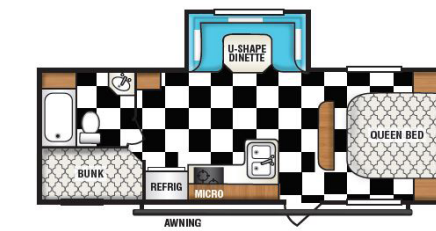
RETRO 179



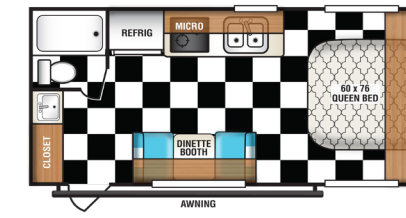
RETRO 231 EABH



RETRO 265 RB



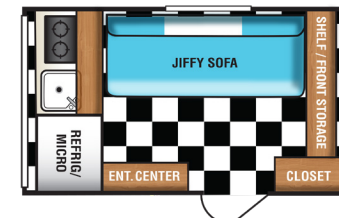
RETRO 189R



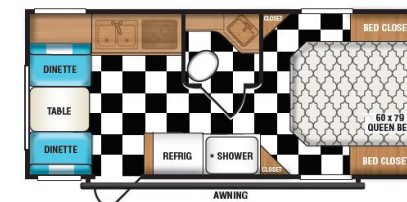
RETRO 509



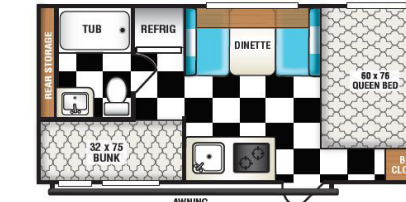
RETRO 511



RETRO 171 DRD



RETRO 190 BH



RETRO 135



Overall Length
15' 9"



Width
7' 6"



Overall Height
9' 4"



Interior Height
6' 5"



Tire Size
14"



Total Weight
2540 LBS

See the Eye-Catching Retro

The Retro is a compact, lightweight travel trailer with customization options that start with the size and look of your rv exterior. The retro brand has multiple size options ranging from micro and mini campers to a full-size 28' Bunkhouse. Haul your Retro with a Small SUV, Jeep, Van, or 1/2 Ton. View our Retro specifications guide for details on the dry weight, water tank size, axle count and more.

