

CHAPARRAL

EXPLORE  
THE DIFFERENCE

WWW.COACHMENRV.COM

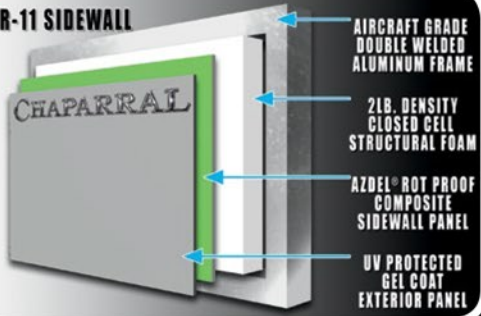


FREE MEMBERSHIP  
www.coachmenowners.com

# CHAPARRAL



R-11 SIDEWALL



AIRCRAFT GRADE  
DOUBLE WELDED  
ALUMINUM FRAME

2LB. DENSITY  
CLOSED CELL  
STRUCTURAL FOAM

AZDEL® ROT PROOF  
COMPOSITE  
SIDEWALL PANEL

UV PROTECTED  
GEL COAT  
EXTERIOR PANEL

MID-PROFILE

X-LITE

LITE

**AZDEL®**

ROT PROOF, COMPOSITE  
SIDEWALL PANELS ON BOARD!

**WEATHER SHIELD+**

SUPERIOR PROTECTION  
FROM THE ELEMENTS







WIFI

PREP



TV/RADIO DOME & WIFI PREP



BACK UP CAMERA PREP



TURN TEC™ ENGINEERING



HUGE OUTSIDE STORAGE w/ NO OBSTRUCTIONS!

PACK-MAX™ STORAGE\*



(SHOWN IN ESPRESSO DECOR)

THOMAS PAYNE® THEATRE SEATING\*

# CHAPARRAL *Lite*




SCAN HERE FOR ADDITIONAL PHOTOS, 360 VIRTUAL TOURS, VIDEOS, EXTENDED LITERATURE DOWNLOADS, A COMPLETE LIST OF STANDARDS/OPTIONS, AND MORE!



14.7CU. FT. RESIDENTIAL REFRIGERATOR OPT.\*

# EXPLORE THE CHAPARRAL DI





EXTERIOR MARINE GRADE SPEAKERS



AMAZING OUTSIDE KITCHENS\*



ACCESSORY RECEIVER PREP



SOLID STEP® ENTRY



381RD (REAR ENTERTAINMENT CENTER)  
SHOWN IN FRENCH LATTE DECOR

# DIFFERENCE!



BEST IN CLASS SLIDE OUT PANTRY WITH BUILT-IN PLATE DIVIDERS\*

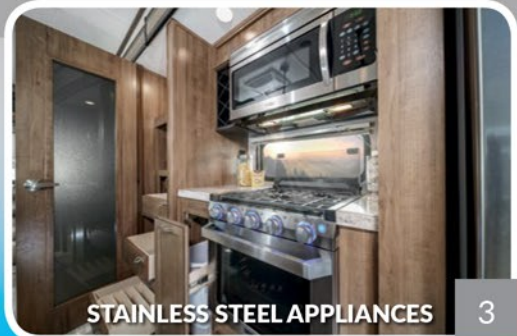


(SHOWN IN FRENCH LATTE DECOR)

XL FULLY FUNCTIONAL WINDOWS\*



KING & QUEEN BED SUITES AVAIL.\*



STAINLESS STEEL APPLIANCES





**25MKS**

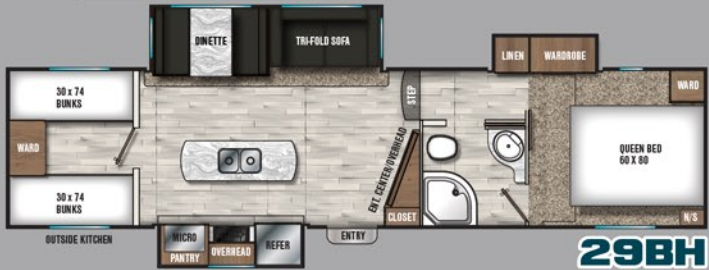
**NEW MODEL!**

29'-3"  
7,549 UVW



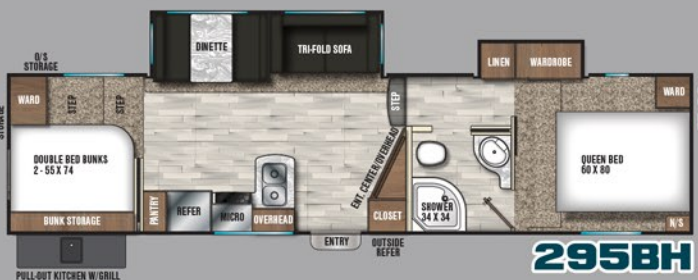
**285RLS**

33'-7"  
9,167 UVW



**29BH**

35'-4"  
9,113 UVW



**295BH**

34'-7"  
8,843 UVW



**30RLS**

33'-7"  
8,981 UVW



**30BHS**

**NEW MODEL!**

36'-5"  
9,535 UVW



**285X**

**NEW MODEL!**

33'-7"  
9,069 UVW



**295X**

34'-7"  
9,085 UVW

CHAPARRAL LITE	25MKS	285RLS	29BH	295BH	30RLS	30BHS
Carrying Capacity**	2,251	1,833	2,187	2,157	2,019	1,965
UVW*	7,549	9,167	9,113	8,843	8,981	9,535
GVWR	9,800	11,000	11,300	11,000	11,000	11,500
Hitch Weight	1,307	1,497	1,603	1,679	1,445	1,553
Exterior Height (w/ Std. A/C)	11' 10"	11' 10"	11' 10"	11' 10"	11' 10"	11' 10"
Fresh Water Capacity (gal.)	40	40	40	40	40	40
Grey Water Capacity (gal.)	33	66	66	66	66	66
Waste Water Capacity (gal.)	33	33	33	33	33	33
Wheel Size	15"	15"	15"	15"	15"	15"
Exterior Length	29' 3"	33' 7"	35' 4"	34' 7"	33' 7"	36' 5"

X-LITE	285X	295X
Carrying Capacity**	1,931	1,915
UVW*	9,069	9,085
GVWR	11,000	11,000
Hitch Weight	1,551	1,777
Exterior Height (w/ Std. A/C)	11' 10"	11' 10"
Fresh Water Capacity (gal.)	40	40
Grey Water Capacity (gal.)	66	66
Waste Water Capacity (gal.)	33	33
Wheel Size	15"	15"
Exterior Length	33' 7"	34' 7"



295X-LITE IN CHARCOAL DECOR



**NEW MODEL!**



33'-6"  
9,803 UVW



33'-10"  
9,575 UVW



36'-3"  
10,520 UVW



39'  
11,450 UVW



41'-9"  
11,863 UVW



41'-9"  
13,031 UVW



41'-9"  
12,246 UVW



41'-9"  
12,277 UVW



41'-9" 12,695 UVW

CHAPARRAL MID-PROFILE	27RKS	298RLS	336TSIK	360IBL	370FL	373MBRB	381RD	391QSMB	392MBL
Carrying Capacity**	2,197	2,425	1,480	2,550	2,637	1,969	2,254	2,223	1,805
UVW*	9,803	9,575	10,520	11,450	11,863	13,031	12,246	12,277	12,695
GVWR	12,000	12,000	12,000	14,000	14,500	15,000	14,500	14,500	14,500
Hitch Weight	1,953	1,935	1,880	2,100	2,211	2,219	2,310	2,249	2,287
Exterior Height (w/ Std. A/C)	12' 4"	12' 4"	12' 4"	12' 4"	12' 9"	12' 6"	12' 6"	12' 6"	12' 6"
Fresh Water Capacity (gal.)	48	48	48	48	48	48	48	48	48
Grey Water Capacity (gal.)	90	90	90	90	90	120	90	90	85
Waste Water Capacity (gal.)	45	45	45	45	45	75	45	45	45
Wheel Size	16"	16"	16"	16"	16"	16"	16"	16"	16"
Exterior Length	33' 6"	33' 10"	36' 3"	39'	41' 9"	41' 9"	41' 9"	41' 9"	41' 9"

(WATER HEATER CAPACITY IS NOT FACTORED IN FRESH WATER CAPACITY SPECS)



LITE AND MID-PROFILE STAND OUT FEATURES (EXTERIOR)	LITE	MID
Turn Tec™ Engineering - #1 In Turning (Short-Bed Friendly)	X (P)	X (P)
UV Treated, Weather Resistant Decals	X	X
UV Resistant Gel Coat Exterior Sidewall Panels	X	X
Vacuum Bonded & Aluminum Framed Sidewalls W/ Rot Proof AZDEL® Composite Sidewall Panels (x2)	X (P)	X (P)
80% Privacy Tint Safety Glass Windows	X	X
UV & Corrosion Resistant TPO Roof W/ 12 Year Warranty	X	X
50" TV Brackets In Outside Kitchens*	X	X
Exterior TV Hook Up & Mounting Bracket* (+ Secondary Bracket Where Applicable)	N/A	X (P)
Solar Panel Prep	X (P)	X (P)
LP Quick Connect Port	X	X
Exterior Back-Up Camera Prep	X (P)	X (P)
Electric Awning W/ LED Light Strip & One Hand Pitch Adjustment	X (P)	X (P)
Exterior Marine Speakers W/ LED Light	X (P)	X (P)
LED Entry Step Lights	X	X
LED "Head Knocker Preventer" Under Bed Slide Lights*	N/A	X
Solid Step™ Entry (4 Step Mid-Profile, 3 Step Lites)	X (P)	X (P)
Electric Front Jacks	X (P)	X (P)
Electric Rear Stabilizer Jacks	X (P)	X (P)
Accessory Receiver Prep	X (P)	X (P)
15" Radial Tires W/ Aluminum Rims	X (P)	N/A
16" Radial Tires W/ Aluminum Rims	OPT.	X (P)
Spare Tire	X (P)	X (P)

LITE AND MID-PROFILE STAND OUT FEATURES (LIVING)	LITE	MID
Modern Entertainment Center Prepped for 50" - 55" TV (Bracket Standard)	X	X
Brazilian Walnut Free Standing Table & Chairs W/ Leaf (Storage In Table & Chairs)	OPT.	X
Solid Hardwood Slide Fascia	N/A	X
Decorative, Modern Window Box Valance W/ Pleated Privacy Shades	X	X
Thomas Payne® Theatre Seating W/ Heat, Massage, Lights, & Cup Holders*	X	X
Thomas Payne® Memory Foam Tri-Fold HAB Sofa*	X	X
Congoleum® Carefree Resilient Sheet Flooring (USA Made W/ 3 Year Cold Crack Warranty)	X	X
Dual USB Charging Ports*	X	X
Ceiling Fan In Living Room (N/A 373MBRBB)	N/A	X (P)
Energy Efficient LED Interior Lighting Used Throughout	X	X
LED Motion Sensor Lights (Key Areas)*	X	X
AM/FM/CD/DVD Player W/ Bluetooth	X (P)	X (P)

LITE AND MID-PROFILE STAND OUT FEATURES (KITCHEN)	LITE	MID
Large Transom Window At Cooktop Backsplash Location	X	X
Solid Wood, Pecan Stained Cabinet Doors W/ Brazilian Walnut Accents	X	X
Solid Hardwood Drawer & Cabinet Faces	X	X
Solid Lumber Core Cabinet Stiles	X	X
Pre-Drilled & Screwed Cabinetry	X	X
Full-Extend Ball Bearing Drawer Guides (75# & 100# Guide Capacities)	X	X
Stainless Steel 8 Cubic Foot Refrigerator	X (P)	X (P)
Stainless Steel RV Microwave	X (P)	N/A
Stainless Steel 30" Residential Microwave	N/A	X (P)
21" Stainless Steel Oven W/ Residential Cooktop, Glass Cover, & Piezo Ignition	X	X
Extra Deep Stainless Sink W/ Sink Covers (Solid Surface Covers W/ Solid Surface Option)	X	X
Durable Seamless Thermofoil, Granite/Marble Style Counters (No T-Mold & Heat Resistant)	X	X
Matching Thermofoil Sink Covers	X	X

X= STANDARD, X (P)= MANDATORY PACKAGE ITEM, \* = WHERE APPLICABLE, OPT. = OPTIONAL ITEM, INFORMATION BASED ON MODELS BUILT AFTER 12/1/2018

LITE AND MID-PROFILE STAND OUT FEATURES (BATH)	LITE	MID
Large Shower W/ Sliding Glass Doors	X	N/A
Full Size Shower W/ Sliding Glass Doors & Seat (N/A 373MBRBB)	N/A	X
Large Privacy Dome Skylight	X	X
Power Ceiling Vent Fan (12 Volt)	X	X
Heat Duct & A/C Venting W/ Rotating/Closing Louvers	X	X
Large Medicine Cabinet W/ Mirror	X	X
Large Sink W/ Seamless Thermofoil Lav (No T-Mold)	X	X
Large Linen Closet	X	X
Decorative Wood Plank With Metal Towel Hooks	X	X
LED Motion Sensor Lights	X	X

LITE AND MID-PROFILE STAND OUT FEATURES (BEDROOM)	LITE	MID
Large Wardrobe W/ Hanging Storage & Drawers	X	X
Residential 60" x 80" Black Label® Pillow Top Mattress & Designer Bedspread	X (P)	X (P)
Padded Soft Touch Headboard (NA 373MBRBB)	N/A	X
Satellite & Cable TV Hook-Up W/ Removable Bracket	X	X
Bedside Nightstands W/ Cup Holders (N/A Queen Size Slide Rooms)	N/A	X
Dual USB Charging Ports	X	X
Dual 110 Volt Outlets At Bed*	X	X
Oversized Under Bed Storage W/ Gas Struts	X	X
Ducted A/C Vents W/ Rotator/Closing Louvers	X	X
Bedroom Heat Registers	X	X

LITE AND MID-PROFILE STAND OUT FEATURES (CONSTRUCTION)	LITE	MID
Residential 5" Truss Rafters (16" On Center)	X	X
Full Walk On 3/8" Roof Decking	X	X
Vacuum Bonded & Aluminum Framed Sidewalls W/ Rot Proof AZDEL® Composite Sidewall Panels (x2)	X (P)	X (P)
6 Layer, Bonded & Aluminum Framed Main Floor Structure	X (P)	X (P)
Weather Shield+™ 0° Cold Tested & 110° Hot Tested (Extreme Temperature Chamber)	X (P)	X (P)
Weather Shield+™ Space Age Reflective Technology (Underbelly, Roof, Slides & More!)	X (P)	X (P)
Weather Shield+™ Unobstructed & Insulated Pass-Thru Storage W/ Built-In Tool Storage	X (P)	X (P)
Weather Shield+™ Ducted Furnace to Enclosed, Insulated, & Heated Underbelly	X (P)	X (P)
Weather Shield+™ Heated & Enclosed Gate Valves	X (P)	X (P)
Weather Shield+™ R11 Sidewalls, R30+ Floor, R38+ Roof	X (P)	X (P)
Dexter® E-Z Lube® Axles	X (P)	X (P)
Dexter® E-Z Flex® Suspension	OPT.	X (P)

LITE AND MID-PROFILE STAND OUT FEATURES (UTILITIES)	LITE	MID
Hot/Cold Outside Shower	X	X
Black Tank Flush	X	X
Ducted 2nd Air Conditioner Wire, Frame, & Prep	X (P)	X (P)
50 AMP Service W/ Detachable Marine Cord	X (P)	X (P)
13,500 BTU Ducted Main Air Conditioner	X (P)	N/A
15,000 BTU Ducted Main Air Conditioner	OPT.	X (P)
Dual Zone Thermostat/Controller	X	X
Quick Recovery 6 Gallon Gas/Elec. Hot Water Heater (18 GPH)	X	N/A
Quick Recovery 10 Gallon Gas/Elec. Hot Water Heater (20 GPH)	N/A	X (P)
12 Volt Battery Disconnect Switch	X (P)	X (P)
Winegard® Air 360™ HDTV/Radio Dome Antenna	X (P)	X (P)
Prewired For Optional Winegard® Connect™ 2.0 WIFI Extender or 4G + WIFI Extender Dome	X (P)	X (P)
Interior & Exterior Satellite & Cable TV Hook-Up	X (P)	X (P)
Dual 30# "Saddle Storage" LP Bottles W/ Auto Change Over	X	X
Washer/Dryer Prep (N/A - 373MBRBB)	N/A	X (P)
Water Filtration Prepped	N/A	X (P)

LITE EXTERIOR OPTIONS	LITE
16" Aluminum Wheels	OPT.
Dexter® E-Z Flex® Suspension	OPT.
15,000 BTU A/C IPO 13,500 BTU A/C	OPT.
2nd 13.5 Ducted A/C In Front Bedroom	OPT.
Dual Pane Windows	OPT.
Electronic Heated Holding Tanks	OPT.
4-Point Electric Auto-Leveling System	OPT.
1-1/4" Accessory Receiver	OPT.

LITE INTERIOR OPTIONS	LITE
10 Cubic Foot Stainless Steel (12 Volt Only) Refer IPO 8 Cubic Foot Refer	OPT.
50" LED Television	OPT.
55" LED Television (285RLS Only)	OPT.
50" TV In Outdoor Kitchen (285RLS Only)	OPT.
Brazilian Walnut Free Standing Table & Chairs W/ Leaf (Storage In Table & Chairs)	OPT.
36" Wide Electric Fireplace (5,200 BTU)	OPT.
LG® Solid Surface Countertops & Sink Covers	OPT.
Comfort Air® Fan (Kitchen Only)	OPT.
Panoramic Sectional Sofa W/ Two Tables (29BH & 295BH)	OPT.

CHAPARRAL LITE PACKAGE (MANDATORY)	LITE
Turn Tec™ Engineering - #1 In Turning (Short-Bed Friendly)	(P)
Vacuum Bonded & Aluminum Framed Sidewalls W/ Rot Proof AZDEL® Composite Sidewall Panels (x2)	(P)
6 Layer, Bonded & Aluminum Framed Main Floor Structure	(P)
Weather Shield+™ 0° Cold Tested & 110° Hot Tested	(P)
13,500 BTU Ducted Main Air Conditioner	(P)
Ducted 2nd Air Conditioner Wire, Frame, & Prep	(P)
50 AMP Service W/ Detachable Marine Cord	(P)
12 Volt Battery Disconnect Switch	(P)
Solar Panel Prep	(P)
Exterior Back-Up Camera Prep	(P)
Electric Awning W/ LED Light Strip & One Hand Pitch Adjustment	(P)
8 Cubic Foot Stainless Steel Refrigerator	(P)
Residential 60" x 80" Black Label® Pillow Top Mattress & Designer Bedspread	(P)
Solid Step™ Entry (3 Step Lites)	(P)
Electric Front Jacks	(P)
Electric Rear Stabilizer Jacks	(P)
Winegard® Air 360™ HDTV/Radio Dome Antenna	(P)
Prewired For Optional Winegard® Connect™ 2.0 WIFI Extender or 4G + WIFI Extender Dome	(P)
Interior & Exterior Satellite & Cable TV Hook-Up	(P)
AM/FM/CD/DVD Player W/ Bluetooth	(P)
Exterior Marine Speakers W/ LED Light	(P)
15" Radial Tires W/ Aluminum Rims	(P)
Spare Tire	(P)
5100# Dexter® E-Z Lube® Axles	(P)
Accessory Receiver Prep	(P)

LITE ROADSIDE ASSISTANCE + 24/7 ROADSIDE ASSISTANCE BY SAFE RIDE® (P)



DEXTER® 5 YEAR AXLE  
+ LIFETIME WELD  
USA MADE

LIONSHEAD® 5 YEAR  
TIRE DEFECT + 1 YEAR  
NO EXCUSES!

# CHAPARRAL


## EXPLORE THE DIFFERENCE *lite*



MID-PROFILE EXTERIOR OPTIONS		MID	X-LITE STAND OUT FEATURES (EXTERIOR)		X-LITE	X-LITE STAND OUT FEATURES (BEDROOM)		X-LITE
2nd 13,500 BTU A/C In Front Bedroom	OPT.		Turn Tec™ Engineering - #1 In Turning (Short-Bed Friendly)		X	Large Wardrobe W/ Hanging Storage & Drawers	X	
Dual Pane Windows	OPT.		Automotive Painted Front Cap		X (P)	Residential 60" x 80" Black Label® Pillow Top Mattress & Designer Bedspread	X	
4-Point Electric Auto-Leveling System (27RKS, 298RLS)	OPT.		UV Resistant X-Lite Package Graphics (Weather Resistant)		X (P)	Satellite & Cable TV Hook-Up W/ Removable Bracket	X	
6-Point Electric Auto-Leveling System (336TSIK & Larger)	OPT.		UV Resistant Gel Coat Exterior Sidewall Panels		X	Dual USB Charging Ports	X	
Electronic Heated Holding Tanks	OPT.		Vacuum Bonded & Aluminum Framed Sidewalls W/ Rot Proof AZDEL® Composite Sidewall Panels (x2)		X	Dual 110 Volt Outlets At Bed*	X	
1-1/4" Accessory Receiver	OPT.		80% Privacy Tint Safety Glass Windows		X	Oversized Under Bed Storage	X	
JT Strong Arms	OPT.		UV & Corrosion Resistant TPO Roof W/ 12 Year Warranty		X	Ducted A/C Vents W/ Rotator/Closing Louvers	X	
			Solar Panel Prep		X	Bedroom Heat Registers	X	
			LP Quick Connect Port		X			
MID-PROFILE INTERIOR OPTIONS		MID	X-LITE STAND OUT FEATURES (LIVING)		X-LITE	X-LITE STAND OUT FEATURES (CONSTRUCTION)		X-LITE
Panoramic Sectional Sofa W/ Two Tables (360IBL Only)	OPT.		Charcoal Décor Package		X	Residential 5" Truss Rafter (16" On Center)	X	
50" LED TV (27RKS, 336TSIK, 360IBL, 370FL & 381RD)	OPT.		Modern Entertainment Center W/ 50" - 55" LED HDTV*		X (P)	Full Walk On 3/8" Roof Decking	X	
55" LED TV (298RLS, 373MBRB, 391QSMB, 392MBL)	OPT.		Decorative Woven Ultra Leather Window Box Valances		X	Vacuum Bonded & Aluminum Framed Sidewalls W/ Rot Proof AZDEL® Composite Sidewall Panels (x2)	X	
50" TV In Outdoor Kitchen (298RLS, 373MBRB, 391QSMB, 392MBL)	OPT.		Roller Shades		X (P)	6 Layer, Bonded & Aluminum Framed Main Floor Structure	X	
Booth Dinette IPO Freestanding (N/A 370FL, 381RD)	OPT.		Thomas Payne® Theatre Seating W/ Cup Holders*		X	Weather Shield+™ 0° Cold Tested & 110° Hot Tested (Extreme Temperature Chamber)	X	
36" Wide Electric Fireplace (5,200 BTU)	OPT.		Thomas Payne® Memory Foam Tri-Fold HAB Sofa*		X	Weather Shield+™ Space Age Reflective Technology (Underbelly, Roof, Slides & More!)	X	
LG® Solid Surface Countertops & Sink Covers W/ Glass Stove Cover (Standard 370FL)	OPT.		Congoleum® Carefree Resilient Sheet Flooring (USA Made W/ 3 Year Cold Crack Warranty)		X	Weather Shield+™ Unobstructed & Insulated Pass-Thru Storage W/ Built-In Tool Storage	X	
King Bed IPO Standard Queen (N/A 27RKS, 298RLS, 360IBL, & 373MBRB)	OPT.		Dual USB Charging Ports*		X	Weather Shield+™ Ducted Furnace to Enclosed, Insulated, & Heated Underbelly	X	
Comfort Air Fan® (Kitchen Only)	OPT.		Energy Efficient LED Interior Lighting Used Throughout		X	Weather Shield+™ Heated & Enclosed Gate Valves	X	
10 Cubic Foot Stainless Steel (12 Volt Only) Refer IPO 8 Cubic Foot Refer	OPT.		LED Motion Sensor Lights (Key Areas)*		X	Weather Shield+™ R11 Sidewalls, R30+ Floor, R38+ Roof	X	
12 Cubic Foot Stainless Steel (Gas/110 Volt) Refer IPO 8 Cubic Foot Refer (N/A 360IBL)	OPT.		AM/FM/CD/DVD Player W/ Bluetooth		X	Dexter® E-Z Lube® Axles	X	
14.7 Cubic Foot Stainless Steel (110 Volt Only W/ Inverter) Refer IPO 8 Cubic Foot (N/A 360IBL)	OPT.		36" Wide Electric Fireplace (5,200 BTU)		X (P)			
Roller Night Shades	OPT.					X-LITE STAND OUT FEATURES (UTILITIES)		X-LITE
			X-LITE STAND OUT FEATURES (KITCHEN)		X-LITE	Hot/Cold Outside Shower	X	
			Brazilian Walnut Finished Cabinetry		X	Black Tank Flush	X	
			Large Transom Window At Cooktop Backsplash Location		X	Ducted 2nd Air Conditioner Wire, Frame, & Prep	X	
			Solid Lumber Core Cabinet Stiles (Pre-Drilled & Screwed Cabinetry)		X	50 AMP Service W/ Detachable Marine Cord	X	
			Pre-Drilled & Screwed Cabinetry		X	15,000 BTU Ducted Main Air Conditioner	X (P)	
			Full-Extend Ball Bearing Drawer Guides (75# & 100# Guide Capacities)		X	Dual Zone Thermostat/Controller	X	
			Stainless Steel 8 Cubic Foot Refrigerator		X (P)	Quick Recovery 6 Gallon Gas/Elec. Hot Water Heater (18 GPH)	X	
			Stainless Steel RV Microwave		X (P)	12 Volt Battery Disconnect Switch	X	
			21" Stainless Steel Oven W/ Residential Cooktop, Glass Cover, & Piezo Ignition		X (P)	Winegard® Air 360™ HDTV/Radio Dome Antenna	X	
			Extra Deep Stainless Sink W/ Sink Covers (Solid Surface Covers W/ Solid Surface Option)		X	Prewired For Optional Winegard® Connect™ 2.0 WIFI Extender or 4G + WIFI Extender Dome	X	
			Durable Seamless Thermofoil, Granite/Marble Style Counters (No T-Mold & Heat Resistant)		X	Satellite & Cable TV Hook-Up	X	
			Matching Thermofoil Sink Covers		X	Exterior TV Hook-Up	X (P)	
						Dual 30# "Saddle Storage" LP Bottles W/ Auto Change Over	X	
			X-LITE STAND OUT FEATURES (BATH)		X-LITE	X-LITE EXTERIOR OPTIONS		X-LITE
			Large Shower W/ Sliding Glass Doors		X	2nd 13,500 BTU A/C In Front Bedroom	OPT.	
			Large Privacy Dome Skylight		X	1-1/4" Accessory Receiver	OPT.	
			Power Ceiling Vent Fan (12 Volt)		X	4-Point Electric Auto-Leveling System	OPT.	
			Heat Duct & A/C Venting W/ Rotating/Closing Louvers		X	16" Aluminum Wheels	OPT.	
			Large Medicine Cabinet W/ Mirror		X	50" TV (Outdoor Kitchen, 285X Only)	OPT.	
			Large Sink W/ Seamless Thermofoil Lav (No T-Mold)		X			
			Large Linen Closet		X	X-LITE INTERIOR OPTIONS		X-LITE
			Decorative Wood Plank With Metal Towel Hooks		X	10 Cubic Foot Stainless (12 Volt) Refer IPO 8 Cubic Foot Refer	OPT.	
			LED Motion Sensor Lights		X	Brazilian Walnut Free Standing Table & Chairs W/ Leaf (Storage In Table & Chairs)	OPT.	
						Panoramic Sectional Sofa W/ Two Tables	OPT.	
			X-LITE STAND OUT FEATURES (BEDROOM)		X-LITE	X PACKAGE (MANDATORY)		X-LITE
			X-LITE ROADSIDE ASSISTANCE + 24/7 ROADSIDE ASSISTANCE BY SAFE RIDE®		(P)	Modern Entertainment Center W/ 50" - 55" LED HDTV*	(P)	
						Exterior TV Hook-Up	(P)	
						Roller Shades	(P)	
						Stainless Steel 8 Cubic Foot Refrigerator	(P)	
						Stainless Steel RV Microwave	(P)	
						21" Stainless Steel Oven W/ Residential Cooktop, Glass Cover, & Piezo Ignition	(P)	
						15,000 BTU Ducted Main Air Conditioner	(P)	
						Automotive Painted Front Cap	(P)	
						UV Resistant X-Lite Package Graphics (Weather Resistant)	(P)	
						36" Electric Fireplace (5,200 BTU Output)	(P)	
						Accessory Receiver Prep	(P)	

# STANDARDS, OPTIONS, & PACKAGES





**PRE-DELIVERY INSPECTION FACILITY**  
20,000 square feet of quality assurance. The bare essentials for a premium product. This state-of-the-art facility gives immediate daily feedback to production for quality assurance in every unit built.



**NEW 27RKS IN ESPRESSO DECOR**



**NEW 25MKS IN FRENCH LATTE DECOR**



**NEW 30BHS IN ESPRESSO DECOR**

ALL INFORMATION CONTAINED IN THIS BROCHURE IS BELIEVED TO BE ACCURATE AT THE TIME OF PUBLICATION. HOWEVER, DURING THE MODEL YEAR IT MAY BE NECESSARY TO MAKE REVISIONS. FOREST RIVER, INC., RESERVES THE RIGHT TO MAKE ALL SUCH CHANGES WITHOUT NOTICE, INCLUDING PRICES, COLORS, MATERIALS, EQUIPMENT, AND SPECIFICATIONS, AS WELL AS THE ADDITION OF NEW MODELS AND THE DISCONTINUANCE OF MODELS SHOWN IN THIS BROCHURE. THEREFORE, PLEASE CONSULT WITH YOUR FOREST RIVER DEALER AND CONFIRM THE EXISTENCE OF ANY MATERIALS, DESIGN, OR SPECIFICATIONS THAT ARE MATERIAL TO YOUR PURCHASE DECISION. \* = WHERE APPLICABLE.



**YOUR LOCAL DEALER**

**381RD SHOWN W/ OPT. 12 CU. FT. GAS/ELECTRIC FRIDGE**

GVWR (Gross Vehicle Weight Rating) - is the maximum permissible weight of the unit when fully loaded. It includes all weights, inclusive of all fluids, cargo, optional equipment and accessories. For safety and product performance do NOT exceed the GVWR.  
 GAWR (Gross Axle Weight Rating) - is the maximum permissible weight, including cargo, fluids, optional equipment, and accessories that can be safely supported by a combination of all axles.  
 UVW (Unloaded Vehicle Weight)\* - is the typical weight of the unit as manufactured at the factory. It includes all weight at the unit's axle(s) and tongue or pin and LP Gas. The UVW does not include cargo, fresh potable water, additional optional equipment or dealer installed accessories.  
 \*Estimated Average based on standard build optional equipment.  
 CCC (Cargo Carrying Capacity)\*\* - is the amount of weight available for fresh potable water, cargo, additional optional equipment and accessories. CCC is equal to GVWR minus UVW. Available CCC should accommodate fresh potable water (8.3 lbs per gallon). Before filling the fresh water tank, empty the black and gray tanks to provide for more cargo capacity.  
 \*\* Estimated average based on standard build optional equipment. Each Forest River RV is weighed at the manufacturing facility prior to shipping. A label identifying the unloaded vehicle weight of the actual unit and the cargo carrying capacity is applied to every Forest River RV prior to leaving our facilities.  
 The load capacity of your unit is designated by weight, not by volume, so you cannot necessarily use all available space when loading your unit.

**24/7 EMERGENCY  
ROADSIDE ASSISTANCE  
WITH VEHICLE PURCHASE**

TOWING	WINCH-OUT
JUMP-STARTS	MOBILE MECHANIC
TIRE CHANGES	TECHNICAL SUPPORT
FLUID DELIVERY	DEALER LOCATOR
LOCKOUT SERVICE	SERVICES

**SAFERIDERV  
MOTOR CLUB**

\*VALID FOR 1 YEAR FROM DATE OF PURCHASE

**CUSTOMER SATISFACTION**

**FOREST RIVER**  
encourages you to

**BUY LOCAL**

PREFERENTIAL SERVICE

PRODUCT INFORMATION

[www.ForestRiverBuyLocal.com](http://www.ForestRiverBuyLocal.com)

# CHAPARRAL

## EXPLORE THE DIFFERENCE

Learn More  
Scan this barcode using a QR Reader on your smart phone to learn more about Forest River.

A Berkshire Hathaway company.

© 2018/2019 CHAPARRAL - A DIVISION OF FOREST RIVER, INC., A BERKSHIRE HATHAWAY COMPANY. ALL RIGHTS RESERVED. SOME ITEMS SHOWN ARE OPTIONAL OR FOR DEMONSTRATIONAL PURPOSES ONLY.