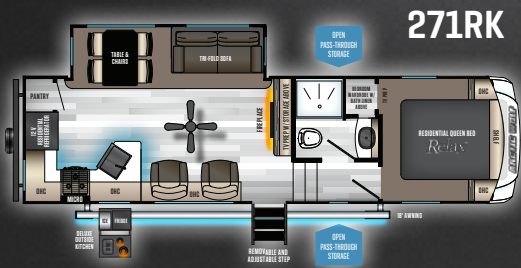
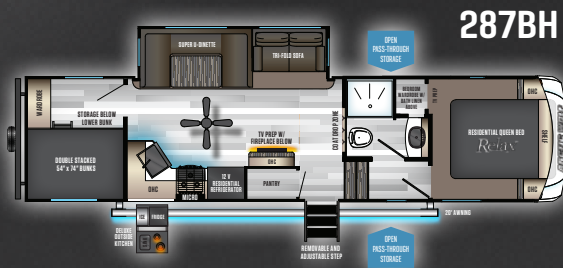


ARCTIC WOLF FIFTH WHEELS

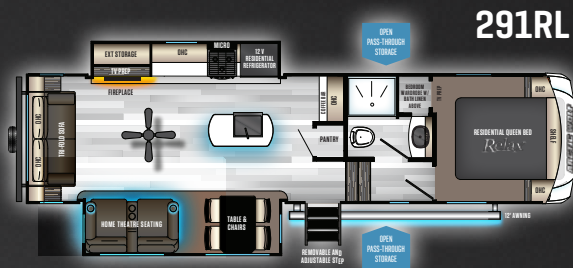
CHEROKEE LIGHTWEIGHTS



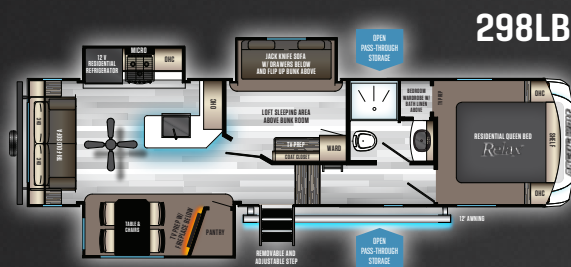
271RK



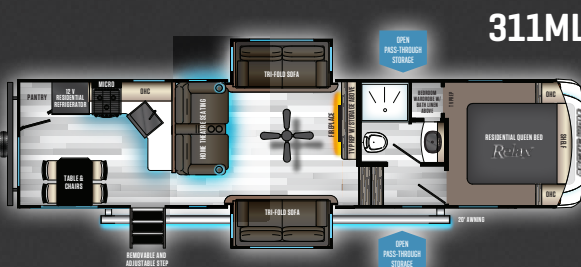
287BH



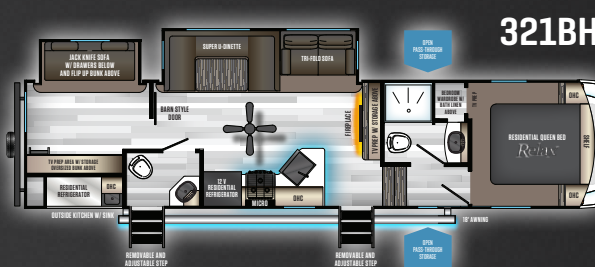
291RL



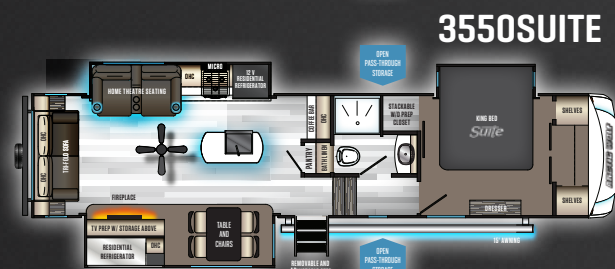
298LB



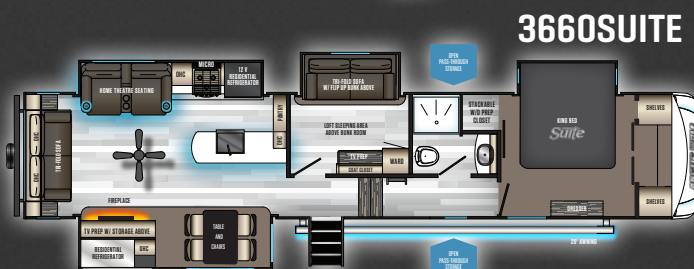
311ML



321BH



3550SUITE



3660SUITE

All information contained in this brochure is believed to be accurate at the time of publication. However, during the model year, it may be necessary to make revisions and Forest River, Inc. reserves the right to make all such changes without notice, including prices, colors, materials, equipment and specifications as well as the addition of new models and the discontinuance of models shown in this brochure. Therefore, please consult with your Forest River dealer and confirm the existence of any materials, design or specifications that are material to your purchase decision. Litho. U.S.A. FOR 1688 P&W: 2019.09.19

SPECIFICATION DEFINITIONS

GVWR (Gross Vehicle Weight Rating) - is the maximum permissible weight of the unit when fully loaded. It includes all weights, inclusive of all fluids, cargo, optional equipment and accessories. For safety and product performance do NOT exceed the GVWR.

GAWR (Gross Axle Weight Rating) - is the maximum permissible weight, including cargo, fluids, optional equipment and accessories that can be safely supported by a combination of all axes.

UVW (Unloaded Vehicle Weight)* - is the typical weight of the unit as manufactured at the factory. It includes all weight at the unit's axle(s) and tongue or pin and LP Gas. The UVW does not include cargo, fresh potable water, additional optional equipment or dealer installed accessories.

*Estimated average based on standard build optional equipment.

CCC (Cargo Carrying Capacity)** - is the amount of weight available for fresh potable water, cargo, additional optional equipment and accessories. CCC is equal to GVWR minus UVW. Available CCC should accommodate fresh potable water (8.3 lbs per gallon). Before filling the fresh water tank, empty the black and gray tanks to provide for more cargo capacity.

** Estimated average based on standard build optional equipment

Each Forest River RV is weighed at the manufacturing facility prior to shipping. A label identifying the unloaded vehicle weight of the actual unit and the cargo carrying capacity is applied to every Forest River RV prior to leaving our facilities.

The load capacity of your unit is designated by weight, not by volume, so you cannot necessarily use all available space when loading your unit.

	271RK	287BH	291RL	298LB	311ML	321BH	3550 SUITE	3660 SUITE
HITCH (LBS)	1,185	1,325	1,255	1,620	1,445	1,615	1,445	2,015
UVW (LBS)	7,808	8,368	8,358	9,048	8,153	9,288	9,568	10,790
CCC (LBS)	3,577	3,157	3,097	2,772	3,492	2,527	2,077	3,225
EXT LENGTH (FT/IN)	30' 9"	34' 0"	33' 6"	34' 0"	35' 3"	36' 0"	38' 5"	42' 5"
EXT HEIGHT W/STD AC (FT/IN)	12' 11"	12' 11"	12' 11"	12' 11"	12' 11"	12' 11"	13' 3"	13' 1"
EXT HEIGHT W/2ND AC (FT/IN)	< STD	< STD	< STD	< STD	< STD	< STD	< STD	13' 2"
EXT WIDTH (FT)	8'	8'	8'	8'	8'	8'	8'	8'
FRESH WATER TANK (GAL)	49	49	49	49	49	49	49	49
BLACK WATER TANK (GAL)	35	35	35	35	35	70	35	35
GREY WATER TANK (GAL)	70	70	35	70	70	70	70	70
AWNING (FT)	18'	20'	12'	12'	20'	18'	15'	20'



PRE-DELIVERY INSPECTION FACILITY

20,000 square feet of quality assurance. The bare essentials for a premium product. This state-of-the-art facility gives immediate daily feedback to production for quality assurance in every unit built.

12 PACK FEATURES

- Automatic Leveling System
- Arctic "Step Above Entry Step"
- Upgraded 2" Thick, Aluminum Framed, Laminated, Block Foam Insulated Exterior Walls
- NGX Frame Technology
- 50 Amp Service with 15K AC and 2nd AC Prep
- Aluminum Rims with Tire Pressure Monitors
- VibrationSmart™ 12v, 10 cu. ft. Residential Refrigerator with Travel Lock
- One Control® Smart RV Technology
- 6' 4" Slide Room Height (Main Level Floor Slides)
- "Zebra Shades" in Main Living Area
- 80" Residential Length Mattress (60" x 80" Non-Bed Slides; 72" x 80" Bed Slides)
- Fireplace

ARCTIC WOLF STANDARDS & OPTIONS

FEATURE PACKAGES

ELEMENTAL PROTECTION PACKAGE

[Not all items available on all models]

- Best in Class Size, High Efficiency Furnace (35,000 BTUs)
- Enclosed Underbelly with Forced Air Heat to All Holding Tanks
- High Capacity Electric Fireplace (5200 BTU's) with Multiple Heat and Fan Settings (Comes with Remote)
- High Circulation Interior Ceiling Fan
- Insulator Series [Non-Conductive Material] Wood Roof and Floor Superstructure
- Oversized Bathroom Attic Fan for Increased Interior Air Flow
- Racetrack Style Ceiling Air Ducting System for Maximum Cooling Capacity
- Seamless Roofing Membrane with Heat Reflectivity
- Secondary Air Conditioner Location Prepped with Wiring and Braced for Support
- Supersized Air Conditioning Unit (15,000 BTU) with Immediate Quick Cool Dump Feature
- Upgraded 2" Thick Laminated Exterior Walls with Block Foam Insulation

LIMITED PACKAGE

[Not all items available on all models]

- VIBRATIONSMART™ 12V, 10 Cubic Foot Residential Refrigerator with Travel Lock
- "Total Control" for Wireless Operation of Multiple Light Zones, Awning, Monitor Panel and All Slides
- "Zebra Shades" (Light Filtering with Blackout Capability) in Main Living Area
- Pleated Shades in Bedrooms, Hallways and Bunk Rooms
- 6'4" Slide Room Height (Main Level Floor Slides) with Oversized Panoramic Windows
- Automatic Leveling System with 18,000 lb. Capacity and Hitch Memory

- Commercial Grade Spring Spout Kitchen Faucet with Pull-out Sprayer
- Cherokee Exclusive Exterior Step with Oversized Landing, Quick Release and Protective Kick Plate (All Entries)
- NGX Frame Technology (CNC Rail Fabrication and Camber, Huck® Fasteners, E-Coated)
- "Leash Latch" Pet Safety Technology
- Quick Clean Waste Tank Sprayer
- Residential, Oversized Farm Style Kitchen Sink with Flush Mount Cover
- Slam Friction Hinge Entry Door
- Seamless Counter Tops Throughout
- Slam Latch Compartment Doors with "Safety Stay" Magnet Technology
- Tire Pressure Safety Sensors.
- Dual Port USB Charging Stations (Multiple Locations in Living, Kitchen, Bed and Bunk Area)
- "Clean Sweep" Floor Design (No Heat Vents Cut in Floor)
- Full Bath Linen with Toiletry Shelf (Non-Bed Slide Models)
- Aluminum Rims
- Outside TV Prep in Pass Thru
- Large Exterior Folding Entry Assist Grab Handle (All Entries)
- "Leash Latch" Pet Safety Technology
- 5/8" Tongue and Groove Plywood Floor Decking
- Prepped for Rear Ladder
- 1x Engineered Wood SuperTruss Roof Structure with 3/8" Decking (Fully Walkable)
- Side Solar Prep and Wiring
- Battery Disconnect
- Bumper Mount Swing Arm Grill Prep
- 50AMP Marine Style Power Cord
- Rear View Camera Prep
- LED Interior/Exterior Lighting Package
- Outside Shower with Hot and Cold Water
- Dual Zone Bluetooth Stereo Optimized for USB Flash Drives, iPods and Other MP3 Players

STANDARDS

- 60"X80" Residential Queen-Sized Mattress (Non-Bed Slide Models)
- 72"X80" Residential King-Sized Mattress (Bed Slide Models)
- Individual Reading Lights at Bed
- Full Walkaround space in Bedroom
- Full Width Front Bedroom Closet with Built In's and Sliding Doors (Bed Slide Models)
- Full Under Bed Storage with Strut Lift Assist
- Oversized Bedroom Dresser (Bed Slide Models)
- "Super-Stor" Bedroom Closet with Full Depth Hanging Space and Built In's (Includes Washer/Dryer Prep for Bed Slide Models)
- Bedroom TV Prep
- Nautilus Style Shower with Retractable Splash Proof Door
- Shower Skylight
- Porcelain Stool with Water Jet Assist and Foot Flush
- Oversized Lav Sink, Countertop, Base Cabinet and Medicine Cabinet
- "Home Spa" Theatre Seat with Heat, Massage and Ambient Lighting (Where Applicable)
- Deluxe Tri-Fold Sofa Sleeper (Where Applicable)
- "Blackout" Kitchen Appliance and Hardware Package

OPTIONS

- 2nd Supersized Air Conditioning Unit (15,000 BTU) with Immediate Quick Cool Dump Feature
- Arctic Wolf Swing Arm Style Bumper Mount Grill
- Large Residential Size LED TV
- Rear Storage Travel Rack
- 8 cu. ft. Gas /Electric RV Refrigerator ILO 10 cu. ft. 12V Residential Refrigerator
- Juice Pack - 50W Roof Mount Solar Panel (Expandable to 100W), Series 27 Battery, Volt Meter and 10AMP Solar Charger)

24/7 EMERGENCY ROADSIDE ASSISTANCE WITH VEHICLE PURCHASE*

TOWING
JUMP-STARTS
TIRE CHANGES
FLUID DELIVERY
LOCKOUT
SERVICE

WINCH-OUT
MOBILE MECHANIC
TECHNICAL
SUPPORT
DEALER LOCATOR
SERVICES



*VALID FOR 1 YEAR FROM DATE OF PURCHASE

CUSTOMER SATISFACTION

FOREST RIVER
encourages you to

BUY LOCAL



PREFERENTIAL SERVICE

PRODUCT INFORMATION

www.ForestRiverBuyLocal.com

FREE MEMBERSHIP
to Forest River Owners' Group



A Berkshire Hathaway company.



Learn More

Scan this barcode using a QR Reader on your smart phone to learn more about Forest River.



WWW.FORESTRIVERINC.COM/SABRE

YOUR ARCTIC WOLF DEALER