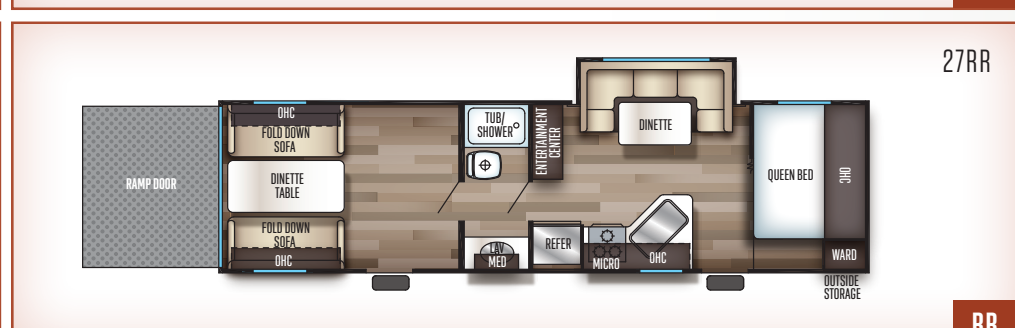
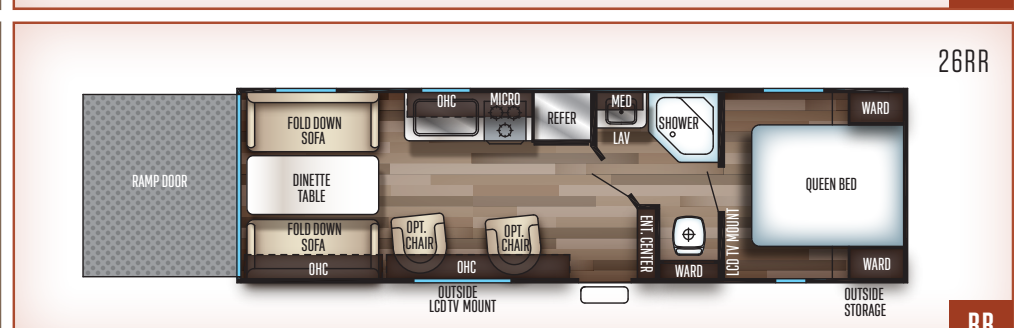
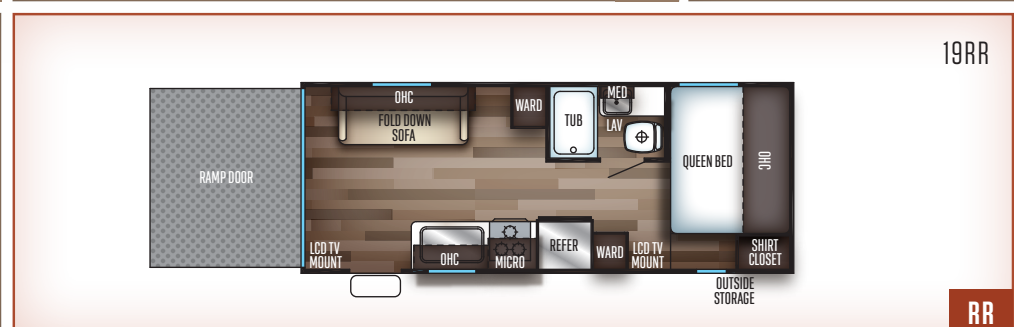
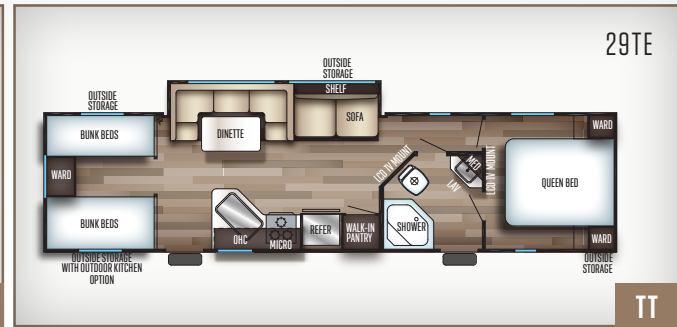
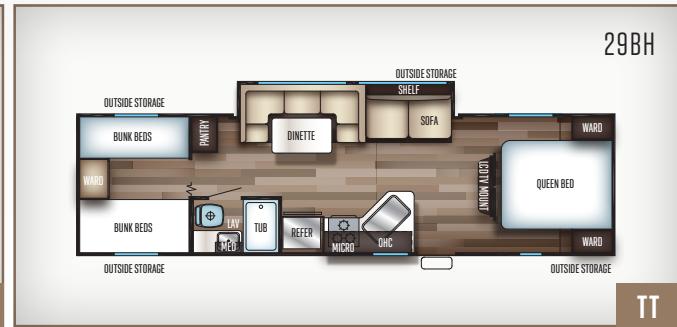
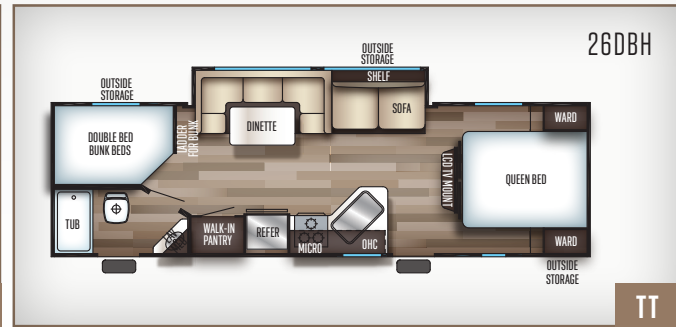


GREY WOLF

TRAVEL TRAILERS





	26DBH	29BH	29TE	19RR	22RR	26RR	27RR
DRY HITCH WEIGHT (LBS.)	570-LBS.	650-LBS.	934-LBS.	574 LBS	650-LBS.	775-LBS.	775-LBS.
UNLOADED VEHICLE WEIGHT (LBS.)	4947-LBS.	6314-LBS.	5960-LBS.	4180 LBS	6314-LBS.	5030-LBS.	5030-LBS.
AXLE WEIGHT (LBS.)	4339-LBS	5626-LBS.	4988-LBS.	3568 LBS	5626-LBS.	4217-LBS.	4217-LBS.
SHIP WEIGHT (LBS.)	4909-LBS.	6276-LBS.	5922-LBS.	4142 LBS	6276-LBS.	4992-LBS.	4992-LBS.
GVWR W/BRAKES (LBS.)	7570-LBS.	7650-LBS.	7934-LBS.	7574 LBS	7650-LBS.	7775-LBS.	7775-LBS.
CARGO CARRYING CAPACITY (LBS.)	2623-LBS.	1936-LBS.	1974-LBS.	3394 LBS	1936-LBS.	2745-LBS.	2745-LBS.
EXTERIOR LENGTH	29'-3"	33'11"	33' 4"	23'11"	33'11"	30'8"	30'8"
EXTERIOR HEIGHT W/ AC	10'-6"	10'-8"	10'-6"	10'-6"	10'-8"	10'-6"	10'-6"
GREY CAPACITY (GAL)	38 GAL	38 GAL	38 GAL	28 GAL	38 GAL	38 GAL	38 GAL
BLACK CAPACITY (GAL)	28 GAL	28 GAL	38 GAL	28 GAL	28 GAL	38 GAL	38 GAL
FRESH CAPACITY (GAL)	46 GAL	46 GAL	46 GAL	46 GAL	46 GAL	46 GAL	46 GAL



Base Camp Package

- Back Up Camera Ready
- Black Tank Flush
- Flip Down Travel Rack (not available on all models)
- Friction Hinge Entrance Door
- Large Exterior Folding Assist Grab Handle
- Outside Shower with Hot and Cold Water
- Outside TV Bracket and Hook Ups
- Power Awning
- Power Tongue Jack(not available on all models)
- RVQ Quick Connect
- Solar Prep and Wiring

Campfire Package

- 40" Dinette Drawers x 2 (not available on all models)
- Sink Cover
- Cabinets in Bedroom (not available on all models)
- 6 Gallon Gas/Electric DSI Water Heater
- HDMI Entertainment System
- Skylight over Tub
- High Output Attic Fan
- Solid Bedroom Doors (not available on all models)
- Ducted A/C (not available on all models)
- Oven

Limited Package

- Cherokee Stable Step
- External LED Strip Lighting
- External Scare Light
- Fireplace (not available on all models)
- Kitchen Skylight W/ Shade
- LED Interior Lights
- LED Strip Lighting (not available on all models)
- Mag Wheels
- Night Shades (not available on all models)
- Premium Bedding Ensemble and Comforter
- Premium Teddy Bear Bunk Mats

- Ramp Door Patio System (available on RR Models Only)
- Remote Control Awning
- Residential Farm Style Stainless Steel Sink
- Super Kitchen
- Tire Pressure Monitors
- Tub Surround
- Upgraded Designer Backsplash
- Upgraded Entertainment Sofa
- Upgraded Kitchen Appliance Package
- USB Charging Stations(Beds, Bunks,Tables where applicable)



PRE-DELIVERY INSPECTION FACILITY

20,000 square feet of quality assurance. The bare essentials for a premium product. This state-of-the-art facility gives immediate daily feedback to production for quality assurance in every unit built.



Learn More
Scan this barcode using a QR Reader on your smart phone to learn more about Forest River.



A Berkshire Hathaway company.



FREE MEMBERSHIP
to Forest River Owners' Group

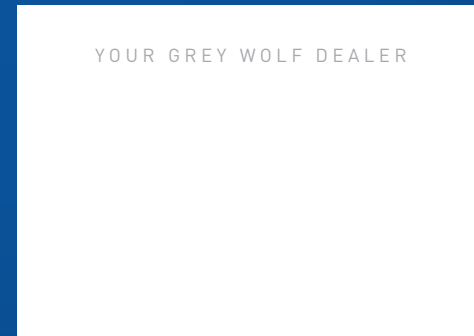
www.forestriverfrog.com



CUSTOMER SATISFACTION



www.ForestRiverBuyLocal.com



All information contained in this brochure is believed to be accurate at the time of publication. However, during the model year, it may be necessary to make revisions and Forest River, Inc., reserves the right to make all such changes without notice, including prices, colors, materials, equipment and specifications as well as the addition of new models and the discontinuance of models shown in this brochure. Therefore, please consult with your Forest River, Inc., dealer and confirm the existence of any materials, design or specifications that are material to your purchase decision. Litho. U.S.A. FOR 153Z P/W: 2018.09.04

24/7 EMERGENCY ROADSIDE ASSISTANCE

For a worry-free ownership experience

Forest River includes one

year of Coach-Net RV Technical & Roadside

Assistance with each RV purchase. Whether new to the RV lifestyle or an experienced RV enthusiast, Forest River owners have 24/7 access to technical, operational and emergency road service coverage throughout the US & Canada.

Coach-Net's fast, dependable service is just a phone call away.

Coach-Net®

RV Technical & Roadside Assistance

Specification Definitions

GVWR (Gross Vehicle Weight Rating) - is the maximum permissible weight of the unit when fully loaded. It includes all weights, inclusive of all fluids, cargo, optional equipment and accessories. For safety and product performance do NOT exceed the GVWR.

GAWR (Gross Axle Weight Rating) - is the maximum permissible weight, including cargo, fluids, optional equipment and accessories that can be safely supported by a combination of all axles.

UVW (Unloaded Vehicle Weight)* - is the typical weight of the unit as manufactured at the factory. It includes all weight at the unit's axle(s) and tongue or pin and LP Gas. The UVW does not include cargo, fresh potable water, additional optional equipment or dealer installed accessories.

*Estimated average based on standard build optional equipment.

CCC (Cargo Carrying Capacity)** - is the amount of weight available for fresh potable water, cargo, additional optional equipment and accessories. CCC is equal to GVWR minus UVW. Available CCC should accommodate fresh potable water

(8.3 lbs per gallon). Before filling the fresh water tank, empty the black and gray tanks to provide for more cargo capacity.

** Estimated average based on standard build optional equipment

Each Forest River RV is weighed at the manufacturing facility prior to shipping. A label identifying the unloaded vehicle weight of the actual unit and the cargo carrying capacity is applied to every Forest River RV prior to leaving our facilities.

The load capacity of your unit is designated by weight, not by volume, so you cannot necessarily use all available space when loading your unit.