

AMERICAN EAGLE 2014

AMERICAN EAGLE®



 *American Coach*
DRIVING YOUR PASSION

DRIVING YOUR PASSION

INTEGRITY. REPUTATION. COMMITMENT.

AT AMERICAN COACH® THESE ARE MORE THAN JUST WORDS. THEY'RE THE PRINCIPLES UPON WHICH WE BUILD EVERY MOTORCOACH, EVERY DAY.

WE BELIEVE THAT EVERY LUXURY MOTORCOACH OWNER DESERVES AN EXTRAORDINARY JOURNEY, WHICH IS WHY THE AMERICAN COACH STORY BEGINS LONG BEFORE YOU STEP INSIDE OR GET BEHIND THE WHEEL. IT BEGINS WITH INNOVATIVE ENGINEERING, CUTTING-EDGE CONSTRUCTION TECHNIQUES AND A METICULOUS ATTENTION TO DETAIL. BUT A BEAUTIFUL, DISTINCTIVE DESIGN IS ONLY THE BEGINNING. THROUGH OUR EXPERT SERVICE TEAM AND DEDICATED NATIONWIDE DEALER NETWORK, WE'VE EARNED AN UNSURPASSED LEVEL OF CUSTOMER LOYALTY.

WE'RE WITH YOU AT EVERY TURN, EVERY TIME, YEAR AFTER YEAR. YOUR DREAMS ARE LIMITLESS, AND SO IS OUR COMMITMENT TO EVERY AMERICAN COACH OWNER. WE'RE MORE THAN A LUXURY MOTORCOACH MANUFACTURER. WE'RE A PARTNER IN THE PURSUIT OF YOUR PASSION.



American Coach®

DRIVING YOUR PASSION

INTRODUCING THE 2014 AMERICAN EAGLE

*American
Eagle*

The 2014 American Eagle rises above with luxurious details that envelop you in comforting jubilation. Exquisite woodwork, gorgeous décor accents and top-of-the-line home theater and audio system will make your heart skip a beat—and make any adventure more thrilling and enjoyable.







AMERICAN EAGLE 45T shown in Wisteria Lane interior décor and Rich Caramel cabinetry





IMMERSE YOURSELF IN ABSOLUTE ELEGANCE.

Inside the American Eagle, breathtaking finishes and beautiful lush fabrics surprise and delight. From the instant you step inside, you realize that the journey is going to be the destination, no matter where the road takes you.



Black Galaxy interior décor and Chestnut cabinetry

EXTERIOR / INTERIOR DÉCOR



BLACK GALAXY



CORAL GABLES



WISTERIA LANE



Cinnabar

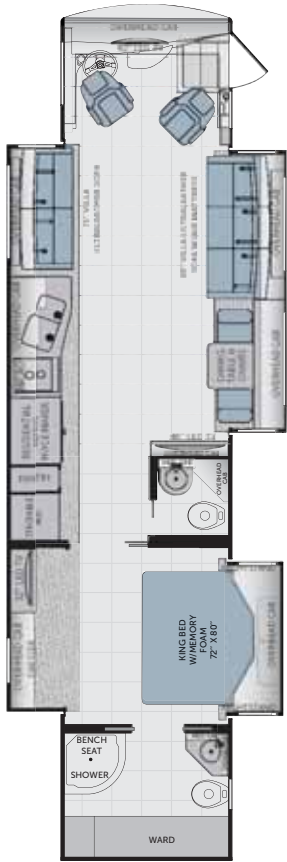


Rich Caramel



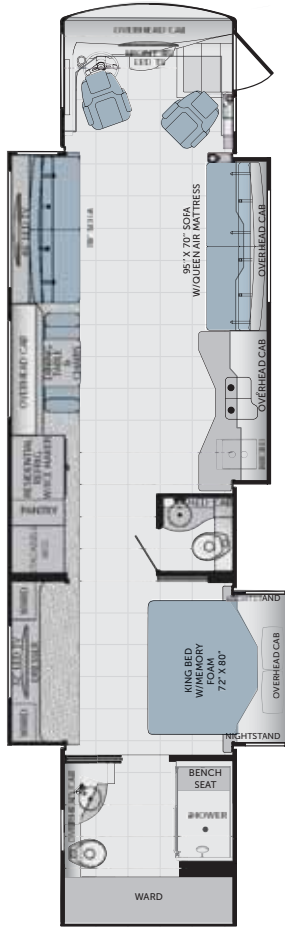
Chestnut

FLOOR PLANS



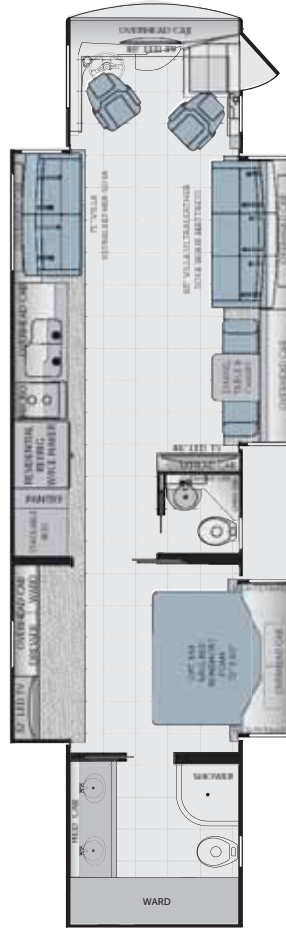
42M

Available options:
107, 126, 129, 197,
205, 828, 856, 881



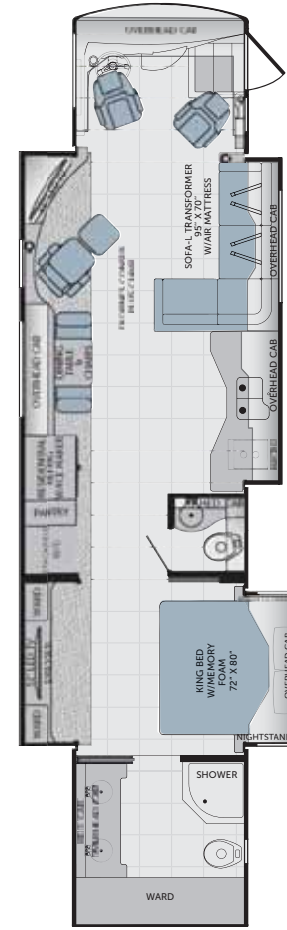
45A

Available options:
107, 126, 129, 856



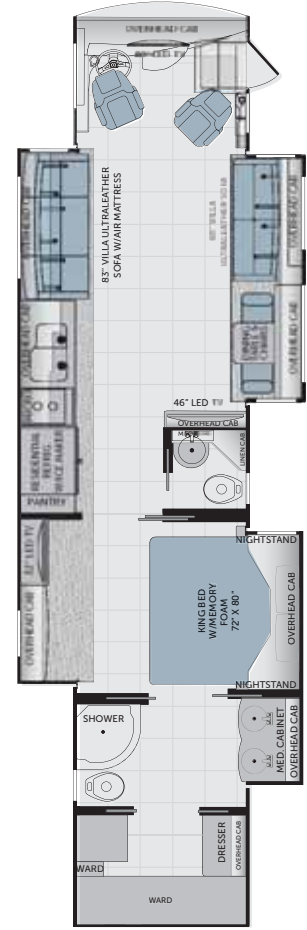
45B

Available options:
107, 126, 129, 197,
205, 828, 856, 881



45N

Available options:
087, 107, 126, 129,
856



45T

Available options:
107, 126, 129, 191,
828, 856

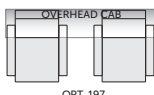
OPTIONS



OPT. 126
W/D COMBO



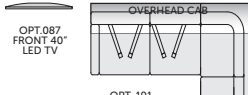
OPT. 107
DISHWASHER



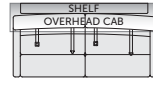
OPT. 197
DUAL FREESTANDING
RECLINERS



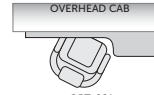
OPT. 129
W/D READY



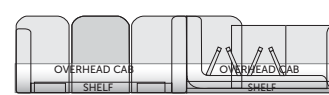
OPT. 191
SOFA-L TRANSFORMER
83" X 70" ULTRALEATHER



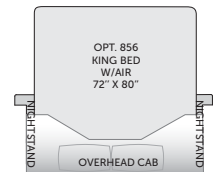
OPT. 205
71" VILLA ULTRALEATHER
SOFA W/AIR MATTRESS



OPT. 881
DESK W/RECLINER



OPT. 828
VILLA FACE-TO-FACE
ULTRALEATHER DINETTE ENSEMBLE



OPT. 856
KING BED
W/AIR
72" X 80"

STANDARD & OPTIONAL FEATURES

INTERIOR

GENERAL AMENITIES

- 30" Deep Slide-Outs (42M, 45B, 45T)
- Decorative Ceiling Trim
- Hardwood Window Treatments
- Wood-Trimmed Fan-Tastic® Rain Sensor, Power Roof Vents w/3-Speed Fan (3)
- Flush Bolt Latch Hardware on Pocket Doors
- Interior MultiPlex Power Management System
- Lined Cabinet Interiors
- Premium Hardwood Cabinet Doors
- Premium Hardwood Face-Framed Cabinetry & Moldings
- Polished Porcelain Tile Floor
- 12V LED Ceiling & Task Lighting
- Solid-Surface Entry-Step w/LED Accent Lights & Storage
- Pop-Up Outlet at Dinette Countertop w/ USB Outlets

Optional

- Canadian Standards Build
- Custom Interior Request
- Factory V.I.P. Delivery

DRIVER CONVENIENCE

- Adjustable Brake & Throttle Pedals
- Auxiliary Fog Lamps
- Auxiliary Start Switch
- Chrome, Heated Side-View Mirrors w/Remote Adjustment & Turn Signal Indicators, Side Vision Cameras Integrated Into Mirrors
- Compass & Exterior Temperature Gauge
- Dual-Dash Monitor Design
- Driver & Passenger LED Reading Lights
- Hadley® Air Horns
- Halogen Head Lamps
- Hardwood Dash Cabinetry w/Solid-Surface Top and Storage Drawers
- I.C.C. Light Switch
- Keyless Entry Door Access w/Key Fob
- Low-Profile, Automotive-Style Dash Instrumentation, Backlit Gauges & Switches
- Multiple Auxiliary 12-Volt Dash Receptacles
- One-Piece Windshield Bonded to Steel
- Power Driver Window
- Powered Windshield Privacy Blinds & Shades
- Pressure Pro® Active Tire Pressure Monitoring System
- SGM Dash Climate Control System
- Silverleaf® Chassis Monitoring System
- Smart Wheel w/Leather & Burl Wood Trim w/Manual Tilt, Tip, Telescope
- Tag Axle Dump Switch
- Top-Mounted Intermittent Windshield Wiper System w/Wet Arm
- Villa® 6-Way Power Driver Seat w/Heat, Power Lumbar & Adjustable Arms (Ultraleather™)
- Villa 6-Way Power Passenger Seat w/Heat, Power Lumbar, Adjustable Arms & Electric Footrest (Ultraleather)

Electronics

- Color Camera Monitor w/One-Way Audio
- Sony Rear-View Camera
- Xite® Touch Screen Dash Radio w/GPS Navigation & Sirius® Satellite Radio (Subscription Required)

LIVING AREA

- Central Vacuum System
- Centralized Command Center
- Day/Night Pleated Shades
- Hardwood Front TV Overhead Cabinetry
- Large Passenger Window
- Lighted Step Well Area w/Power Cover
- Sony 40" LED HDTV (Front)
- Sony 46" LED HDTV (Mid-Ship)

Optional

- Power Shades/Blinds Package
- TracVision® R6 Series Satellite System
- Winegard® In Motion Satellite System
- iPad® Controller for Lights, Blinds & A/V
- Front 40" LED TV (45N)

Electronics

- Sony® Blu-ray® DVD w/Wi-Fi
- Sony Home Theater System w/Bose® Acoustimass® Speakers

GALLEY

- Adjustable Shelves
- Countertop Decorative Edge Treatment
- High-Rise Galley Faucet w/Pullout Sprayer
- Polished Solid-Surface Countertop & Flush Sink Covers
- Decorative Backsplash
- Roller Bearing Full-Extension Drawer Guides
- Solid Hardwood Drawer Fronts
- Solid-Surface Under-Mount Double-Bowl Sink

Appliances

- Flush-Mount Electric 2-Burner Induction Cooktop
- GE® Advantium® Convection Microwave Oven
- French Door Refrigerator w/Icemaker In Door

Optional

- Dishwasher Drawer w/Cabinet Wood Front
- Insta-Hot: Hot Water Dispenser



BEDROOM

- Exclusive Serenity Series King Mattress w/Signature Memory Foam
- Cedar-Lined Wardrobe
- Full-Length Rear Wardrobe
- Hardwood 6-Panel Doors
- Hardwood Framed Headboard w/Padded Fabric Accent
- Key-Actuated Hidden Safe
- Lift-Up Bed w/Under-Bed Storage
- Overhead Cabinetry Above Bed
- Polished Solid-Surface Counter & Nightstand Tops
- Recessed Bedroom Ceiling Fan
- Remote Generator Start Switch
- Shoe Storage Rear Wardrobe

Electronics/Appliances

- Sony® 32" LED HDTV
- Sony Blu-ray® DVD Player
- Stacked Washer/Dryer

Optional

- King Air Mattress w/2 Remotes
- Combination Washer/Dryer
- Washer/Dryer Ready w/Shelves

FURNITURE

- Decorative Dinette & Folding Guest Chairs (N/A w/Face-to-Face Dinette Options)
- Dinette w/Deep-Base Cabinet Storage, File Storage & Slide-Out Laptop Tray
- Polished Solid-Surface Dinette Table w/Slide-Out Extension
- Villa® Ultraleather™ Sofa Bed w/Air Mattress
- Villa Ultraleather Sofa w/Removable Arms
- Villa Ultraleather Expanding L-Sofa (45T)
- Villa Ultraleather Dinette Face-to-Face Dinette Ensemble
- Villa Ultraleather Dual Recliners (42M/45B)
- Villa Ultraleather Desk w/Recliner & Ottoman (42M/45B)
- Villa Ultraleather Sofa Bed w/Air Mattress (w/Ensemble, 42M/45B)

Optional

- Villa Ultraleather Expanding L-Sofa (45T)
- Villa Ultraleather Dinette Face-to-Face Dinette Ensemble
- Villa Ultraleather Dual Recliners (42M/45B)
- Villa Ultraleather Desk w/Recliner & Ottoman (42M/45B)
- Villa Ultraleather Sofa Bed w/Air Mattress (w/Ensemble, 42M/45B)



BATHROOM

- Glass-Style Decorative Shower Enclosure
- LED Floor Lights
- Polished Solid-Surface Countertop & Sink w/ Faucet
- Decorative Backsplash
- Tecma® Silence Plus 2-Button Porcelain Vacuum Flush Toilets (2)
- Full Tile Spa Shower (45A)
- Residential Hand-Held Shower Head
- Skylight in Shower
- Solid-Surface Shower Pan
- Solid-Surface Shower Surround w/Decorative Inlay
- Manual Double Roller Shades

PLUMBING/ELECTRICAL

- Aqua-Hot® Heating System, 50,000 BTU (House, Basement, Water & Engine Pre-Heat)
- Energy Management System (50 Amp)
- Heat Pump on Rear AC Unit
- Heated Water & Holding Tank Compartments
- Holding Tank San-T-Flush™ System
- Inverter and Battery Monitor
- Multi-Point Water Pump Switching
- PEX Plumbing System
- SensaTank™ Level Monitoring System (Interior and Exterior Monitor)
- Surge Guard™ Electrical System Protection
- Three 15.0M Low-Profile Roof Air Conditioners
- Whole Coach Water Filtration System
- Waste Away Sewer Hose Manager
- Variable-Speed Water Pump

Optional

- Heated Full Tile Floor
- Waste Management System (Macerator) (Deletes Sewer Hose Manager)

SAFETY

- 3-Point Integrated Seat Belts at Driver & Passenger Seats
- Carbon Monoxide (CO) Detector
- Daytime Running Lights
- Emergency Egress Window
- Fire Extinguisher
- Lighted Exterior Grab Handle
- Momentary Courtesy Lighting at Entry and Passenger Area
- Side Docking Lamps
- Side Turn Signal Indicators
- Smoke Detector/Alarm
- Scare Lights

EXTERIOR

GENERAL AMENITIES

- Air Inflation Hose w/Fittings
- Battery Disconnect Switches for House & Chassis
- Brushed Stainless Kick Plate Under Entry Door
- Convenience Light in Utility Compartment
- Protective Front Mask
- Pure Sine Wave Inverter/Chargers (2800w)
- Electrical Outlets in Luggage Compartments
- Fresh Water Hose (25')
- Full-Width Rear Rock Guard w/Stainless Logo Panel
- Integrated Rear Upper Fiberglass Wing Deflector
- Keyless Entry Touch Pad/Entry Handle Integrated
- Large Rear Engine Access Door w/Lift Assist Struts
- Maintenance-Free (8) Absorbed Glass Mat 6-Volt Batteries (Group GC2)
- Cummins Onan® 10.0 kW Quiet Diesel Generator on Power Slide-Out w/Automatic Start
- "One Key" System (Luggage & Entry Doors)
- Power Cord Reel (50 Amp)
- Power Bus-Style Double Entry Step
- Power Luggage Door Locks (Select Doors) w/Remote Key Fob
- Roof-Mounted Engine Air Intake
- Solar Charging Panel (95w)
- Spray Wand w/Soap Dispenser & Paper Towel Holder
- Strut-Assisted Side-Hinged Luggage Doors
- Windshield Washer 1.5-Gallon Reservoir

Optional

- 1st Full Bay 36" & 54" Slide Tray
- 1st Full Bay 90" Slide Tray
- 2nd Full Bay 36" & 54" Slide Tray
- 2nd Full Bay 90" Slide Tray
- Custom Exterior Paint Color Request
- Exterior Sidewall TV (Sony® 32" LED HDTV & Sony AM/FM/CD/DVD)
- Power Cord Remote (Key Fob)
- Power Water Hose Reel
- Two-Piece Aluminum Rear Ladder

AWNINGS/WINDOWS/DOORS

- 30" Avionics Entry Door w/Deadbolt & Pneumatic Air Latches
- Entry Screen Door w/Logo Kick Plate
- Frameless Flush Mount Windows
- Girard Window Awnings (Roadside)
- Powered Entry Door Awning
- Roof-Mounted Girard Nova 2-stage Power Awnings (2) w/Wind Sensor System/LED Lights
- Slide-Out Topper Awnings

CONSTRUCTION

- 5-Layer Flooring w/3" Bead Foam Insulation
- 6-Layer Radius Roof w/Bead Foam Insulation
- Aluminum-Framed Wall Construction
- Central Electrical Panel for 120V/12V AC/DC
- Dense Bead Foam Insulation Throughout
- Axalta™ Automotive Full Body Paint w/Sand & Buff High-Gloss Finish
- Fiberglass Front and Rear Quarter Panels
- Fiberglass Molded Front Bumper
- Full Fiberglass Front & Rear Caps
- Gel Coat Fiberglass Exterior Sidewalls w/No Wood Substrate
- Heated Water and Holding Tank Compartments
- Interlocking Aluminum Roof/Sidewall/Floor Connections
- Insulated Aluminum Framed & Paneled Luggage Compartment Doors
- One-Piece Molded Fiberglass Roof w/Radius Corners & Seamless Transition to Caps
- Pebble-Finished Fiberglass Basement Lining
- Steel Construction on Front Bulkhead
- Sound Absorption Material Front, Rear & Engine
- Vacu-bond® Sidewall, Roof, Floor & Rear Wall

LIBERTY® CHASSIS

- Aluminum Wheels (6)
- Anti-Lock Brake System (ABS)
- Automatic 4-Point Dual (Air & Hydraulic) Leveling System
- Automatic Traction Control
- Custom-Tuned Sachs® Shocks
- Dual-Fuel Fill Doors – Locking
- Electro-Coated Heavy-Duty Steel Bridge Structure
- Engine Block Heater
- Full Air Brakes w/Automatic Slack Adjusters
- Neway® Air Ride Suspension
- Side Radiator Configuration
- Two 1900 CCA Maintenance-Free Chassis Batteries
- ZF® Independent Front Suspension w/60-Degree Steering Angle

WEIGHTS & MEASURES

WEIGHTS

MODEL	42M	45A	45B	45N	45T
Chassis – Liberty®	450 HP	500 HP	500 HP	500 HP	500 HP
GVWR (lbs) ¹	47,000	49,000	49,000	49,000	49,000
Front GAWR (lbs) ²	17,000	17,000	17,000	17,000	17,000
Rear GAWR (lbs) ²	20,000	20,000	20,000	20,000	20,000
Tag Axle GAWR (lbs) ²	10,000	12,000	12,000	12,000	12,000
GCWR (lbs) ³	62,000	64,000	64,000	64,000	64,000
Hitch Rating Weight (lbs) ^{††}	15,000	15,000	15,000	15,000	15,000
Tongue Weight (lbs) [†]	1,500	1,500	1,500	1,500	1,500
Fuel Capacity (gal)	150	150	150	150	150

DIMENSIONS & CAPACITIES

MODEL	42M	45A	45B	45N	45T
Wheelbase (inches)	302"	302"	302"	302"	302"
Overall Length ⁴	42'-11.5"	44'-11.5"	44'-11.5"	44'-11.5"	44'-11.5"
Overall Height (with A/C)	12'-11"	12'-11"	12'-11"	12'-11"	12'-11"
Overall Width (maximum) ⁵	102"	102"	102"	102"	102"
Interior Height (maximum)	84"	84"	84"	84"	84"
Interior Width (maximum)	96"	96"	96"	96"	96"
Fresh Water Holding Tank (gal)	100	100	100	100	100
Grey Water Holding Tank (gal)	60	60	60	60	60
Black Water Holding Tank (gal)	40	40	40	40	40

CHASSIS – Liberty 450 (42M)

MODEL: Freightliner® XCM Series
 ENGINE: Cummins® 8.9L ISL
 w/2-Stage Engine Brake
 TORQUE: 1,250 lb-ft @ 1,400 RPM
 HORSEPOWER: 450 HP
 TRANSMISSION: Allison® 3000 MH,
 6-Speed w/Electronic Shifter
 ALTERNATOR: 200-Amp Leece-Neville
 FRONT TIRES: 315/80R 22.5 Michelin® Radial (2)
 REAR TIRES: 295/80R 22.5 Michelin Radial (6)

CHASSIS – Liberty 500 (45A, 45B, 45T, 45N)

MODEL: Freightliner® SLM Series
 ENGINE: Detroit® 12.8L DD13
 w/3-Stage Engine Brake
 TORQUE: 1,650 lb-ft @ 1,200 RPM
 HORSEPOWER: 500 HP
 TRANSMISSION: Allison® 4000 MH,
 6-Speed w/Electronic Shifter
 ALTERNATOR: 200-Amp Leece-Neville
 FRONT TIRES: 315/80R 22.5 Michelin® Radial (2)
 REAR TIRES: 295/80R 22.5 Michelin Radial (6)

IMPORTANT — PLEASE READ: Product information, photography and illustrations included in this publication were as accurate as possible at the time of printing. For further product information and changes, please visit our website at www.AmericanCoach.com or contact your local American Coach dealer. Prices, materials, design and specifications are subject to change without notice. All weights, fuel, liquid capacities and dimensions are approximate. American Coach has designed its recreational vehicles to provide a variety of uses for its customers. Each vehicle features optimal seating, sleeping, storage and fluid capacities. The user is responsible for selecting the proper combination of loads (i.e., occupants, equipment, fluids, cargo, etc.) to ensure that the vehicle's capacities are not exceeded.

- GVWR (Gross Vehicle Weight Rating) is the maximum permissible weight of this fully loaded motor home. The GVWR is equal to or greater than the sum of the (UVW) unloaded vehicle weight plus the (OCCC) occupant cargo-carrying capacity*
 - GAWR (Gross Axle Weight Rating) is the maximum permissible loaded weight a specific axle is designed to carry.
 - GCWR (Gross Combined Weight Rating) is the value specified by the motor home manufacturer as the maximum allowable loaded weight of this motor home with its towed vehicle. Towing and braking capacities may be different. Refer to American Coach and chassis manufacturer's manuals for complete information.
 - Length measured from front bumper to rear bumper (excludes accessories).
 - Excludes safety equipment and awnings.
 - Motor homes feature a body width over 96" which will restrict your access to certain roads. Before purchasing, you should research any state and/or province road laws which may affect your usage.
- N/A = Not Applicable

† The chassis manufacturer recommends the installation of a supplemental brake control system to activate the brakes on the vehicle or trailer you are towing. Hitch receiver ratings expressed are maximum for the hitch receiver installed and may require the purchase of additional equipment that is dependant on the weight of the towed load. Consult with hitch receiver manufacturer for further information.

†† The Minimum Towable Load of this vehicle is the available weight capacity, up to GCWR, when the coach is fully loaded to maximum GVWR. However, if the coach is loaded to something less than maximum GVWR, that extra available weight capacity can be added to your Towable Load. For example, if your coach is loaded to 1,000 lbs less than maximum GVWR, your Towable Load increases accordingly. Do not exceed the hitch rating weight, GVWR or GCWR.

* UVW and OCCC are found on the label containing the federal certification tag in each RV.

** All 2014 American Coach motor homes include a 1-year American Coach Premier Roadside Assistance membership. For complete info, see your American Coach dealer.

CONTACT US: To locate a dealer near you, visit our website at www.AmericanCoach.com or call 1-800-435-7345. We can also be contacted at American Coach Customer Care, P.O. Box 31, Decatur, IN 46733.

EXCEPTIONAL DISTINCTION

At American Coach, we believe that your motorcoach is an exuberant declaration of success. That's why we strive every day to provide the best service, the most personal support, the highest-quality materials and the most distinctive designs in the RV industry.

We outfit each coach with state-of-the-art, name-brand technology, sophisticated accessories and engineered components. Our luxury motorcoaches do more than help you make memories—they help you make a statement, no matter where your travels take you.

Superior Innovation

The American Coach manufacturing process incorporates expert engineering, cutting-edge technology and industry-leading construction techniques.

- Vacu-bonded® floors, sidewalls and roof
- Interlocking aluminum construction
- Axalta™ ChromaSystem™ full-body exterior paint



American Coach has partnered with Freightliner Custom Chassis Corporation (FCCC) to provide an integrated engineering chassis solution for the exclusive Liberty® Chassis design—durable and dependable with an impressive warranty and the smoothest ride in the industry.

Trusted Support

From the first time you step inside your coach—and for many years to come—our service and support team is here to guarantee a smoother, safer, more satisfying ownership experience.

- American Coach Premium Roadside Assistance
- Nationwide network of luxury motorcoach dealers
- Dedicated factory support exclusively for American Coach owners



Reliable Reputation

In a marketplace full of imitators, the American Coach reputation speaks for itself.

- Industry-leading engineering and construction
- Industry-leading service and support
- Recognition and respect from customers
- Highest resale values
- Most satisfied repeat buyers



AmericanCoach.com | 800 854 1344



Visit *AmericanCoach.com* or find American Coach Tablet apps in the App Store or Google Play.

American Coach Customer Care, P.O. Box 31, Decatur, IN 46733.

© 2013. Fleetwood RV, Inc. Printed in the USA. Inventory Control Number AE14B1, 7/13. Model Year 2014, First Edition.

