

VIKING



A Berkshire Hathaway company.

ULTRA LIGHT CONVENTIONAL TRAVEL TRAILERS



VIKING

ULTRA LIGHT TRAVEL TRAILERS

Designed with Features that Make Camping Easier



SAGA TOWABLE ESSENTIAL PACKAGE (MANDATORY)

- 13,500 BTU Roof A/C (15K Roof ducted 26SBH)
- 20,000 BTU Furnace (30K Floor ducted 26SBH)
- 3 Cu. Ft. 110 Volt Refrigerator (Single axles)
- 6 Gal. DSI Gas Water Heater
- (2) Scissor Style Stabilizing Jacks (4 - 26SBH)
- Oversized Power Awning
- Floor Flush Toilet
- Dexter® E-Z Lube® Axle(s)
- Electric Brakes
- 40" Diamond Plate Front Protection
- Back-up Camera Prep
- Solar Prep
- USB Ports
- 7 Cu. Ft. Gas/Electric Refrigerator (Tandem axles)
- AM/FM Bluetooth Stereo w/App Control, (2) Interior, (2) Exterior Speakers (26SBH)

CHASSIS

- Norco NXG Chassis
- Double Steps
- Nitro-Fill Radial Tires
- Heavy Duty Tongue Jack
- Safety Chains
- Single 20# LP Tank (Double on tandem axles)

EXTERIOR

- Heavy Duty .030/.024 Exterior Metal
- Aerodynamic Front Profile (Corrugated Upper)
- Tinted Safety Glass Windows
- Bathroom Skylight
- Bath Vent
- Cable/Satellite Hook-up
- LED Exterior Lights
- EuroLatch Entrance Handle
- Friction Hinge Entrance Door
- Outside Hot/Cold Shower Station (26SBH)

INTERIOR

- 6' 6" Interior Height
- Seamless Countertops
- Ultra Comfort High-Density Cushions
- LED Lighting
- Undermount Sink (Sink cover - 26SBH)
- 2-Burner High Output Range (3-Burner tandem axles)
- Powered Range Vent
- 12V Water Pump

OPTIONS

- Solid Step Entrance (Main entry)
- Gas/Electric 3.0 Cu. Ft. Refrigerator (Single axles)
- Spare Tire w/Carrier
- Smart Jack
- "Jack It" Bike Rack
- Murphy Bed (21SBH)
- Kitchen Package - Microwave and 3-Burner Range w/Oven (26SBH)
- Outside Kitchen Package - 1.7 Cu. Ft. Refrigerator, Sink, LP Grill, LP Quick Connect (26SBH)
- All Terrain Package - Flipped Axle, 15" All Terrain Tires (Single axles only)
- 10.7 Cu. Ft. 12 Volt Refrigerator (26SBH)
- IPO 7 Cu. Ft. Gas/Electric Refrigerator



CONSTRUCTION



Under Bed Struts for Convenient Storage



Upgraded Pleated Night Shades with Valance



NXG Frame with Huck Bolts Adds Durability



Hurricane Straps Add Strength and Safety



Thermofoil Seamless Countertops with Oversized Undermount Sink, Sink Covers and High Neck Faucet for Residential Style



Pivoting Sewer Head for Easy Positioning and Better Ground Clearance



Upgraded Friction Hinge Door with EuroLatch Entrance Handle



Heavy-duty Stabilizing Jacks Add Comfort



USB Ports Throughout



Energy Efficient LED Lighting Including Exterior Security Light. (LED Floor Lights on Saga 26SBH and Viking)



The 16SFB is a perfect weekend getaway for couples and families on the go. All Sagas are loaded with storage throughout.

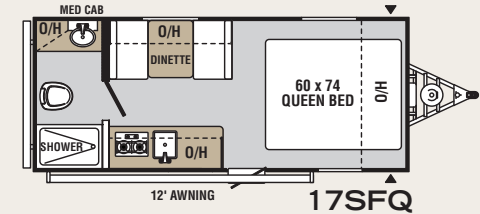
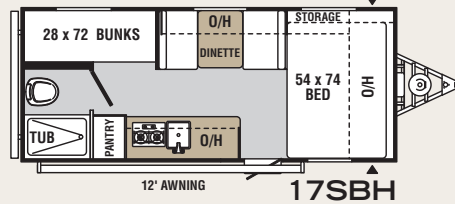
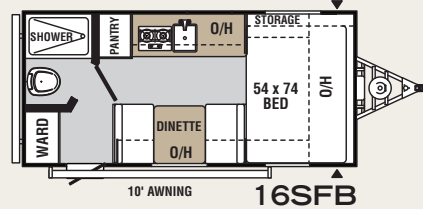
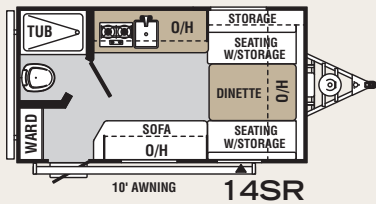
Value added Viking Saga models are easy to tow, with the same durable construction as our larger travel trailers.

| 7' SAGA | 7' 6" SAGA | | | | | | |
|------------------------------------|------------|----------|----------|----------|----------|----------|----------|
| | MODEL | 14SR | 16SFB | 17SBH | 17SFQ | 21SBH | 21SFQ |
| Hitch Weight | 310 lb. | 360 lb. | 401 lb. | 319 lb. | 480 lb. | 523 lb. | 530 lb. |
| UVW | 2338 lb. | 2442 lb. | 2694 lb. | 2715 lb. | 4354 lb. | 4324 lb. | 5182 lb. |
| GVWR | 3810 lb. | 3610 lb. | 3634 lb. | 3830 lb. | 6480 lb. | 6523 lb. | 7530 lb. |
| CCC | 1162 lb. | 1250 lb. | 1039 lb. | 1970 lb. | 2126 lb. | 2199 lb. | 2348 lb. |
| Exterior Length Bumper to Hitch | 16' 4" | 18' 4" | 21' 4" | 21' 4" | 25' 6" | 25' 6" | 29' 6" |
| Exterior Width | 84" | 84" | 84" | 84" | 90" | 90" | 96" |
| Exterior Height w/AC | 9' 10" | 9' 10" | 9' 10" | 9' 10" | 9' 10" | 9' 10" | 10' 4" |
| Fresh Water | 33 gal. | 33 gal. | 33 gal. | 33 gal. | 40 gal. | 40 gal. | 40 gal. |
| Gray Water | 25 gal. | 25 gal. | 25 gal. | 25 gal. | 27 gal. | 27 gal. | 27 gal. |
| Black Water | 25 gal. | 25 gal. | 25 gal. | 25 gal. | 27 gal. | 27 gal. | 27 gal. |
| Radial Tire Size | 14" | 14" | 14" | 14" | 14" | 14" | 14" |
| Awning Size | 10' | 10' | 12' | 12' | 18' | 18' | 18' |

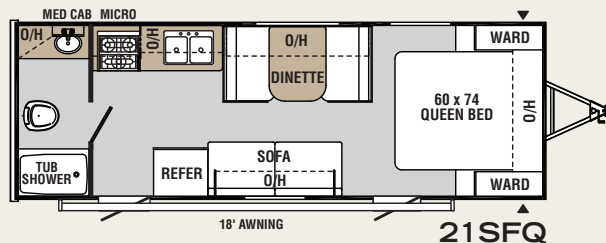
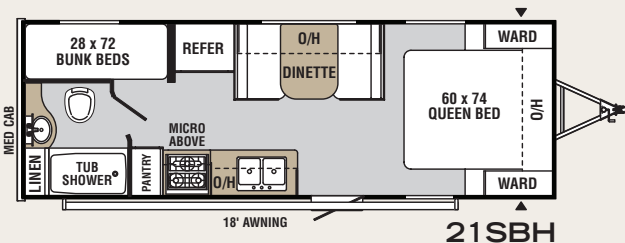
*Weights shown are approximate. †Estimated average based on standard build optional equipment. Refer to chart descriptions on back cover.



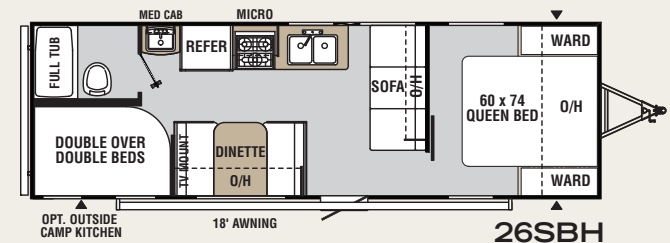
VIKING 7' SAGA



VIKING 7'6" SAGA



VIKING 8' SAGA




VIKING



Awnings include LED strip lighting. One of two exterior speakers shown.



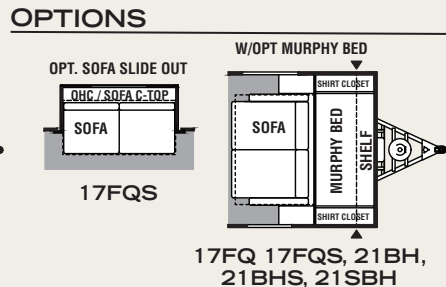
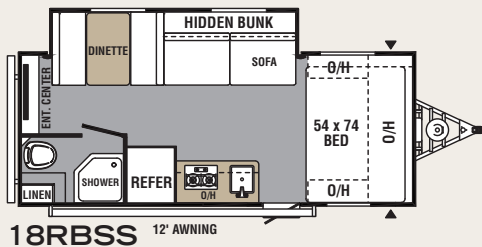
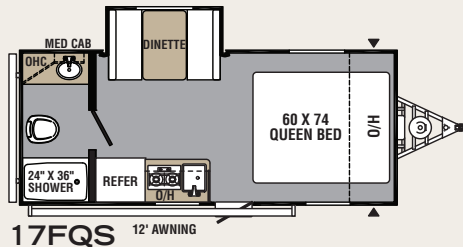
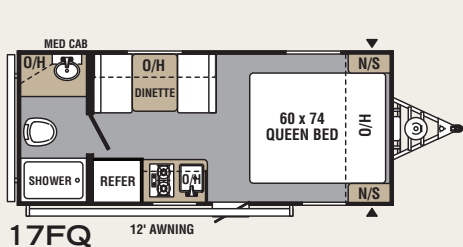
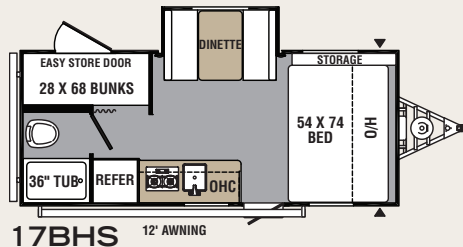
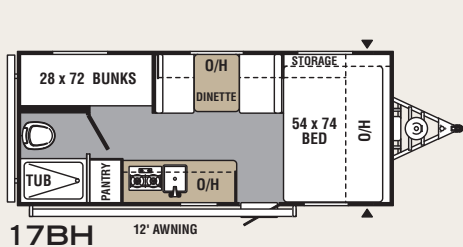
Residential ABS tub surround



Viking Ultra Lite mid-size travel trailers deliver style, comfort and convenience with popular features including, hardwood mortise and tenon cabinetry, a larger refrigerator, plus plenty of well-planned storage. These aerodynamic front ends are equipped with 40" high diamond plate for the ultimate in protection, with smooth metal above for easy maintenance. Shown with All-terrain package and Smart Jack.



The 17BH packs a lot of convenience into a comfortable living space. From unmatched storage to the roomy booth dinette, and well planned galley kitchen, it's easy to enjoy life on the go!



CAMPING MADE EASY PACKAGE (MANDATORY)

- 7 Cu. Ft. Gas/Electric Refrigerator
- 13,500 BTU Roof A/C
- 20,000 BTU Furnace
- 6 Gal. DSI Gas Water Heater
- Spare Tire & Carrier
- (4) Scissor Style Stabilizing Jacks
- AM/FM Bluetooth Stereo w/App Control, (2) Interior, (2) Exterior Speakers
- Oversized Power Awning
- Floor Flush Toilet
- Dexter® E-Z Lube® Axle(s)
- Electric Brakes
- 40" Diamond Plate Front Protection
- Solar Prep
- Back-up Camera Prep
- USB Ports
- EuroLatch Entrance Handle
- Hidden Hinges and Upgraded Hardware
- Undermount Sink w/Sink Cover
- Backsplash (Kitchen)

- ABS Tub Surround
- Outdoor Hot/Cold Shower Station

CHASSIS

- Norco NXG Chassis
- Double Steps
- Nitro-Fill Radial Tires
- Heavy Duty Tongue Jack
- Safety Chains
- Single 20# LP Tank (Double on tandem axles)

EXTERIOR

- Heavy Duty .030/.024 Exterior Metal
- Flat-Metal Front
- Aerodynamic Front Profile
- Tinted Safety Glass Windows
- LED Awning Light
- Bathroom Skylight
- Power Bath Vent
- Cable/Satellite Hook-up
- LED Exterior Lights
- Friction Hinge Entrance Door
- Omnidirectional TV Antenna

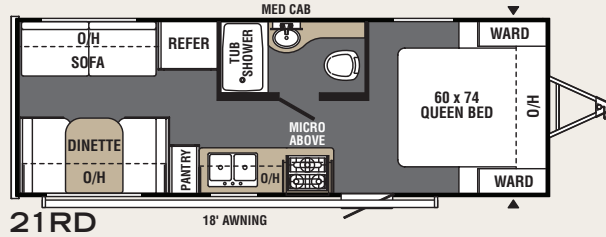
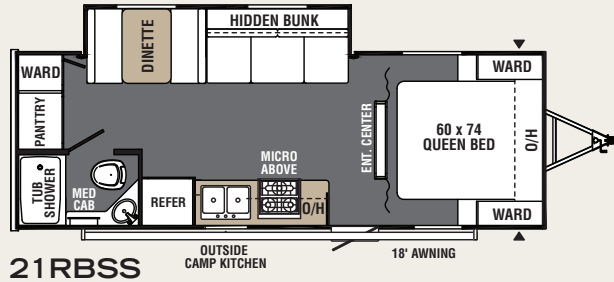
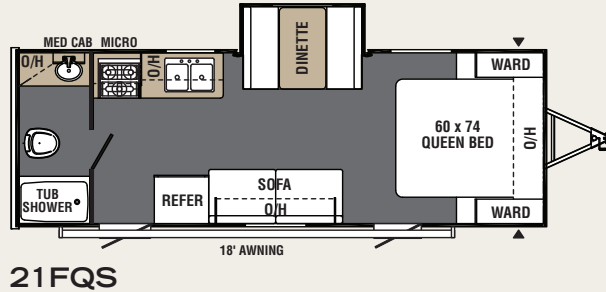
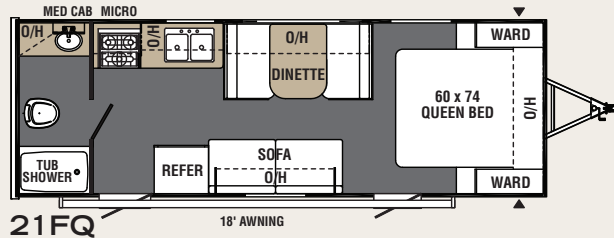
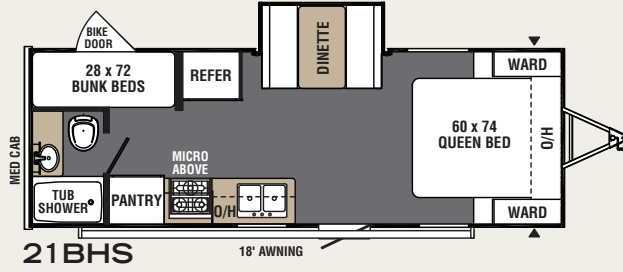
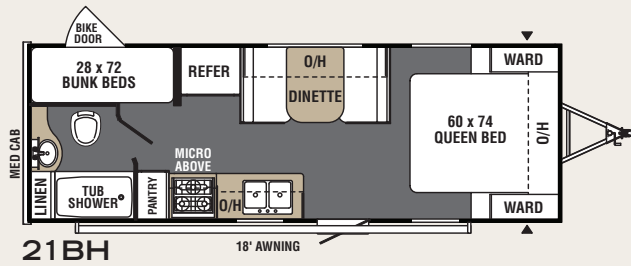
INTERIOR

- 6' 6" Interior Height
- Seamless Countertops
- Ultra Comfort High-Density Cushions
- LED Lighting
- Mortise and Tenon Residential Cabinet Doors
- 2-Burner High Output Range (3-Burner on tandem axles)
- Microwave
- Powered Range Vent
- 12V Water Pump

OPTIONS

- Solid Step Entrance (Main entry)
- Smart Jack
- "Jack It" Bike Rack
- Murphy Bed (17FQ, 17FQS, 21BH, 21BHS only)
- All Terrain Package - Flipped Axle, 15" All Terrain Tires (Single axles only)
- Sofa ILO Dinette (17FQS only)
- Theater Seats ILO Rockers (28RLDS)
- True Dual Zone Stereo - Separate Zone Exterior with Bluetooth Button

VIKING 7'6" ULTRA LITE TANDEM AXLES



Most Viking bunk models include an exterior side door with easy access to storage under the bunks. Bunk flips up to store bikes, etc.



Exclusive Easy Power Hidden Bunk adds additional sleeping space without compromising living space. (18RBSS, 21RBSS)

7' ULTRA LITES

7' 6" ULTRA LITE TANDEM AXLES

| MODEL | 17BH | 17BHS | 17FQ | 17FQS | 18RBSS | 21BH | 21BHS | 21FQ | 21FQS | 21RBSS | 21RD |
|---------------------------------|----------|----------|----------|----------|----------|----------|----------|----------|----------|----------|----------|
| Hitch Weight | 340 lb. | 425 lb. | 330 lb. | 375 lb. | 440 lb. | 525 lb. | 585 lb. | 532 lb. | 604 lb. | 620 lb. | 625 lb. |
| UVW | 2995 lb. | 3418 lb. | 3045 lb. | 3306 lb. | 3946 lb. | 4430 lb. | 4671 lb. | 4367 lb. | 4657 lb. | 4954 lb. | 4572 lb. |
| GVWR | 3840 lb. | 4425 lb. | 3830 lb. | 4375 lb. | 4920 lb. | 6525 lb. | 6585 lb. | 6532 lb. | 6604 lb. | 6492 lb. | 6625 lb. |
| CCC | 845 lb. | 1007 lb. | 785 lb. | 1069 lb. | 974 lb. | 2095 lb. | 1914 lb. | 2165 lb. | 1947 lb. | 1538 lb. | 2053 lb. |
| Exterior Length Bumper to Hitch | 21' 4" | 21' 4" | 21' 4" | 21' 4" | 22' 4" | 25' 6" | 25' 6" | 25' 6" | 25' 6" | 25' 6" | 25' 6" |
| Exterior Width | 84" | 84" | 84" | 84" | 84" | 90" | 90" | 90" | 90" | 90" | 90" |
| Exterior Height w/AC | 9' 10" | 9' 10" | 9' 10" | 9' 10" | 9' 10" | 9' 10" | 9' 10" | 9' 10" | 9' 10" | 9' 10" | 9' 10" |
| Fresh Water | 33 gal. | 33 gal. | 33 gal. | 33 gal. | 33 gal. | 40 gal. | 40 gal. | 40 gal. | 40 gal. | 40 gal. | 40 gal. |
| Gray Water | 25 gal. | 25 gal. | 25 gal. | 25 gal. | 25 gal. | 27 gal. | 27 gal. | 27 gal. | 27 gal. | 27 gal. | 27 gal. |
| Black Water | 25 gal. | 25 gal. | 25 gal. | 25 gal. | 25 gal. | 27 gal. | 27 gal. | 27 gal. | 27 gal. | 27 gal. | 27 gal. |
| Radial Tire Size | 14" | 14" | 14" | 14" | 15" | 14" | 14" | 14" | 14" | 14" | 14" |
| Awning Size | 12' | 12' | 12' | 12' | 12' | 18' | 18' | 18' | 18' | 18' | 18' |

*Weights shown are approximate. †Estimated average based on standard build optional equipment. Refer to chart descriptions on back cover.



VIKING

These Ultra Lite tandem axle models are Viking's most spacious travel trailers with well planned, easy living spaces, innovative storage features, 15K BTU ducted air conditioning and 30K floor ducted furnace – standard.

After a long day of fresh air, and adventure, the 262BHS is a welcome retreat. Standards include a 3-burner glass cooktop range with an oven, solid surface countertops, a generous U-shaped dinette, huge master bedroom, with plenty of cabinet and storage space.



VIKING 8' ULTRA LITE TANDEM AXLES

CAMPING MADE EASY PACKAGE (MANDATORY)

- 7 Cu. Ft. Gas/Electric Refrigerator
- 15,000 Roof Ducted A/C
- 30,000 Floor Ducted Furnace
- 6 Gal. DSI Gas Water Heater
- Spare Tire & Carrier
- (4) Scissor Style Stabilizing Jacks
- AM/FM Bluetooth Stereo w/App Control, (2) Interior, (2) Exterior Speakers
- Oversized Power Awning
- Floor Flush Toilet
- Dexter® E-Z Lube® Axle(s)
- Electric Brakes
- 40" Diamond Plate Front Protection
- Solar Prep
- Back-up Camera Prep
- USB Ports
- EuroLatch Entrance Handle
- Hidden Hinges and Upgraded Hardware
- Undermount Sink w/Sink Cover
- Backsplash (Kitchen)
- ABS Tub Surround
- Outdoor Hot/Cold Shower

- Tinted Safety Glass Windows
- LED Awning Light
- Bathroom Skylight
- Power Bath Vent
- Cable/Satellite Hook-up
- LED Exterior Lights
- Friction Hinge Entrance Door
- Omnidirectional TV Antenna
- Outside Kitchen Package (262BHS)

INTERIOR

- 6' 6" Interior Height
- Seamless Countertops
- Ultra Comfort High-Density Cushions
- LED Lighting
- Mortise and Tenon Residential Cabinet Doors
- 3-Burner Range w/LED Accent Lighting, Glass Top Cover and Oven
- Microwave
- Powered Range Vent
- 12V Water Pump
- Laundry Pass-through (Select models)

CHASSIS

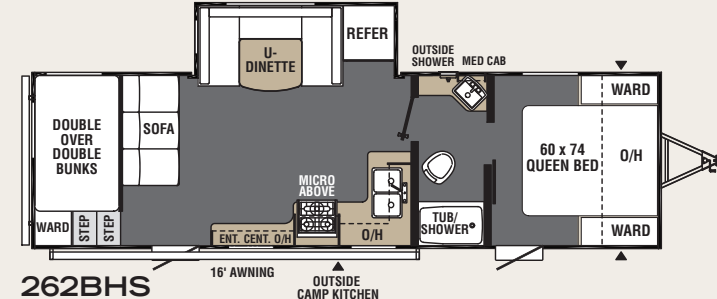
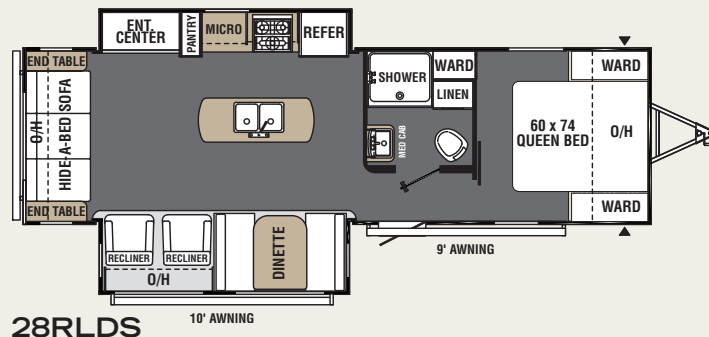
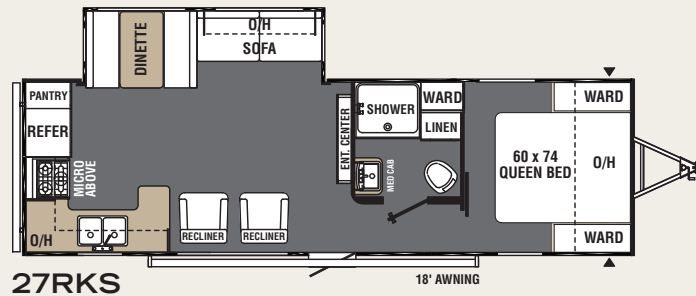
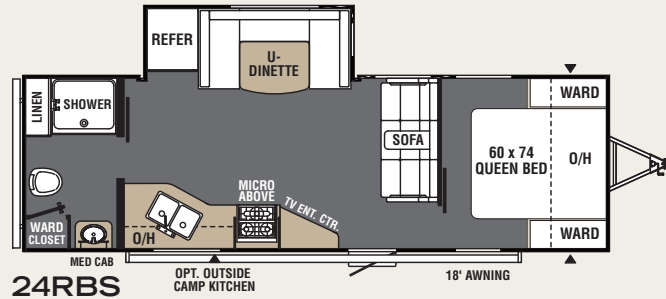
- Norco NXG Chassis
- Double Steps
- Nitro-Fill Radial Tires
- Heavy Duty Tongue Jack
- Safety Chains
- Double 20# LP Tanks

EXTERIOR

- Heavy Duty .030/.024 Exterior Metal
- Exterior Skirt Metal
- Flat-Metal Front
- Aerodynamic Front Profile

OPTIONS

- Solid Step Entrance (Main Entry)
- 10.7 Cu. Ft. 12V Refrigerator IPO
- 7 Cu. Ft. Gas/Electric Refrigerator
- Smart Jack
- "Jack It" Bike Rack
- Outside Kitchen Package – 1.7 Cu Ft. 110V Refrigerator, Sink, LP Grill, LP Quick Connect (24RBS)
- Theater Seats ILO Rockers (28RLDS)
- True Dual Zone Stereo - Separate Zone Exterior with Bluetooth Button



| MODEL | 24RBS | 262BHS | 27RKS | 28RLDS |
|---------------------------------|----------|----------|---------|----------|
| Hitch Weight | 620 lb. | 720 lb. | TBD | 905 lb. |
| UVW | 5519 lb. | 5467 lb. | TBD | 6053 lb. |
| GVWR | 7620 lb. | 7720 lb. | TBD | 8905 lb. |
| CCC | 2101 lb. | 1533 lb. | TBD | 1947 lb. |
| Exterior Length Bumper to Hitch | 29' 11" | 32' | 31' | 31' 9" |
| Exterior Width | 96" | 96" | 96" | 96" |
| Exterior Height w/AC | 10' 10" | 10' 10" | TBD | 10' 10" |
| Fresh Water | 40 gal. | 40 gal. | 40 gal. | 40 gal. |
| Gray Water | 27 gal. | 27 gal. | 27 gal. | 27 gal. |
| Black Water | 27 gal. | 27 gal. | 27 gal. | 27 gal. |
| Radial Tire Size | 15" | 15" | 15" | 15" |
| Awning Size | 18' | 16' | 18' | 9' & 10' |

*Weights shown are approximate. †Estimated average based on standard build optional equipment. Refer to chart descriptions on back cover.

OTHER STANDARD FEATURES & OPTIONS



262BHS features a private double over double bunk room with in-step storage, wardrobe and shelving space. The kitchen countertop provides plenty of room to prepare meals. The centrally located TV is easily viewed from any seating position.



Standard Screwed Lumbercore Cabinetry with Hardwood Mortise and Tenon Doors and Hidden Hinges (Saga flat panel doors)



Standard Versatile Shoe Storage or Pet Station (Select models)



Solid Steps (Optional)



Standard Command Center Conveniently Controls Awning, Interior Lighting, Slide Out, Water Heater/ Pump, Battery Indicator Lights




Standard Exterior Hot and Cold Shower Station (Ultra Lites, 26SBH Saga)




Thermofoil Seamless Countertops, Undermount Sink with Covers and High Neck Faucet with Modern Backsplash



Outside Kitchen includes an LP Grill



Upgraded Hardware




Exterior Bluetooth Button (Optional on Ultra Lites, 26SBH Saga)



Standard AM/FM Bluetooth Stereo with Speakers and HDMI Port (Ultra Lites, 26SBH Saga)



Standard Lend-a-hand Assist Handle (N/A Saga)



Standard Exterior Pet Leash Station



Smart Jack (Optional)



VIKING

ULTRA LIGHT TRAVEL TRAILERS
Designed with Features that Make Camping Easier

VIKING TRAVEL TRAILER WARRANTY

- Water Lines – 25 Years • Roof Membrane – 12 Years
- Water Line Fittings – 10 Years • Chassis – 5 Years
- Vinyl Flooring – 5 Years • Refrigerator – 3 Years
- Converter – 2 Years • All Other Appliances – 2 Years
- Water Pump – 2 Years • Axle – 1 Year
- General Camper Coverage – 1 Year



VIKING RV

500 West Chicago Road • White Pigeon, MI 49099 • 269-467-6321. To learn more about Viking RV and our products and see how Viking is making camping easier visit www.vikingrv.com.

Interactive Mobile Manuals

Download our Forest River mobile app or visit our dynamic online manual to enhance your ownership experience. These interactive options provide incredible ease and insight into use, maintenance and enjoyment of your Forest River product. Ranging from "How-To" videos, pictures and illustrations of various components, systems and features, to fully searchable content and downloadable PDFs for individual component owner's manuals, answers are always just a click away. View the online manual at www.forestriverinc.com/ownersmanuals, or download our FREE app from the App Store or Google Play!



YOUR VIKING TRAVEL TRAILER DEALER

GVWR (Gross Vehicle Weight Rating) - is the maximum permissible weight of the unit when fully loaded. It includes all weights, inclusive of all fluids, cargo, optional equipment and accessories. For safety and product performance do NOT exceed the GVWR.
GAWR (Gross Axle Weight Rating) - is the maximum permissible weight, including cargo, fluids, optional equipment and accessories that can be safely supported by a combination of all axles.

UVW (Unloaded Vehicle Weight)* - is the typical weight of the unit as manufactured at the factory. It includes all weight at the unit's axle(s) and tongue or pin and LP Gas. The UVW does not include cargo, fresh potable water, additional optional equipment or dealer installed accessories.

*Estimated Average based on standard build optional equipment.

CCC (Cargo Carrying Capacity)** - is the amount of weight available for fresh potable water, cargo, additional optional equipment and accessories. CCC is equal to GVWR minus UVW. Available CCC should accommodate fresh potable water (8.3 lbs per gallon). Before filling the fresh water tank, empty the black and grey tanks to provide for more cargo capacity.

**Estimated average based on standard build optional equipment.

All information contained in this brochure is believed to be accurate at the time of publication. However, during the model year, it may be necessary to make revisions and Forest River, Inc., reserves the right to make all such changes without notice, including prices, colors, materials, equipment and specifications as well as the addition of new models and the discontinuance of models shown in this brochure. Therefore, please consult with your Forest River dealer and confirm the existence of any materials, design or specifications that are material to your purchase decision. ©2020 Viking Recreational Vehicles, a Division of Forest River, Inc., A Berkshire Hathaway company. All Rights Reserved. 2/20



PRE-DELIVERY INSPECTION FACILITY

20,000 square feet of quality assurance. The bare essentials for a premium product. This state-of-the-art facility gives immediate daily feedback to production for quality assurance in every unit built.

24/7 EMERGENCY ROADSIDE ASSISTANCE WITH VEHICLE PURCHASE*

TOWING
JUMP-STARTS
TIRE CHANGES
FLUID DELIVERY
LOCKOUT
SERVICE

WINCH-OUT
MOBILE MECHANIC
TECHNICAL
SUPPORT
DEALER LOCATOR
SERVICES



*VALID FOR 1 YEAR FROM DATE OF PURCHASE

FREE MEMBERSHIP
to Forest River Owners' Group

www.forestriverfrog.com



Learn More

Scan this barcode using a QR Reader on your smart phone to learn more about Forest River.



A Berkshire Hathaway company.



www.ForestRiverBuyLocal.com



Find us on Facebook