

Alpine

FULL-PROFILE FIFTH WHEELS

A BREATH OF

FRESH AIR



The ultimate ownership experience.

The goal of Keystone RV Company is to surprise and delight our owners at each and every touchpoint. We're happy when our campers are happy, and we are committed to providing the very best ownership experience in the industry.



**Keystone RV
Company**

1 EASIER SHOPPING.

At Keystone, we make choosing an RV as easy as finding the Big Dipper on a dark summer night. With comprehensive online product information, Key Connect™ product advisors, and an unparalleled dealer network, we will help you select the perfect RV for your family's adventure.

2 INNOVATIVE THINKING.

The road's a nicer place when you have the industry's smartest features behind you. Keystone leads the pack in patented innovations that make our RVs safer, more comfortable, and easier to operate.

3 LONG HAUL QUALITY.

To keep you on the road, there are certain things we just won't build a Keystone RV without. Game-changing features like our Unified Wiring Standard, Tru-Fit™ five-point slide construction, and no-fail Tuf-Lok™ A/C duct joiners combined with exhaustive testing and inspections are some of the reasons why Keystone is able to offer our owners the industry's best 3-year limited structural warranty.

4 WORRY-FREE CUSTOMER SERVICE.

Wherever the road takes you, you're never too far from an authorized Keystone service center. We also offer live service assistance, ultra-fast parts shipping, online maintenance tips and tricks, and a single-point warranty claims policy. *That's* peace of mind.

5 KEYSTONE NATION.

When you choose Keystone, you become a part of one of the largest camping families in the country. We're Keystone Nation. A friendly community where people share photos, travel tips and amazing stories – all in the spirit of camaraderie and adventure. Come join us.

Experience the Alpine lifestyle by visiting [#keystonealpine](#)



Keystone EXCLUSIVE Innovations

Year after year, Keystone RV's experienced team delivers Built For the Long Haul quality you expect and exclusive innovations you won't find anywhere else.



**3-year Limited Structural Warranty,
1-year Limited Base Warranty**

Every new Keystone RV comes with the industry's best three-year limited structural warranty AND a one-year limited base warranty. Ask your dealer, visit keystonerv.com, or call Keystone Owner Relations for details.



4G LTE and Wi-Fi Prep

All Alpines are equipped with a new Furrion® antenna that integrates 4G LTE and Wi-Fi with standard VHF/UHF/AM/FM reception.



KeyTV™

No more connection guesswork or poor reception. KeyTV offers a game-changing, single point of control of over-the-air, cable, and satellite feeds. Visit us online for more information.



Color-Coded Wiring Standard

Easy-to-trace circuits simplify electrical and entertainment system troubleshooting.



Hitch Vision™

Simplifies hitch hook-up with "no looking back" convenience.



In-floor Heating Ducts

Distributes heat evenly for greater comfort.



Road Armor™ Suspension

Equalizes axle load to dampen shock and vibration.



Tru-Fit™ Slide Construction

A more durable slide room design that minimizes functional motor and structural stress, resists leaking.

ALPINE



FULL-PROFILE FIFTH WHEELS

Full time camping with a new attitude.

Alpine, Keystone's premier luxury fifth wheel brand, is designed for a new generation of discriminating campers who are looking for contemporary styling, innovative floorplans and modern amenities. Designed like no other RV in its class, Alpine has a residential feel with high ceilings—including nearly 7' tall slide-boxes, wider bodies, and panoramic frameless windows. Always ahead of the curve, Alpine truly takes extended-stay camping to new heights.

For more information, please visit keystonerv.com/alpine

Premium Features

Cutting-edge technology and amenities that make RV operation easier than ever.



Furrion® Chef Collection

Stainless steel three-burner cook top, oven w/enhanced safety features, and 1.5 cu. ft convection microwave.



All Season Protection

Camp in any condition. Alpine is rated and tested to -14 °F to help prevent water lines and tanks from freezing.



iN-Command® Gen 3 w/Global Connect

Total control over HVAC, awnings, lighting and monitoring system from your smartphone.




Dual Whisper Quiet Air Conditioners

High-pressure 15,000 BTU units with Whisper Quiet Technology, standard on every Alpine.



One Touch 6-Point Hydraulic Level Up System

Automated level system control panel for quick and easy setup.



100" Wide Body Construction

Wide body construction adds 4" additional living space in hallways, bedrooms and bathrooms.



Premium Entertainment

Outfitted with 50" flat panel televisions, DVD players, and high definition stereo speakers, fireplaces and convenient storage cubicles.



Hardwood Cabinets

Alpine cabinetry features solid wood construction for doors and stiles, resulting in sturdier and more durable construction.



Fiberglass Rear Cap* with Backup Camera Prep

One piece cap completely seals the roof, wall and floor. Easy installation of Furrion® Backup Camera for ultimate safety and peace-of-mind. *select models



Modern Styling



more product detail at
www.keystonerv.com/alpine



Quite Stylish

Alpine's contemporary design is the result of years of feedback from our owners. Every feature is strategically placed for practicality and to maximize space for full-time RVing. Our goal was to create a cozy, cohesive feel throughout the coach — we accomplished this by brightening the interior using all-new maple wood with subtle hints of gray, new light carpet and countertops, beautiful stone board backsplash, and premium seating and window coverings.



Room to Breathe

Spacious master suite offers comfort and privacy for a cozy night in.



Well-Designed Storage

Thoughtful interior and exterior storage allows you to pack what you need for extended-stay camping.





more product detail at
www.keystonerv.com/Alpine

Alpine | FULL-PROFILE FIFTH WHEELS

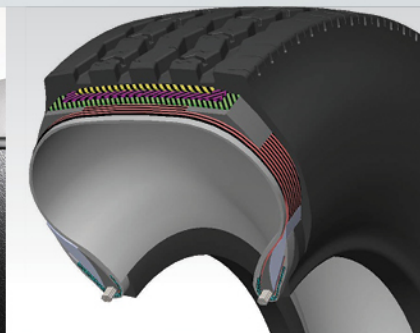
- Stunning solid-wood cabinet doors, drawer fronts, cabinet framing and slide fascia
- Furrion® Chef Collection kitchen appliances
- EXCLUSIVE KeyTV™ Keystone's revolutionary single-source, easy-to-use controller for over-the-air, cable and satellite television
- 40" Furrion® fireplace with decorative surround
- Power theater seats with heat and massage functions
- Cordless MCD® Innovations day/night roller shades provide superior insulation, clear views, privacy during the day, and nighttime blackout coverage
- Stackable washer and dryer prepped for easy install and use
- NEW iN-Command® Generation 3 w/ Global Connect control system gives owners total control over power, slide-rooms, awnings, HVAC and more, from a convenient master control panel as well as a Wi-Fi-enabled smart-phone application
- Summit slide-rooms with 6' 10" interior height
- Two panoramic 5' x 4' slide box windows
- Spacious 100" wide-body construction
- Strut-assisted Solid Step® by Lippert Components
- One 16,500 BTU electric heat pump standard (in rear air conditioner)
- Two, high-pressure 15,000 BTU air conditioners with Whisper Quiet Technology, standard
- -14°F rating with R-28 equivalent roof, R-40 equivalent floor and R-10 equivalent wall insulation and heat pads
- 200 cu. ft. heated basement storage with tie-downs
- 2" accessory hitch with 300 lb. carrying capacity
- Molded fiberglass rear cap (most models)
- Six-point hydraulic auto-leveling system
- EXCLUSIVE Road Armor™ suspension equalizes axle load to dampen shock and vibration




Strut Assisted Solid Step® by Lippert Components
Safe and secure with an extra-wide top step and patent-pending "Lift & Level" technology. Folds easily to stow inside entry door.



Easy-Access Water Works Center
Fully enclosed and heated, provides quick and easy access to all your utility hook-ups.



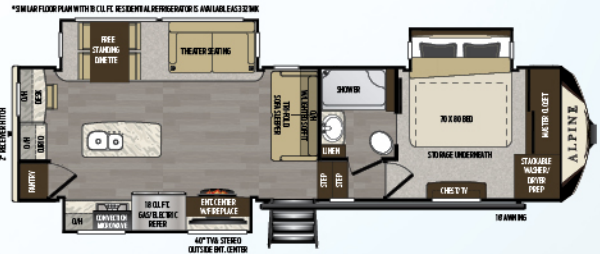
Heavy Duty G-rated Tires
Upgraded, higher-ply tires for maximum towing security and confidence.



2" Accessory Receiver Hitch
Every Alpine comes standard with a 300 lb. carrying capacity receiver hitch. Perfect for use with any accessory approved for RV use. Check accessory owner's manual.



3020RE/3021RE | Rear entertainment, three slides, king bed
Weight: 11702 LBS. | Length: 34' 2"



3320MK/3321MK | Mid-kitchen, three slides, desk
Weight: 11783 LBS. | Length: 34' 3"



3400RS/3401RS | Rear living room, three slides, king bed
Weight: 12057 LBS. | Length: 36' 4"



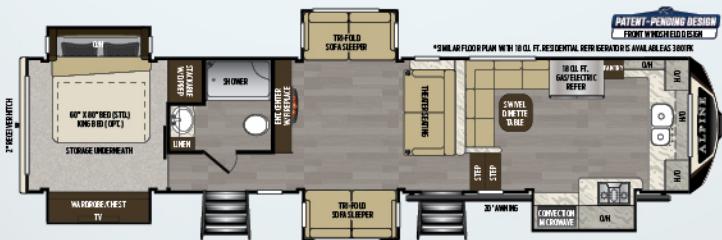
3650RL/3651RL | Rear living room, front windshield, range hood
Weight: 12737 LBS. | Length: 39' 4"



3700FL/3701FL | 1/2 bath, front living room, master suite, windshield
Weight: 13793 LBS. | Length: 41' 5"



3710KP/3711KP | Front living, walk-in pantry, front living, windshield
Weight: 13884 LBS. | Length: 41' 5"



3800FK/3801FK | Front kitchen, five slides, front windshield
Weight: 13414 LBS. | Length: 41' 5"



3850RD/3851RD | Rear den, five slides, oversized storage tray
Weight: 13872 LBS. | Length: 41' 4"

FULL-PROFILE FIFTH WHEELS

MODEL	WEIGHT	CARRYING CAPACITY	HITCH WEIGHT	FRESH WATER	WASTE WATER	GRAY WATER	LPG	LENGTH*	WIDTH	HEIGHT	AWNING
3020RE	11702	3298	2405	66	49	83	60	34' 2"	8' 4"	13' 4"	16'
3021RE	11700	3300	2455	66	49	83	60	34' 2"	8' 4"	13' 4"	16'
3320MK	11783	3217	2470	66	49	83	60	34' 3"	8' 4"	13' 4"	16'
3321MK	11754	3246	2470	66	49	83	60	34' 3"	8' 4"	13' 4"	16'
3400RS	12057	2943	2410	66	49	83	60	36' 4"	8' 4"	13' 4"	16'
3401RS	12086	2914	2445	66	49	83	60	36' 4"	8' 4"	13' 4"	16'
3650RL	12737	2763	2675	66	44	78	60	39' 4"	8' 4"	13' 4"	19'/11'
3651RL	12755	2745	2695	66	44	78	60	39' 4"	8' 4"	13' 4"	19'/11'
3700FL	13793	2707	2775	66	78	78	60	41' 5"	8' 4"	13' 4"	14'/14'
3701FL	13755	2745	2930	66	78	78	60	41' 5"	8' 4"	13' 4"	14'/14'
3710KP	13884	2616	2850	66	44	78	60	41' 5"	8' 4"	13' 4"	14'/14'
3711KP	13889	2611	2850	66	44	78	60	41' 5"	8' 4"	13' 4"	14'/14'
3800FK	13414	3086	2740	66	44	78	60	41' 5"	8' 4"	13' 4"	20'
3801FK	13427	3073	2735	66	44	78	60	41' 5"	8' 4"	13' 4"	20'
3850RD	13872	2628	2745	66	49	83	60	41' 4"	8' 4"	13' 4"	17'
3851RD	13988	2512	2745	66	49	83	60	41' 4"	8' 4"	13' 4"	17'

DISCLAIMER: Product information is as accurate as possible as of the date of publication of this brochure. All features, floor plans, and specifications in this brochure are subject to change without notice. Please also consult Keystone's web site at www.keystonerv.com for more current product information and specifications. **Tow Vehicle Disclaimer. CAUTION:** Owners of Keystone recreational vehicles are solely responsible for the selection and proper use of tow vehicles. All customers should consult with a motor vehicle manufacturer or their dealer concerning the purchase and use of suitable tow vehicles for Keystone products. Keystone disclaims any liability or damages suffered as a result of the selection, operation, use or misuse of a tow vehicle. **KEYSTONE'S LIMITED WARRANTY DOES NOT COVER DAMAGE TO THE RECREATIONAL VEHICLE OR THE TOW VEHICLE AS A RESULT OF THE SELECTION, OPERATION, USE OR MISUSE OF THE TOW VEHICLE.** *Length is defined as the distance from the centerline of hitch pin/coupler to rear bumper of trailer. Please review owner's manual prior to purchase for more information on service warranties, extended use, towing and maintenance. Owner's manuals can be found at keystonerv.com.

DÉCOR OPTIONS



FOREST FLOOR



IRONGATE

FULL BODY PAINT OPTIONS



1

MIDNIGHT MERLOT

2

ARCTIC SKY

3

MALIBU SAND

STANDARDS AND OPTIONS

EXTERIOR

Rear 2" accessory hitch w/ 300 lb. capacity
 Road Armor™ shock absorbing hitch pin
 Solar prep
 Rear observation camera prep
 6-rated tires
 Heavy duty 7,000 lb. Axles w/never-adjust brakes
 12" beams with z-frame technology
 "No sweat" vented attic system
 50 AMP service w/detachable power cord
 Hydraulic selector valves for slide-outs
 6-point hydraulic level up system
 Rear ladder
 One-touch electric awning package with adjustable arms
 Tinted 80% safety glass windows
 MaxTurn Technology™ high-gloss fiberglass front cap w/Hitch Vision™ backup mirror
 High-gloss exterior sidewalls, baggage doors, and entry doors
 Class "a" style dual latch "slam" baggage doors
 Super-size 6" 4" tall, 30" wide entry door
 High-gloss fiberglass rear cap (n/a 3050, 3700, 3701, 3710, 3711, 3800, 3801, 3851)
 One-piece polypropylene underbelly
 Dual-pane windows (optional)
 5500 LP generator (optional)
 Generator prep (optional)
 Artic Sky full body paint (optional)
 Midnight Merlot full body paint (optional)
 Malibu Sand full body paint (optional)

ALL-IN-ONE WATER WORKS EXTERIOR UTILITY CENTER

KeyTV™ multisource TV control system
 Easy-siphon winterization system
 Water heater bypass
 Enclosed low point drain valves
 Ducted heat for cold weather protection
 Black tank spray hookup

SUSPENSION

Improved impact absorption
 Improved axle equalization
 Greasable wet bolts (8)
 Long-lasting 1/2" steel shackle plates
 Long-lasting bronze bushings

INTERIOR

Tri-fold sleeper sofa
 High-back custom dinette chairs (2)
 Folding chairs (2)
 Extra tall 6'10" main slide height
 MCD® day/night roller shades

INTERIOR (CONTINUED)

Ceiling fan
 Electric roof vent (kitchen)
 LP leak detector
 Translucent glass shower enclosure w/massaging shower head
 Shower skylight
 Porcelain toilet
 Single-level master bedroom suite
 70" x 80" pillow top king bed mattress (optional 3800FK, 3801FK)
 Cross ventilation bedroom windows (where available)
 Quilted bedspread and pillows
 Samsung residential refrigerator (mandatory on 3021RE, 3321MK, 3401RS, 3501RL, 3651RL, 3701FL, 3711KP, 3801FK, 3851RD)

PACKAGES

UPGRADED APPLIANCE

Furrion® RV Chef Collection kitchen
 30" convection oven/microwave
 12-gallon DSI 2-way water heater
 35,000 BTU furnace
 Heavy-duty ball bearing drawer guides
 Central vacuum system

DELUXE SOLID SURFACE

Solid surface countertops
 Solid surface sink cover
 Stainless steel, extra deep sink with dual bowls
 High-rise, single-lever kitchen faucet with sprayer
 Maximized kitchen storage w/more drawers and pantry space

SUPER CINEMA

50" LED TV
 Furrion® sound system
 Outside speakers
 KeyTV™ multisource TV control system

NORTH FACE INSULATED

Triple insulated
 Heated basement
 Heat ducting to tanks w/12 volt heat pads
 Heated "water works" area

WHISPER AIR HVAC SYSTEMS

15,000 BTU air conditioner with cold air return vents (2)
 iN-Command® HVAC system control w/ Global Connect technology
 (1) 16,500 BTU heat pump
 Fully programmable dual zone temperature control

BUILT FOR THE LONG HAUL



PRINT 4.2019



**Keystone RV
Company**