

VIKING



TRAVEL TRAILERS



Camping Without Compromise
Ultra Light Conventional Travel Trailers

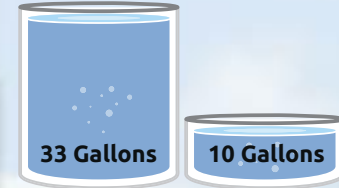


Easy Does It

VIKING



Water Capacity Viking vs. the competition



Fresh Water Capacity



Gray Water Capacity



Black Water Capacity



Experience the camping lifestyle at an affordable price, without sacrificing style, comfort and convenience. These sturdy Travel Trailers are designed with the most popular amenities on the market today!



Affordable Comfort and Convenience

Viking 7' Wide Travel Trailers



Standard radial tires.
(Deluxe Package shown with upgraded aluminum wheels)



Four standard heavy duty stabilizing jacks



Norco NXG chassis featuring E-Coat technology



13,500 BTU air conditioner



Standard power awning



Long-lasting LED lighting brightens the interior

Pleated Night shades (Deluxe Package shown)

Stonecast sink with high neck faucet

High pressure seamless laminate countertops

17BH



The optional Murphy bed optimizes your living space and provides a comfortable seating area.



Congoleum® residential grade Diamondflor with 100% adhesion combines beauty and durability



Screwed lumbercore cabinetry with hardwood mortise and tenon doors



Jensen AM/FM/Bluetooth stereo with app control includes Interior/Exterior speakers



Interior Command Center controls awning, interior lighting, slide out, water heater/pump, battery indicator lights, and has two USB outlets.



Saga Series



For the budget minded camper, the Viking Saga offers unequalled affordability without compromising traditional Viking quality and looks.



Saga 17SFQ kitchen with 3 cu. ft. 110V refrigerator and loads of storage



Strong, walk on roof!

Designed for the 5000 lb. tow class, the Viking 7'6" wide series is the perfect combination of features, quality and towability.



17SFQ



21FQ Kitchen



21FQ
Bath



Viking's exclusive power hidden bunk adds additional sleeping space without compromising living space.

(Shown with optional Entertainment Package)

21RBSS

Viking 7'6" Wide Tandem Axle Travel Trailers



Tandem axles enhance stability



Double 20 lb. LP tanks



Deep, double bowl Stonecast sink with high neck faucet

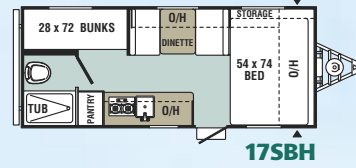
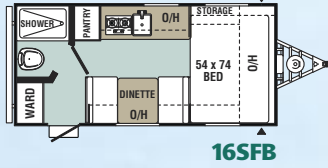
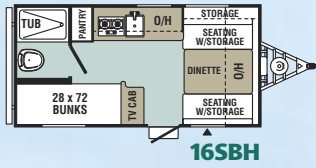
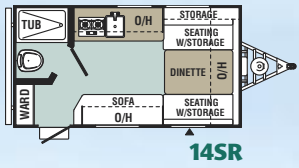


3 Burner range with Piezo ignitor

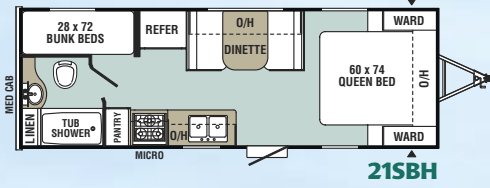
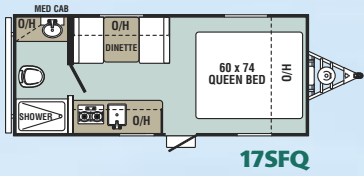


20,000 BTU Ducted furnace

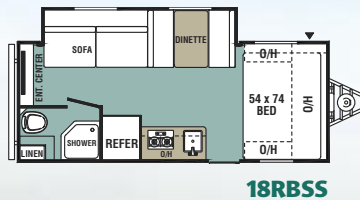
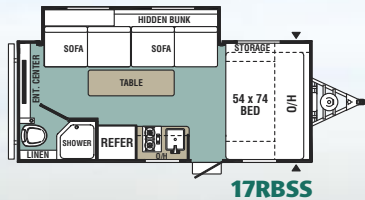
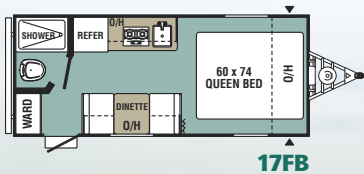
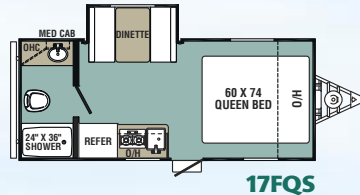
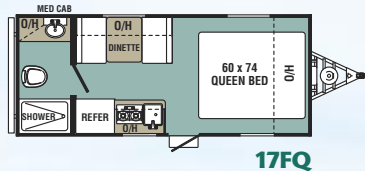
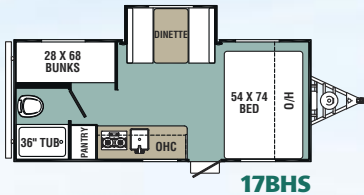
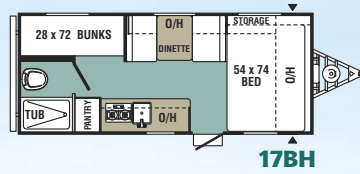
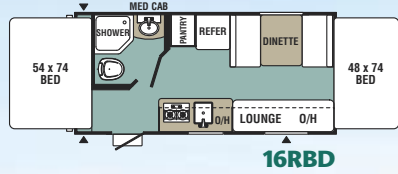
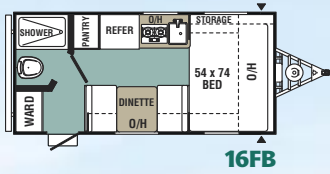
Viking 7' Wide Saga



Viking 7'6" Wide Saga

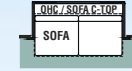


Viking 7' Wide Single Axle

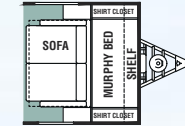


Floorplan Options

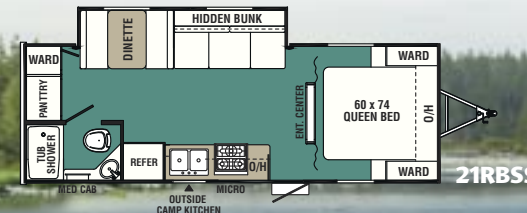
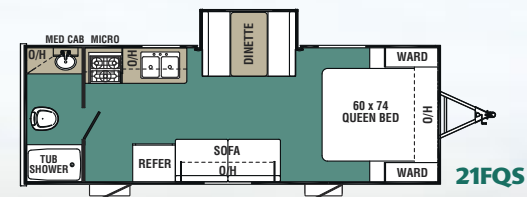
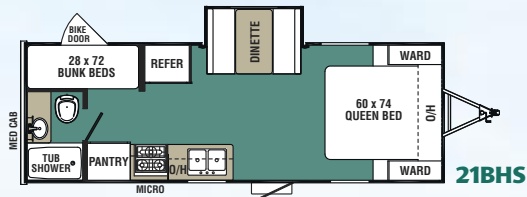
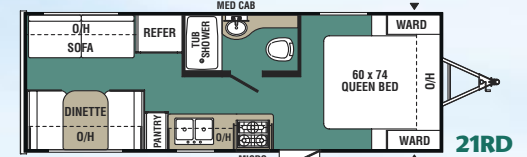
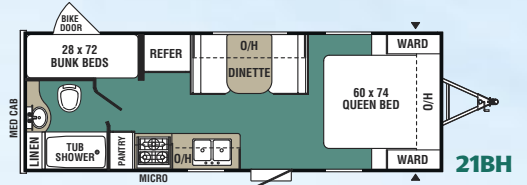
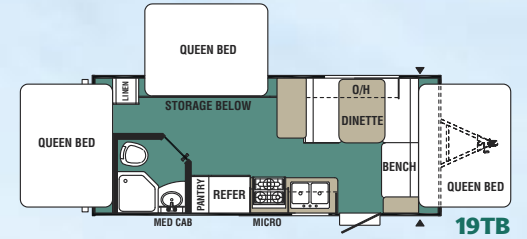
OPT. SOFA SLIDE OUT



W/OPT MURPHY BED



Viking 7'6" Wide Tandem Axle



Standard Features

	Viking Saga	Single Axle Viking	Tandem Axle Viking		Viking Saga	Single Axle Viking	Tandem Axle Viking		Viking Saga	Single Axle Viking	Tandem Axle Viking
CHASSIS				EXTERIOR				INTERIOR			
Norco NXG Chassis	■	■	■	Onnidirectional TV Antenna		■	■	12 Volt On Demand Water Pump	■	■	■
Double Steps	■	■	■	Cable/Satellite Hook-up	■	■	■	6 Gal. DSI Gas Water Heater	■	■	■
Single Dexter® E-Z Lube® Axle	■	■		Zamp Solar Port		■	■	7 Cu. Ft. Two Way Norcold Refrigerator		■	■
Dual Dexter® E-Z Lube® Axle			■	Back-up Camera Prep	■	■	■	3 Cu. Ft. 110 Volt Refrigerator	■		
Electric Brakes	■	■	■	120 Volt GFI Exterior Recept	■	■	■	Jensen AM/FM Bluetooth Stereo with App Control		■	■
Radial Tires	■	■	■	Amber Patio Light	■	■	■	Interior Command Center	■	■	■
Spare Tire & Carrier		■	■	Oversized Fresh Water Tank	■	■	■	Mini Blinds	■	■	■
Scissor Style Jacks with Pads (4)		■	■	Oversized Gray Water Tank	■	■	■	120 Volt Interior Outlets	■	■	■
Scissor Style Jacks with Pads (2)	■			Oversized Black Water Tank	■	■	■	Interior Light Switches	■	■	■
Heavy Duty Tongue Jack	■	■	■	LED Exterior Lights	■	■	■	POPULAR OPTIONS			
Safety Chains	■	■	■	Power Package:			■	Deluxe Package:			
Single 20# LP Tank	■	■		Power Tongue Jack, Power Stabilizer Jacks				Aluminum Wheels, Lend-A-Hand Assist Handle, Exterior Shower, Pleated Night Shades, Tub Surround, Bath Door Mirror			
Dual 20# LP Tanks			■	INTERIOR				Entertainment Package:			
EXTERIOR				100% Adhesion Residential Grade Linoleum	■	■	■	32" LED Flat Panel TV,			
Diamond Plate Front and Rear Wall Protection	■	■	■	Dark Ash Cabinetry	■	■	■	AM/FM/CD/DVD/Bluetooth Stereo			
Heavy Duty .030/.024 Mesa Exterior (Flat Front Metal except Saga)	■	■	■	Mortise and Tenon Residential Cabinet Doors	■	■	■	Murphy Bed (17FQ, 17FQS, 21BH, 21BHS)			
Aerodynamic Front Profile	■	■	■	Screwed Lumbercore Cabinet Fronts	■	■	■	Slide Out Sofa ILO Dinette (17FQS Only)			
Tinted Safety Glass Windows	■	■	■	Residential Laminated Countertops	■	■	■	40 Watt Zamp Portable Solar Panel			
Front Rockguard Window		■	■	Ultra Comfort 4" High Density Cushions	■	■	■	80 Watt Zamp Portable Solar Panel			
Radiused Entry and Baggage Doors	■	■	■	12 Volt LED Interior Lights	■	■	■	Bed End Fan Light (16RBD Only)			
Power Awning	■	■	■	Stone Cast Sink	■	■	■	Second Bed End Fan Light (16RBD Only)			
Exterior Speakers	■	■	■	High Neck Kitchen Faucet	■	■	■	"Jack It" Bike Rack			
Grab Handle	■	■	■	2 Burner High Output Range	■	■	■	Smart Jack			
Alpha Superflex Roofing	■	■	■	3 Burner High Output Range			■	Spare Tire and Carrier			
Walk On Roof			■	Powered Range Vent	■	■	■	All Terrain Package:			
Bathroom Skylight	■	■	■	Microwave			■	Flipped Axle, 15" All Terrain Tires			
Power Bath Vent		■	■	13,500 BTU Roof A/C	■	■	■				
Manual Bath Vent	■			20,000 BTU Furnace	■	■	■				

Viking Travel Trailer Specifications

Model:	VIKING SAGA							VIKING 7' WIDE SINGLE AXLE							VIKING 7'6" WIDE TANDEM AXLE								
	14SR	16SBH	16SFB	17SBH	17SFQ	21SBH	21SFQ	16FB	16RBD	17BH	17BHS	17FQ	17FQS	17FB	17RBSS	18RBSS	19TB	21BH	21FQ	21RD	21BHS	21FQS	21RBSS
Hitch Weight (Lbs.)	303	319	360	401	292	478	TBD	403	333	340	425	330	375	345	385	440	405	525	414	625	585	584	541
U.V.W. (Lbs.)	2335	2306	2442	2694	2749	4232	TBD	2777	2958	3014	3437	3064	3325	3007	3746	3984	4059	4468	4074	4610	4709	4596	5012
GVWR (Lbs.)	3803	3634	3675	3716	3792	6478	TBD	3718	3833	3840	4425	3830	4251	3845	4385	4920	6405	6525	6414	6625	6585	6584	6541
Cargo Capacity (Lbs.)	1468	1328	1233	1022	1043	2246	TBD	941	875	826	988	766	926	838	639	936	2346	2057	2340	2015	1876	1988	1529
Exterior Length (add 10 1/4" for Spare)	16' 4"	17' 5"	18' 4"	21' 4"	21' 4"	25' 6"	25' 6"	18' 4"	18' 4"	21' 4"	21' 4"	21' 4"	21' 4"	21' 4"	21' 4"	22' 4"	23' 6"	25' 6"	25' 6"	25' 6"	25' 6"	25' 6"	25' 6"
Exterior Width	88"	88"	88"	88"	88"	96"	96"	88"	88"	88"	88"	88"	88"	88"	88"	88"	96"	96"	96"	96"	96"	96"	96"
Exterior Height with A/C	9'10"	9'10"	9'10"	9'10"	9'10"	9'10"	9'10"	9'10"	9'10"	9'10"	9'10"	9'10"	9'10"	9'10"	9'10"	9'10"	9'10"	9'10"	9'10"	9'10"	9'10"	9'10"	9'10"
Interior Height	78"	78"	78"	78"	78"	78"	78"	78"	78"	78"	78"	78"	78"	78"	78"	78"	78"	78"	78"	78"	78"	78"	78"
Fresh Water Capacity (Incl. W/H)	33 gal.	33 gal.	33 gal.	33 gal.	33 gal.	40 gal.	40 gal.	33 gal.	33 gal.	33 gal.	33 gal.	33 gal.	33 gal.	33 gal.	33 gal.	33 gal.	40 gal.	40 gal.	40 gal.	40 gal.	40 gal.	40 gal.	40 gal.
Grey Water Capacity	25 gal.	25 gal.	25 gal.	25 gal.	25 gal.	27 gal.	27 gal.	25 gal.	25 gal.	25 gal.	25 gal.	25 gal.	25 gal.	25 gal.	25 gal.	25 gal.	27 gal.	27 gal.	27 gal.	27 gal.	27 gal.	27 gal.	27 gal.
Black Water Capacity	25 gal.	25 gal.	25 gal.	25 gal.	25 gal.	27 gal.	27 gal.	25 gal.	25 gal.	25 gal.	25 gal.	25 gal.	25 gal.	25 gal.	25 gal.	25 gal.	27 gal.	27 gal.	27 gal.	27 gal.	27 gal.	27 gal.	27 gal.
Tire Size (Radial)	14"	14"	14"	14"	14"	14"	14"	14"	14"	14"	14"	14"	14"	14"	14"	15"	14"	14"	14"	14"	14"	14"	14"
Coupler Size	2 5/16"	2 5/16"	2 5/16"	2 5/16"	2 5/16"	2 5/16"	2 5/16"	2 5/16"	2 5/16"	2 5/16"	2 5/16"	2 5/16"	2 5/16"	2 5/16"	2 5/16"	2 5/16"	2 5/16"	2 5/16"	2 5/16"	2 5/16"	2 5/16"	2 5/16"	3 5/16"

*Weights shown are approximate. †Estimated Average based on standard build optional equipment. See back page for chart definitions.



Viking Deluxe Package

Available on most Viking models (Not available on Saga)



Aluminum wheels



Lend-a-hand assist handle



Pleated nightshades



ABS tub surround



Bath door mirror



Exterior shower

VIKING TRAVEL TRAILERS

Viking RV

580 West Burr Oak Street ■ P.O. Box 549
Centreville, MI 49032 ■ 269-467-6321

To learn more about Viking RV and our products and see how Viking is making camping easier, visit www.vikingrv.com.



Find us on Facebook

FREE MEMBERSHIP
to Forest River Owners' Group

www.forestriverfrog.com



Learn More

Scan this barcode using a QR Reader on your smart phone to learn more about Forest River.



A Berkshire Hathaway company.

Your Viking RV Dealer

Interactive Mobile Manuals

Download our Forest River mobile app or visit our dynamic online manual to enhance your ownership experience.

These interactive options provide incredible ease and insight into use, maintenance and enjoyment of your Forest River product. Ranging from "How-To" videos, pictures and illustrations of various components, systems and features, to fully searchable content and downloadable PDFs for individual component owner's manuals, answers are always just a click away. View the online manual at www.forestriverinc.com/ownersmanuals, or download our FREE app from the App Store or Google Play!



GVWR (Gross Vehicle Weight Rating) - is the maximum permissible weight of the unit when fully loaded. It includes all weights, inclusive of all fluids, cargo, optional equipment and accessories. For safety and product performance do NOT exceed the GVWR.

GAWR (Gross Axle Weight Rating) - is the maximum permissible weight, including cargo, fluids, optional equipment and accessories that can be safely supported by a combination of all axles. **UVW (Unloaded Vehicle Weight)*** - is the typical weight of the unit as manufactured at the factory. It includes all weight at the unit's axle(s) and tongue or pin and LP Gas. The UVW does not include cargo, fresh potable water, additional optional equipment or dealer installed accessories. *Estimated Average based on standard build optional equipment.

CCC (Cargo Carrying Capacity)** - is the amount of weight available for fresh potable water, cargo, additional optional equipment and accessories. CCC is equal to GVWR minus UVW. Available CCC should accommodate fresh potable water (8.3 lbs per gallon). Before filling the fresh water tank, empty the black and gray tanks to provide for more cargo capacity.


**Estimated average based on standard build optional equipment. Each Forest River RV is weighed at the manufacturing facility prior to shipping. A label identifying the unloaded vehicle weight of the actual unit and the cargo carrying capacity is applied to every Forest River RV prior to leaving our facilities. The load capacity of your unit is designated by weight, not by volume, so you cannot necessarily use all available space when loading your unit.

All information contained in this brochure is believed to be accurate at the time of publication. However, during the model year, it may be necessary to make revisions and Forest River, Inc., reserves the right to make all such changes without notice, including prices, colors, materials, equipment and specifications as well as the addition of new models and the discontinuance of models shown in this brochure. Therefore, please consult with your Forest River dealer and confirm the existence of any materials, design or specifications that are material to your purchase decision. ©2019 Viking Recreational Vehicles, a Division of Forest River, Inc., a Berkshire Hathaway company. All Rights Reserved. 2/19



PRE-DELIVERY INSPECTION FACILITY

20,000 square feet of quality assurance. The bare essentials for a premium product. This state-of-the-art facility gives immediate daily feedback to production for quality assurance in every unit built.



24/7 EMERGENCY ROADSIDE ASSISTANCE WITH VEHICLE PURCHASE*

TOWING
JUMP-STARTS
TIRE CHANGES
FLUID DELIVERY
LOCKOUT
SERVICE

WINCH-OUT
MOBILE MECHANIC
TECHNICAL
SUPPORT
DEALER LOCATOR
SERVICES



*VALID FOR 1 YEAR FROM DATE OF PURCHASE