

CYCLONE

BY HEARTLAND



Visit HEARTLAND on:





Model CY 4007
Gravel Decor

CYCLONE



Cognac Decor



Model CY 4007



Tilt Bed available in most models



Model CY 4007



Master Chef Kitchen featuring High-end Residential Appliances

- Double ovens standard (convection microwave oven standard)
- Master Chef Kitchens offer the most solid surface counter top space available in its class
- Huge self-igniting convection oven is twice as efficient as traditional RV ovens
- Large residential self-igniting 3 burner cook top
- Most storage available in its class
- Residential or 18 cu. ft. gas/electric refrigerator standard
- Stainless steel farmhouse sink with detachable sprayer faucet
- Stainless steel appliances
- Central trash system with inside and outside trash can accessibility most models
- Large windows in the kitchen area provide better ventilation and visibility most models





Blue
Exterior Option



Burgundy
Exterior Option



Orange
Full Body Paint Option



Black
Full Body Paint Option

CYCLONE



Store More Basement Storage




Roof Mounted 20 Watt Solar Panel



Outdoor Kitchen (Most Models)



Three Seasons Wall (Optional)



S5 Package includes:

- 2nd fuel cell 20gal
- 40" garage tv
- Solid surface counter top in bedroom
- Central vacuum
- 32" Bedroom TV
- Upgraded furniture with USB ports and built in tables

THERMAL TESTED

Heartland 5th wheel construction has been subjected to rigid testing in the famous DOMETIC Extreme temperature testing chamber. The testing chamber temperature is set to 0° to test the heating system, followed by setting it at 100° to test its cooling ability.

With our thick 2" laminated walls, enclosed and heated underbelly and insulated floor - the interior of the Heartland coach remained warm and comfortable throughout the sub-freezing testing and nice and cool during the extreme heat test!



Additional Equipment may be Required for Certain Climate Conditions

KITCHEN / INTERIOR

- LED lighting throughout
- Kitchen island with backlight fascia
- Designer cabinets
- Roller shades in living area
- Solid surface countertops
- Spring loaded hidden hinges
- Steel ball-bearing drawer guides 50 lbs.
- Large cabinet storage
- Convection microwave
- Solid surface sink covers
- Fireplace (most models)
- Custom monitor control panel
- (2)15,000 BTU A/C
- Overhead cabinets or shelving throughout
- High quality overstuffed residential furniture
- Powered Vent

BATH & BED

- Single level master suite
- One-piece fiberglass tub
- Foot flush porcelain toilet
- Heat and A/C vents in main bathroom
- Large vanity drawers
- Skylight over shower
- Power bath vent
- Washer dryer prep
- King mattress
- Exclusive new bed tilt side shift system (N/A 4007, 4220)

EXTERIOR

- Roof mounted 20 Watt solar panel
- 100w solar control module
- Six point hydraulic leveling system
- 16" G-rated tires with aluminum wheels
- One-piece radius walk-on roof
- Welded tubular aluminum construction
- Stunning exterior graphics
- 12" I-beam steel frame
- Heated and enclosed underbelly w/ fully wrapped skirting
- Triple 7,000 lb. axles (most models)

- Double 7,000 lb. axles (3600, 3713)
- MorRyde 3000 CRE suspension
- Universal docking center
- High gloss silver metallic sidewall
- HD edition graphics
- Painted front cap (with LED lights)
- Solid step aluminum entry
- Quad aluminum step (garage door)
- Entry assist handle
- Industry first Store-More pass thru storage
- 80 Amp power converter
- 50 Amp service with detachable cord
- Hi-flow water pump
- Deep tinted max vent windows
- Radius, 1" thick slam baggage doors
- Rain gutters with spouts
- LED scare lights
- Rear flood light
- Exterior hot/cold shower with high pressure nozzle
- Outside mini fridge (some models)
- Dual 30 lb. LP tanks
- Auto transfer switch
- Huge bedroom picture windows
- Wide body design
- Huge 94" wide garage door opening
- Enclosed gooseneck
- 5.5 KW generator with fuel station and timer
- R-40 roof, R-38 floor, R-11 sidewall insulation
- LP quick connect for BBQ grills
- Two side awnings with LED lights
- Painted front cap
- Rear folding side ladder
- Doorside spray port
- Backup and side camera prep
- Solar prep (side)
- Outside kitchen (most models)

A/V EQUIPMENT

- Cable TV/satellite hook-ups
- Sound bar with Bluetooth
- 55" LCD HDTV flat screen TV
- Two exterior marine grade speakers
- Separate DVD/CD/MP3/ AM/FM Bluetooth stereo for garage and exterior

GARAGE AREA

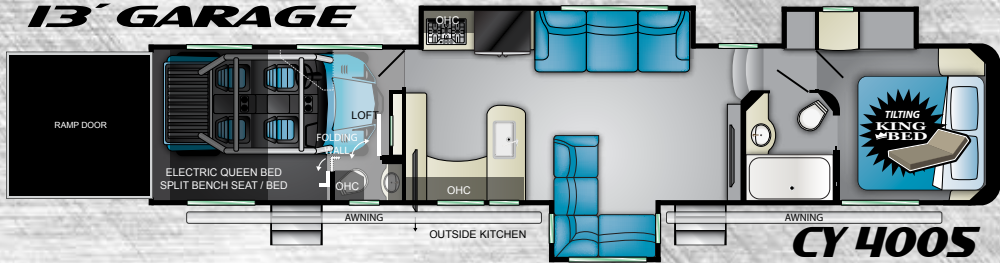
- Plywood garage flooring
- Steel D-ring tie downs
- 3000 lb. rated ultra-light ramp door
- Large 8' garage door ramp
- Recessed hidden beaver-tail storage compartment
- Heat duct in garage
- Electric rear screen
- Oversized windows max ventilation
- Decorative chair rail
- Built-in overhead cabinets with entertainment center
- Power Queen bed with convertible sofas
- Heat strip in the garage A/C 5000 BTU
- Folding 1/2 bath walls
- Loft area (N/A 4220)

OPTIONS

- Full body paint
- Yeti package
- Free standing table with sofa (select models)
- Removable edged cargo carpet
- Dual pane windows
- Ramp door patio with rear electric awning
- Patio stairs (rear)
- Glass three season garage wall
- 40" outside TV
- 3rd A/C with energy management system in living area, 45,000 BTU cooling power
- Large residential refrigerator with inverter and batteries
- Power cord reel
- S5 Package
- Side patio steps

TRIPLE AXLE MODELS

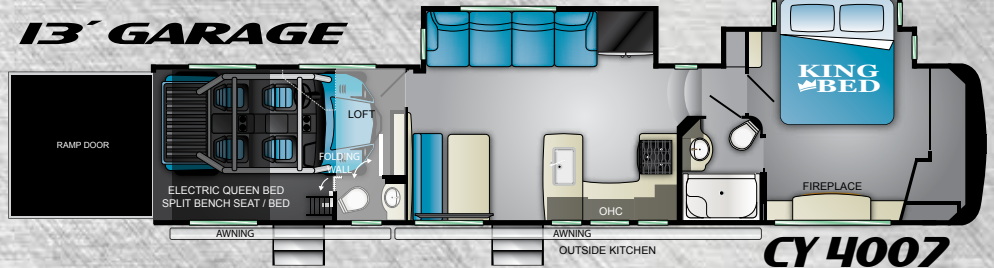
13' GARAGE



JUMBO SLIDE

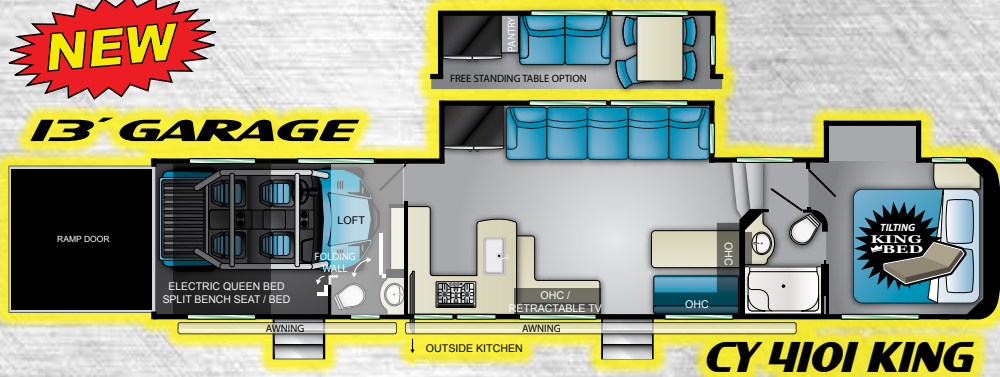


13' GARAGE

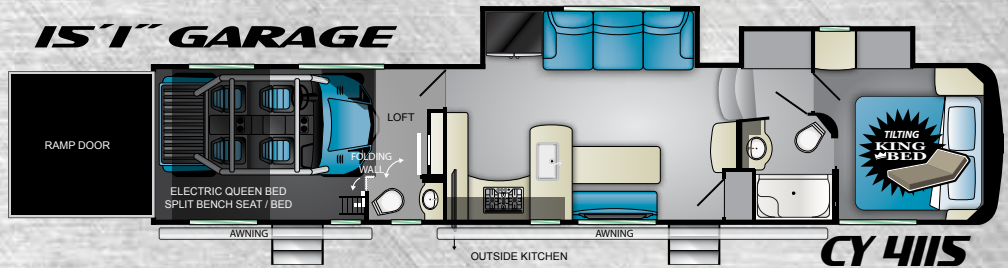


NEW

13' GARAGE



15' GARAGE

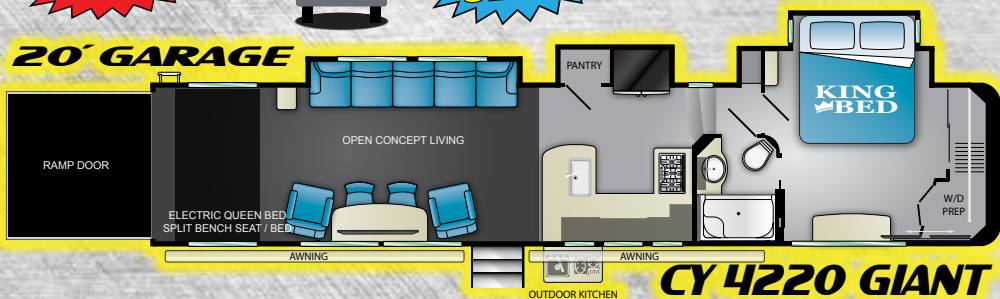


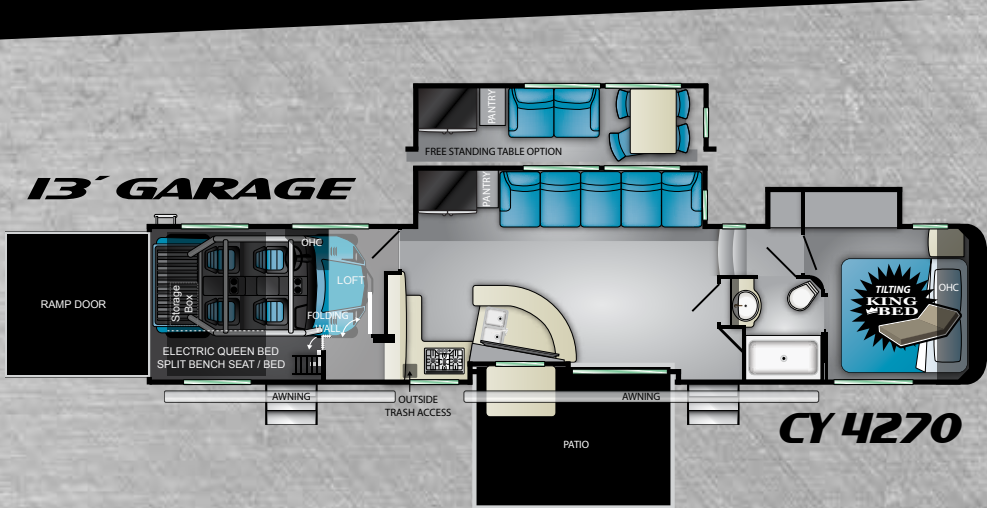
NEW



JUMBO SLIDE

20' GARAGE



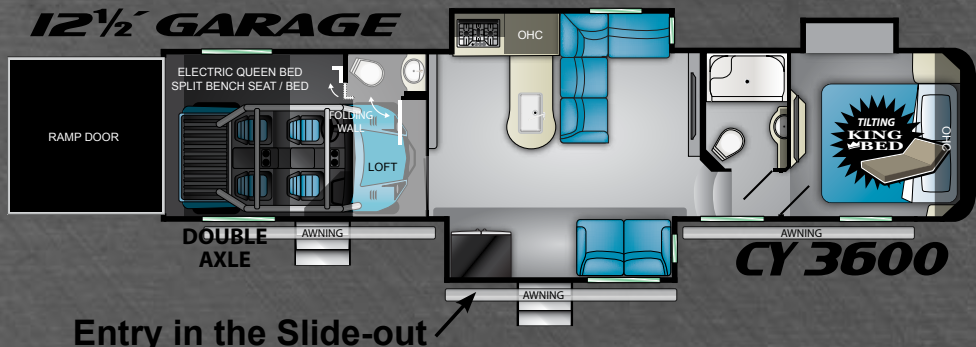


TRIPLE AXLE MODELS

MODEL	4005	4007	4101	4115	4220	4270
LENGTH	44' 1"	43' 0"	44' 0"	44' 0"	43' 5"	44' 0"
DRY	16,730	16,620	16,845	16,270	16,296	17,455
HITCH	3,540	3,665	3,630	3,700	4,005	3,810
HEIGHT	13' 3"	13' 3"	13' 3"	13' 3"	13' 3"	13' 3"
GVWR	20,000	20,000	20,000	20,000	20,000	20,000

Note: Length defined as tow point (Ball coupler for travel trailers / King pin for 5th wheel trailers) to rear bumper. It does not include the rear ladder.

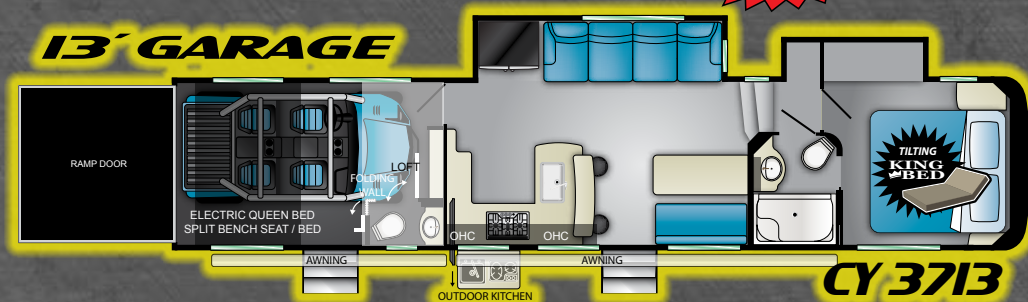
DOUBLE AXLE MODELS



DOUBLE AXLE MODELS

MODEL	3600	3713
LENGTH	39' 4"	42' 11"
DRY	15,440	15,375
HITCH	3,375	3,480
HEIGHT	13' 3"	13' 3"
GVWR	17,000	17,000

NEW



www.HEARTLANDRVs.com

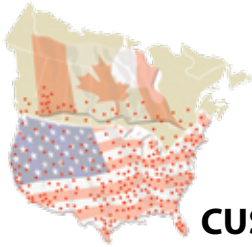


Experience:

- Product Walk-Through Videos
- Side By Side Comparisons
- Feature Videos • Photo Galleries
- Virtual 360° Tours
- Detailed Floor Plans
- News • Testimonials
- Dealer Locator • Owners Club
- Customer Service • Service Locator
- and More at our Informative Web Site



HEARTLAND PROUDLY PARTNERS WITH THE HIGHEST QUALITY VENDORS:



**HEARTLAND
CUSTOMER SERVICE
WE'VE GOT YOUR BACK!**

Over 40 men and women located in a dedicated facility servicing our customers every day. With a dealer network of over 400 locations across the U.S. and Canada, you're never far from an authorized Heartland dealer.

**BENEFITS OF PURCHASING
YOUR RV LOCALLY:**

- You enjoy valuable relationship building with Dealer Representatives, close to your home, who will explain the features and benefits of the product.
- You receive a full product orientation prior to delivery, which includes hands-on directions for many of the coach's systems and functions. You are also introduced to the Dealership's Service/Parts/Warranty personnel who are ready to help you with any issues you may encounter, now and in the future.
- You enjoy customer PRIORITY. Dealerships generally service their purchasing customers first - others may experience long delays and missed opportunities to use their RV. What is it worth for you to have a dealership's full attention and motivation to satisfy you when you need service - in a timely manner?
- Valuable TAX dollars and jobs stay in YOUR community which pays for your roads, schools, police and fire departments.



**DON'T UNDERESTIMATE
CUSTOMER SERVICE & PERSONAL CARE!**

For Canadian Residents: If you purchase an RV out-of-country, there are additional fees, taxes and inspections that must be met before bringing your product home. Your local Canadian dealers are experts in these provisions.

**Community. Convenience.
Close-to-home.**

Where you purchase your recreational vehicle is ultimately your decision but Heartland urges you to consider buying at your local dealer. Dealers are part of your community, providing jobs and contributing to your local economy. These dealers are under obligation to provide warranty service for products they sell, but are not legally required to service products purchased from other dealers. At some point, you may need to return to the dealer you buy from - why not stay close to home? After all, home is where your Heartland is!

www.HEARTLANDRVs.com

Visit HEARTLAND on:



Product information is as accurate as possible as of the date of publication of this brochure. Due to Heartland's commitment to continuous product improvement - floorplans, materials, components, features, measurements, specifications, options, etc. are subject to change at any time without notice or obligation. In certain conditions some additional equipment may be needed. Photos may show optional equipment or props used for photography purposes only.

Heartland has listed the approximate base weight of the trailer without the option equipment included. Optional equipment will impact the weight of the trailer. Please locate the weight sticker attached to the trailer you are considering for the most accurate trailer weight.

Tow Vehicle Caution: Owners of Heartland recreational vehicles are solely responsible for the selection and proper use of tow vehicles. All customers should consult with a motor vehicle manufacturer or their dealer concerning the purchase and use of suitable tow vehicles for Heartland products. Heartland disclaims any liability or damages suffered as a result of the selection, operation, use or misuse of a tow vehicle. Heartland's limited warranty does not cover damage to the recreational vehicle or the tow vehicle as a result of the selection of the tow vehicle.



Heartland Recreational Vehicles
2831 Dexter Drive
Elkhart, Indiana 46514
574-262-5992

Your Authorized Heartland Dealer: