

ROCKWOOD TRAVEL TRAILERS

# Rockwood

PROVIDING OUTDOOR FUN SINCE 1974.



## TRAVEL TRAILERS

ROOS, MINI LITES, ULTRA LITES & SIGNATURE TRAVEL TRAILERS



# Over 40 Years of Excellence

**FROM HUMBLE BEGINNINGS, ROCKWOOD HAS EMERGED AS AN INDUSTRY LEADER IN THE MANUFACTURING OF LIGHT WEIGHT TRAVEL TRAILERS, FIFTH WHEELS AND CAMPING TRAILERS.**

Located in Millersburg, IN since 1974, Rockwood has been supported by this community and the local families residing there. These families have helped provide the hundreds of workers that have brought their dedication to quality workmanship, respect for their fellow workers and a commitment to an uncompromising work ethic to make a major contribution to this company's success. Founded on the principle of providing superior value and service while remaining in tune with customer's preferences, Rockwood has become the ultimate luxury product in the light weight trailer market, proudly showcasing more innovative floor plans, appealing features and refined interior appointments than any others in its class.





**TODAY, ROCKWOOD REMAINS COMMITTED TO INSURING THAT OUR CUSTOMERS ENJOY THEIR CAMPING EXPERIENCES.**

Through the utilization of our experienced work force, “state of the art” lamination facility, modern production plants and detailed assembly processes our aim is to continue to provide our customers with the best built product possible at an unmatched value.



# Roo

**MAKING YOUR INVESTMENT GO A LONG WAY.** Rockwood takes pride in packing the most value possible into our Roo series. With a wide variety of floor plans available and built in standards second to none, we are sure you will find a Rockwood Roo that fits your needs. Built in value in all we do!



24WS  
SLATEWOOD / CHOCOLATE

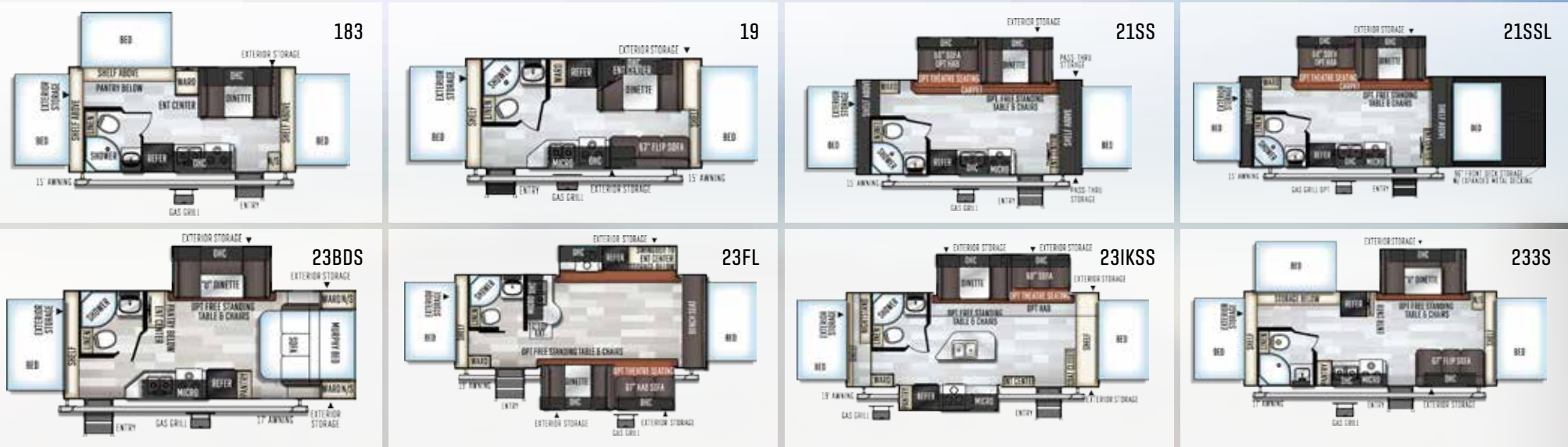


Optional White Exterior



Standard Champagne Exterior





MODEL NUMBER	183	19	21SS	21SSL	23IKSS	233S	23FL	23BDS	235S	24WS
Unloaded Vehicle Weight *	4179	4056	4985	5882	5640	5063	5693	5278	5418	5384
Base Dry Hitch Weight	480	448	548	480	688	708	736	584	725	634
Base Dry Axle Weight	3661	3570	4399	5264	4914	4317	4919	4656	4655	4712
Cargo Capacity	1581	1672	1563	1598	1208	1645	1203	1466	1467	1410
Length (Hitch To Bumper)	21' 2"	21' 2"	22' 10"	32' 2"	24' 10"	24' 10"	24' 10"	24' 10"	24' 10"	24' 10"
Trailer Length (Open)	25' 7"	25' 7"	27' 2"	36' 4"	29' 7"	29' 7"	29' 7"	29' 7"	29' 7"	29' 7"
Width	96"	96"	96"	96"	96"	96"	96"	96"	96"	96"
Height With A/C	125"	125"	130"	134"	130"	125"	130"	130"	130"	130"
Interior Height	80"	80"	80"	80"	80"	80"	80"	80"	80"	80"
Fresh Water Capacity	58 gal	58 gal	58 gal	58 gal	58 gal	58 gal	58 gal	58 gal	58 gal	58 gal
Gray Water Capacity	30gal	30gal	30gal	30gal	30gal	30gal	30 gal	30 gal	30 gal	30 gal
Black Water Capacity	30gal	30gal	30gal	30gal	30gal	30gal	30 gal	30 gal	30 gal	30 gal

The Unloaded Vehicle Weight (UVW) listed represents the weight of one trailer with that model's standard equipment including the content of specified option packages. \* See back cover for further specification definitions.



### SLIDE OPTIONS



(LAYOUT MAY BE MODIFIED DEPENDING ON THE MODEL.)

# Rockwood Roo

## STANDARDS & OPTIONS

MODELS	R	MODELS	R	MODELS	R
<b>STANDARD PACKAGES</b>	<b>PKG. G</b>	Microwave Oven	S	Carbon Monoxide Detector	S
Square Bunk Ends W/ Attached Boots & Aircraft Cable	S	Double Door Auto Gas/Elec. Large Refrigerator	S	12 Volt Power Plug Hook-up	S
Automotive Grade Easy Latch Bunk Latch/Lock	S	Quick Recovery Water Heater w/ Interior Gas and Electric Switches	S	CSA (Canadian Standards)	0
Aluminum Cage Dinette Base	S	Power Awning	S	Monitor Panel Switch Station	S
6 Sided Aluminum Cage Construction	S	Black Tank Flush	S	55 Amp Converter With Charger	S
Vacuum Laminated 1 Piece Roof and Walls	S	Spare Tire W/ Carrier and Cover	S	Battery Disconnect Switch	S
Enclosed Underbelly	S	Tinted Bonded Frameless Windows	S	Ceiling LED 12 Volt Interior Lighting	S
4 Frame Mounted Stabilizer Jacks	S	Automotive Front Windshield 23BDS Only	S*	Bunk Fan/Light Combination with Each Bed End Mounted 24" LCD TV	S
Torsion Axle, Rubber-Ryde Suspension	S			Bedroom Mounted 24" LCD TV (Opt. R: 23IKSS, 233S Only)	0*
Nitro Filled Radial Tires	S	<b>INTERIOR FEATURES</b>		Mounted 32" LCD TV R: 24WS, 21SS, 21SSL, 23IKSS, 23BD, 24WS	S*
Polished Alloy Wheels	S	Slatewood Interior	S	43" TV" (23FL, 235S Only)	S*
LED TV W/ Multi-directional Antenna	S	American Maple Interior	0	MP3 Player Hook-Up	S
WiFi Ranger WiFi Booster Sky 4	S	Decorative Slide Out Fascia	S	Premium Soundbar (Where applicable)	S*
Prewire for Back Up Camera and Solar	S	Solid Wood Cabinet Doors and Drawer Fronts	S	Decorative Valances	S
Multi Zone Stereo W/ DVD/CD/AM/FM and Bluetooth Control	S	Screwed and Glued Wood Cabinetry	S	Heated Theater Seating ILO Sofa (Opt. 21SS, 21SSL, 23BDS, 23FL, 23IKSS, 24WS, 235S Only)	0*
Outside Speakers	S	Residential Full Extension Metal Drawer Guides	S	Deluxe Tri-Fold Sleeper Sofa (Per floorplan)	0*
13,500 BTU Roof AC	S	Engineered Mold and Mildew Resistant Floor Covering	S	Family Dinette (Per floorplan)	S*
Night Shades	S	Ducted Furnace	S	Spacious King-U-Style Dinette (Std.233S, 23BDS)	S*
Double Bowl Undermount Kitchen Sink	S	13,500 BTU Ducted Air (N/A 183, 19, )	S*	Free Standing Table and Chairs (Per floorplan )	0*
Solid Surface Kitchen Countertops	S	15,000 BTU A/C	0		
Recessed Cooktop W/ Flush Mount Cover	S	13,500 Roof A/C (Std. 183, 19)	S*		

STANDARDS & OPTIONS ARE SUBJECT TO CHANGE.



MODELS	R	MODELS	R	MODELS	R
Stainless Steel Appliances Pkg.	O	<b>EXTERIOR FEATURES</b>		Radius Entrance/Screen Door	S
Double Door Auto Gas / Elect. Refrigerator	S	Magnetic Compartment Door Catches	S	Friction Hinge Entrance Door	S
3 Burner High Output Gas Range w/ Glass Stove Top Cover	S	Aluminum Fold In Steps. Double or Triple Entry Step Per Floorplan	S	Large Assist Grab Handles	S
Gas Oven	S	Fully Aluminum Frame (Floor, Sidewall, & Roof)	S	Thermopane Windows	O
Counter Top Extension (Per floorplan)	S*	Insulation Factors R-7 Side Wall, R-12 Floor and R-14 Ceiling	S	Outside Shower	S
Water-Pur Filtration System	S	Radius Roofs w/ Interior Vaulted Ceilings	S	1/2 Sliding Storage Tray ( Opt. 21SS, 21SSL, 23BDS, 23FL )	O
Shower Miser Water Saver System	S	Vinyl / Rubber Composite Roofing Membrane	S	Outside Antifreeze Stations	S
Tub Surround	S	360 Siphon Vent Cap on all black tanks	S	Two-20 Lb Gas Bottles	S
Radius Glass Door Shower (Per floorplan)	S*	T V Antenna w/ Cable & Satellite Hook-Up	S	Molded Bottle Cover	S
Bathroom Skylight	S	Rear Observation Camera Prep w/ Molded Mounting Plate	S	Surface Coated Steel I-Beam Frame	S
Water Heater By-Pass Kit	S	Laminated Champagne Colored Fiberglass Sidewalls	S	8' X 8' Front Storage Deck: 1300 LBS. Max Capacity (21SSL Only)	S*
Foot Flush Toilets	S	White Two Tone Laminated Fiberglass Sidewalls w/ Graphics Package	O	Fuel Station with 18 Gallon Capacity (Gasoline Only) (Opt. 21SSL Only)	O
Two Maxxair® Ventilation Fan and Vent Cover	S	Distinctive Black Exterior Trim	S	Toylok Mounted Locking System (21SSL Only)	S*
Murphy Bed w/ Under Sofa Storage System and Outside Access		Electric Slide-Out (All Slide Out Models)	S	Power Tongue Jack	O
for Unmatched Floor Plan Flexibility (23BDS Only)	S*	Lower Front Diamond Plate Panel	S	Easy Lube Axles and Nev-R Adjust Brakes	S
Heated Mattress	S*	Easy to Reach Lockable Bed Latch System	S	Radial Tires w/ Nitro Fill	S
Fireplace 235S Only	S*	Bed Cable System (No Poles)	S	MoRyde fold out Entry Steps	S*
WIFI Ranger WIFI Booster Sky 4	S	Tongue Mount Bike Rack 23BDS Only	O*	Off Road Package (Includes: 15" Off Road Tires and Aluminum Wheels 21SSL	
		Power Awning With Adjustable Rain Dump and LED Lighting	S	Only)	S*
		Outside RVQ Grill w/LP Hook Up	S	Electronically Controlled Heated Holding Tanks	O
		Awning Slide Topper	O	Black Water Flush	S

R = RUD, S = STANDARD, O = OPTIONAL, -- NOT AVAILABLE, \* = SELECTED MODELS

# Mini Lite

**MAKING YOUR INVESTMENT GO A LONG WAY.** Rockwood takes pride in packing the most value possible into our Mini Lite series. Finding the perfect fit for the specific needs of your active family is made easier by the wide variety of floor plans available. Each model comes packed with features to give you flexibility you won't find in comparable products.



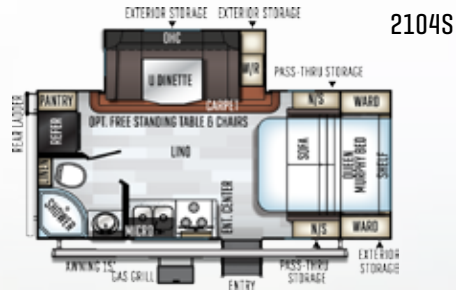
Standard Champagne Exterior



Optional White Exterior



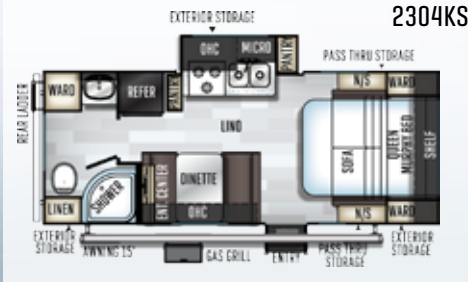




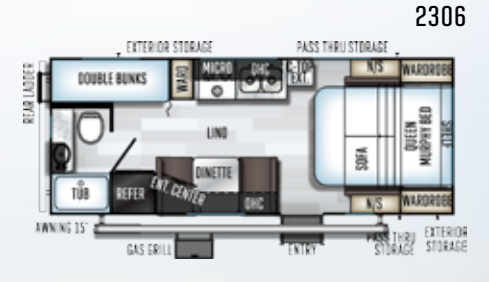
2104S



2109S



2304KS



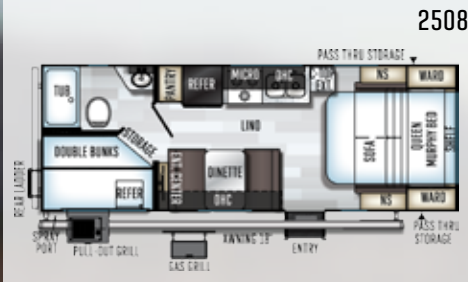
2306



2506S



2507S



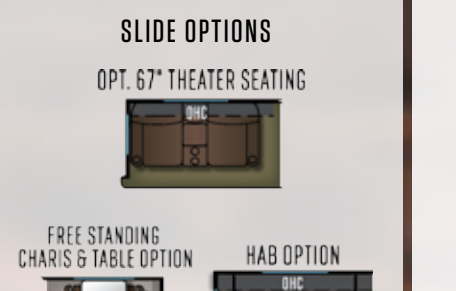
2508



2509S



2511S



2512S

MODEL NUMBER	2104S	2109S	2304KS	2306	2506S	2507S	2508	2509S	2511S	2512S
Unloaded Vehicle Weight *	4816	4171	4651	4337	5289	5305	4685	5300	5287	5118
Base Dry Hitch Weight	560	412	629	584	720	684	645	709	687	638
Base Dry Axle Weight	4197	3700	3963	3694	4510	4562	3981	4532	4539	4421
Cargo Capacity	1744	1521	1978	1527	1591	1539	1960	1569	1562	1680
Length (Hitch To Bumper)	22' 4"	22' 4"	24'	24'	25' 11"	25' 11"	25' 11"	25' 11"	25' 11"	25' 11"
Width	96"	96"	96"	96"	96"	96"	96"	96"	96"	96"
Height With A/C	131"	123"	123"	123"	131"	131"	124"	131"	131"	131"
Interior Height	80"	80"	80"	80"	80"	80"	80"	80"	80"	80"
Fresh Water Capacity	58 gal	58 gal	58 gal	58 gal	58 gal	58 gal	58 gal	58 gal	58 gal	58 gal
Gray Water Capacity	30 gal	30 gal	30 gal	30 gal	60 gal	30 gal	30 gal	30 gal	60 gal	60 gal
Black Water Capacity	30 gal	30 gal	30 gal	30 gal	30 gal	30 gal	30 gal	30 gal	30 gal	30 gal

The Unloaded Vehicle Weight (UVW) listed represents the weight of one trailer with that model's standard equipment including the content of specified option packages. \* See back cover for further specification definitions.

NEW

# Rockwood Mini Lite

## STANDARDS & OPTIONS

MODELS	ML	MODELS	ML	MODELS	ML
<b>STANDARD PACKAGES</b>	<b>PKG. D</b>	Recessed Cooktop W/ Flush Mount Cover	S	13,500 BTU Ducted Air	S
Aluminum Cage Dinette Base	S	Microwave Oven	S	15,000 BTU A/C	0
6 Sided Aluminum Cage Construction	S	Double Door Auto Gas/Elec. Large Refrigerator	S	Carbon Monoxide Detector	S
Vacuum Laminated 1 Piece Roof and Walls	S	Quick Recovery Water Heater w/ Interior Gas and Electric Switches	S	12 Volt Power Plug Hook-up	S
5/8" Plywood Tongue and Groove Sub Floor	s	Power Awning	S	CSA Standards (Canadian Standards)	0
Enclosed Underbelly	S	Black Tank Flush	S	Monitor Panel Switch Station	S
4 Frame Mounted Stabilizer Jacks	S	Spare Tire W/ Carrier and Cover	S	55 Amp Converter With Charger	S
Torsion Axle, Rubber-Ryde Suspension	S	Tinted Bonded Frameless Windows	S	Battery Disconnect Switch	S
Nitro Filled Radial Tires	S	Outside Grill	S	Recessed Ceiling LED 12 Volt Interior Lighting	S
Polished Alloy Wheels	S	Automotive Front Windshield	S	Mounted 24" LCD TV	S*
LED TV W/ Multi-directional Antenna	S	MORyde Strut Assist Fold In Step	S	Bedroom Mounted 24" LCD TV, 2506S, 2511S, 2512S Only)	0*
Prewire for Back Up Camera and Solar	S			Mounted 32" LCD TV, 2506S, 2507S, 2508 , 2509S, 2511S, 2512S	S*
Multi Zone Stereo W/ DVD/CD/AM/FM and Bluetooth Control	S	<b>INTERIOR FEATURES &amp; OPTIONS</b>		Digital AM/FM/CD/DVD w/ Remote	S
WiFi Ranger WiFi Booster Sky 4	S	Slatewood Interior	S	MP3 Player Hook-Up	S
Outside Speakers	S	American Maple Interior	0	Premium Soundbar (Where applicable)	S*
Maxxair® Ventilation Fan and Vent Cover	S	Decorative Slide Out Fascia	S	Decorative Valances	S
13,500 BTU Roof AC	S	Screwed and Glued Wood Cabinetry	S	Heated Theater Seating w/USB Ports Std, 2511S	S*
Night Shades	S	Hardwood Cabinet Doors and Drawer Fronts	S	Heated Theater Seating w/USB Ports ILO Sofa (Opt. 2506S,2512S )	0*
Double Bowl Undermount Kitchen Sink	S	Residential Full Extension Metal Drawer Guides	S	Deluxe Tri-Fold Sleeper Sofa (Per floorplan)	0*
Solid Surface Kitchen Countertops	S	Engineered Mold and Mildew Resistant Floor Covering	S	Family Dinette (Per floorplan)	S*
Roller Bearing Drawer Guides	S	Ducted Furnace	S	Spacious King-U-Style Dinette (Std. 2104S, 2504S, 2506S, 2507S, 2509S)	S*



MODELS	ML	MODELS	ML	MODELS	ML
Free Standing High Pressure Laminated Table	S*	Heated Mattress	S	Power Awning With Adjustable Rain Dump and LED Lighting	S
Free Standing Table and Chairs (Per floorplan)	O*	Fireplace 2512S & 2506S Only	S	Awning Slide Topper	O
Stainless Steel Appliances	O			Entrance/Screen Door	S
Double Door Auto Gas / Elect. Refrigerator	S	<b>EXTERIOR FEATURES &amp; OPTIONS</b>		Friction Hinge Entrance Door	S
Shaker Style Refrigerator Panel on Slatewood,		Magnetic Compartment Door Catches	S	Large Assist Grab Handles	S
Raised Refrigerator Panel on Maple Opt.	O	Aluminum Fold In Steps, Double or Triple Entry Step Per Floorplan	S	Radius Corner Exterior Door	S
3 Burner High Output Gas Range w/ Glass Stove Top Cover	S	Fully Aluminum Frame (Floor, Sidewall, & Roof)	S	Thermopane Windows	O
Gas Oven	S	Insulation Factors R-7 Side Wall, R-12 Floor and R-14 Ceiling	S	Outside Grill Prep	S
Under Mount Double Bowl Kitchen Sink w/ Sink Cover	S	Radius Roofs w/ Interior Vaulted Ceilings	S	Outside Shower	S
Counter Top Extension (Per floorplan)	S*	Vinyl / Rubber Composite Roofing Membrane	S	Outside Antifreeze Stations	S
Water-Pur Filtration System	S	360 Siphon Vent Cap on all black tanks	S	Two-30 Lb Gas Bottles	S
Shower Miser Water Saver	S	T V Antenna w/ Cable & Satellite Hook-Up	S	Molded Bottle Cover	S
Tub Surround	S	Rear Observation Camera Prep w/ Molded Mounting Plate	S	Surface Coated Steel I-Beam Frame	S
Radius Glass Door Shower (Per floorplan)	S*	Rear Ladder	S	Power Tongue Jack	O
Night Shades	S	Laminated Champagne Colored Fiberglass Sidewalls	S	Easy Lube Axles and Nev-R Adjust Brakes	S
Bathroom Skylight	S	White Two Tone Laminated Fiberglass Sidewalls w/ Graphics Package	O	Radial Tires w/ Nitro Fill	S
110 DSI Gas/Electric Six Gallon "Quick Recovery" Water Heater By-Pass Kit	S	Distinctive Black Exterior Trim	S	Electronically Controlled Heated Holding Tanks	O
Foot Flush Toilets	S	Electric Slide-Out (All Slide Out Models)	S	Black Water Flush	S
Extra Maxxair® Ventilation Fan and Vent Cover	O	Lower Front Diamond Plate Panel	S	MORyde Entry steps	S
Murphy Bed w/ Under Sofa Storage System and Outside Access		Bike Rack Ladder Attachment	O		
for Unmatched Floor Plan Flexibility (Per floorplan)	S	Tongue Mount Bike Rack	O		

ML = MINI LITE, S = STANDARD, O = OPTIONAL, -- NOT AVAILABLE, \* = SELECTED MODELS

# Ultra Lite Travel Trailers

**YOU WILL LOVE WHAT YOU FIND IN OUR FLOOR PLANS.** Our trailers are packed full of quality features in order to bring to you one of the best values in the light weight market. There are spacious flush floor slides, comfortable stylish sofas and wide dinettes with easily adjustable legs. Our Ultra Lite series offers lots of room and amenities while still being a 1/2 ton towable Travel Trailer.



2606WS  
AMERICAN MAPLE / CHOCOLATE



Standard Champagne Exterior



Optional White Exterior

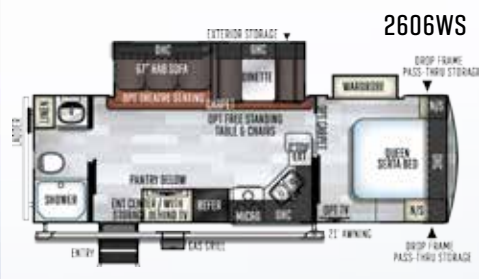




2304DS



2604WS



2606WS



2608BS

NEW



2609WS

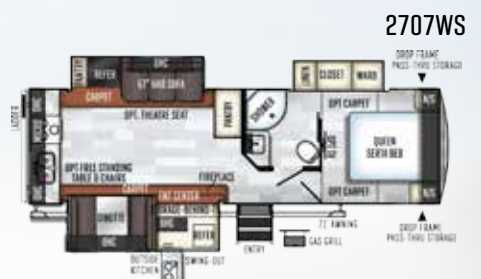
NEW



2612WS



2706WS



2707WS

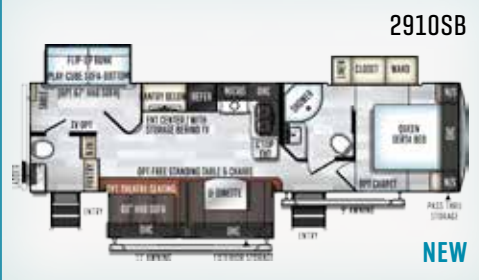


2902WS



2906RS

NEW



2910SB

NEW



2911BS

NEW



2912BS

NEW

SLIDE OPTIONS



LAYOUT MAY BE MODIFIED DEPENDING ON THE MODEL

MODEL NUMBER	2304DS	2604WS	2606WS	2608BS	2609WS	2612WS	2706WS	2707WS	2902WS	2906RS	2910SB	2911BS	2912BS
Unloaded Vehicle Weight*	5654	6358	6158	6608	6269	6229	6740	7239	7148	7981	7854	7699	7854
Base Dry Hitch Weight	690	782	908	796	854	738	844	745	770	900	810	1095	952
Base Dry Axle Weight	4905	5517	5191	5753	5356	5432	5837	6435	6319	7022	6985	6545	6843
Cargo Capacity	2036	2424	1790	2188	1625	2509	2104	1506	2422	1719	1756	2196	1898
Length (Hitch to Bumper)	25'	29' 9"	29' 9"	29' 11"	29' 9"	29' 9"	32' 10"	32' 3"	33' 9"	35' 2"	35' 2"	35' 2"	35' 2"
Width	96"	96"	96"	96"	96"	96"	96"	96"	96"	96"	96"	96"	96"
Height (w/ AC)	134"	134"	134"	134"	134"	134"	134"	134"	134"	134"	134"	134"	134"
Fresh Water Capacity	60 gal	60 gal	60 gal	60 gal	60 gal	60 gal	60 gal	60 gal	60 gal	60 gal	60 gal	60 gal	60 gal
Gray Water Capacity	45 gal	45 gal	90 gal	90 gal	90 gal	45 gal	90 gal	90 gal	90 gal	45 gal	45 gal	45 gal	90 gal
Black Water Capacity	45 gal	45 gal	45 gal	45 gal	45 gal	45 gal	45 gal	45 gal	45 gal	45 gal	90 gal	45 gal	45 gal

The Unloaded Vehicle Weight (UVW) listed represents the weight of one trailer with that model's standard equipment including the content of specified option packages.  
 \*See back cover for further specification definitions.

# Rockwood Ultra Lite Travel Trailers

## STANDARDS & OPTIONS

MODELS	TT	MODELS	TT	MODELS	TT
<b>STANDARD PACKAGES INCLUDE:</b>	<b>PKG. F</b>				
Aluminum Bed and Dinette Base	S	Roller Bearing Drawer Guides	S	Hardwood Cabinet Doors and Drawer Fronts	S
6 Sided Aluminum Cage Construction	S	Microwave Oven	S	Decorative Slide Out Fascia	S
Vacuum Laminated 1 Piece Roof and Walls	S	Double Door Auto Gas/Elec. Large Refrigerator	S	Engineered Mold and Mildew Resistant Floor Covering	S
Enclosed Underbelly	S	Serta Memory Foam Mattress	S	Bedroom Carpet (N/A 2304DS)	0
4 Frame Mounted Stabilizer Jacks	S	Quick Recovery Auto Ignition Gas/Electric Water Heater	S	Floor Ducted Furnace	S
Power Awning w/ Adjustable Rain Dump and LED Light Strip	S	Shower Miser Water Saver System	S	50 Amp Service w/ 2nd A/C Prep (N/A 2304DS)	S*
Torsion Axle, Rubber-Ryde Suspension	S	Black Tank Flush	S	15,000 BTU A/C	0
Nitro Filled Radial Tires	S	360 Siphon Black Water Vent	S	2nd Roof A/C w/ Chill Chaser Heat Strip and 50 Amp Service and Digital Dual Thermostat Control (NA2304DS)	0*
Polished Alloy Wheels	S	Spare Tire Carrier and Cover	S	Fireplace (Std. 2608BS, 2707WS, 2902WS, 2906RS, 2912BS)	S*
LED TV w/ Multi-directional Antenna	S	Outside RVQ Grill w/LP Hook up	S	Carbon Monoxide Detector	S
Wifi Ranger Wifi Booster Sky 4	S	Tinted Bonded Frameless Windows	S	12 Volt Power Plug Hook-up	S
Multi Zone Stereo w/ DVD/CD/AM/FM / MP3 Player Hook Up and Bluetooth Control	S	Automotive Windshield	S	CSA (Canadian Code)	0
Slam Latch Baggage Doors	S	Rear Observation Camera Prep w/ Molded Mounting Plate	S	Monitor Panel Switch Station	S
Magnetic Door Holds	S	Solar Panel Prep	S	55 Amp Converter With Charger	S
Outside Speakers	S	MORyde Strut Assist Fold In Step	S	Battery Disconnect Switch	S
13,500 BTU Ducted Roof A/C	S			Ceiling LED 12 Volt Interior Lighting	S
Under Mount Double Bowl Kitchen Sink w/ Residential Style Faucet	S	<b>INTERIOR FEATURES</b>		Bedroom Mounted 24" LCD TV (NA 2304DS)	0*
Solid Surface Kitchen Countertops	S	Slatewood Interior	S	LCD TV w/ Premium Soundbar	S
Recessed 3 Burner Cooktop and Large Oven w/ Flush Mount Cover	S	American Maple Interior	0	Designer Valances w/ Lambrequin Arms	S
		Screwed and Glued Wood Cabinetry	S	Day/Night Shades	S
		Residential Full Extension Metal Drawer Guides	S		

STANDARDS & OPTIONS ARE SUBJECT TO CHANGE.



**MODELS**

Swivel Rocker Chair (Per Floor Plan)	S*
Swivel Rocker Recliners ILO Chaise Lounge (Opt. 2902WS)	O*
Heated Theatre Seating w/ Cup Holders and Removable Tables (Per Floorplan)	S*/ O*
Deluxe Tri-Fold Sleeper Sofa (Per Floor Plan)	S*
Spacious King-U-Style Dinette (Std. 2304DS, 2609WS, 2706WS, 2910SB, 2911BS)	S*
Free Standing High Pressure Laminated Table with Swing Level Legs	S*
Free Standing Table and Chairs	O*
Stainless Steel Appliances	O
Decorative Wood Refrigerator Panels	O*
Residential Sink Cover	S
Counter Top Extension (Per Floor Plan)	S*
Water-Pur Filtration System	S
Radius Glass Door Shower	S*
Large Shower w/ Sliding Glass Door (Std. 2606WS, 2609WS, 2612WS, 2706WS, 2911BS)	S*
Bathroom Skylight	S
Water Heater By-Pass Kit	S

**TT**

**MODELS**

Foot Flush Toilets	S
Maxxair® Ventilation Fan and Vent Cover, Bathroom	S
Extra Maxxair® Ventilation Fan and Vent Cover	O
Murphy Bed w/ Under Sofa Storage System and Outside Access for Unmatched Floor Plan Flexibility (Std. 2304DS)	S*
<b>EXTERIOR FEATURES</b>	
Fully Aluminum Frame (Floor, Sidewall, & Roof)	S
Insulation Factors R-7 Side Wall, R-12 Floor and R-14 Ceiling	S
Radius Roofs w/ Interior Vaulted Ceilings	S
Vinyl / Rubber Composite Roofing Membrane	S
Laminated Champagne Colored Fiberglass Sidewalls	S
Laminated White / two toned Fiberglass Sidewalls	O
Electric Slide-Out (All Slide Out Models)	S
Decorative Frame Skirting	S
T V Antenna w/ Cable & Satellite Hook-Up	S
Rear Ladder	S
Bike Rack Ladder Attachment	O
Tongue Mount Bike Rack	O

**TT**

**MODELS**

Awning Slide Topper	O
30" Primary Entrance/Screen Door	S
Friction Hinge Entrance Door	S
Large Assist Grab Handles	S
Lighted Entry Step and Scare Light	S
Thermopane Windows	O
Large Dinette Picture Window	S
Outside Shower	S
1/2 Sliding Storage Tray (N/A 2304DS, 2604WS)	O*
Outside Antifreeze Stations	S
Two-30 Lb Gas Bottles	S
Molded Bottle Cover	S
Surface Coated Steel I-Beam Frame	S
Power Tongue Jack	O
Power Stabilizer Jacks	O
Easy Lube Axles and Nev-R Adjust Brakes	S
Electronically Controlled Heated Holding Tanks	O

**TT**

TT = ULTRA LITE TRAVEL TRAILER, S = STANDARD, O = OPTIONAL, -- NOT AVAILABLE, \* = SELECTED MODELS

# Signature BY ROCKWOOD

**THE FLOOR PLAN YOU WANT IN THE SIZE YOU NEED.** We have custom designed our trailers with the best in style and amenities while keeping your towing needs in mind. Quality craftsmanship and attention to detail have been put into our Signature trailers, all with you in mind. The fully equipped kitchens with comfortable dinettes and distinctive, spacious interiors are just a couple notable features.



Standard Champagne Exterior



Optional White Exterior

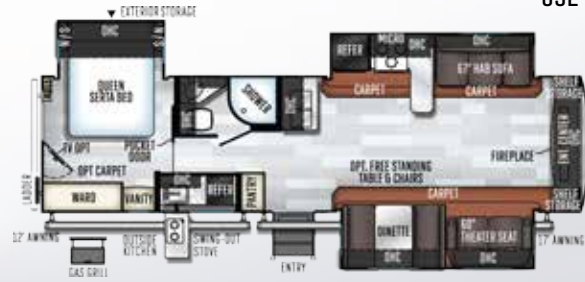




8311WS



8324BS



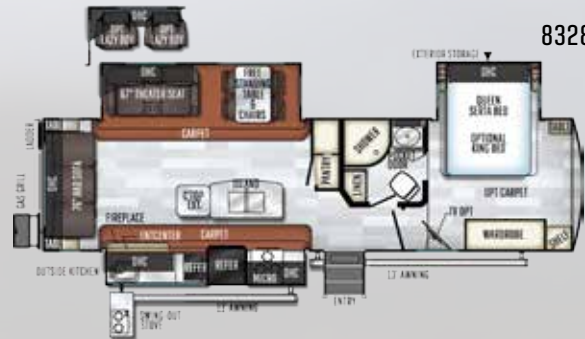
8326BHS



8327SS



8328BS



8329SS



8332BS



SIGNATURE SLIDE OPTIONS



8335BSS



MODEL NUMBER	8311WS	8324BS	8326BHS	8327SS	8328BS	8329SS	8332BS	8335BSS
Unloaded Vehicle Weight*	8546	8892	8989	8781	9079	8548	8975	8140
Base Dry Hitch Weight	1164	1243	1070	1175	1153	1082	1193	1200
Base Dry Axle Weight	7323	7590	7860	7547	7867	7407	7723	6881
Cargo Carrying Capacity	2618	2351	2081	2394	2074	2534	2218	1860
Length - (Bumper To Hitch Front)	34'-11"	35' 5"	35'-11"	35'-5"	35'-5"	34'-11"	35' 11"	35' 11"
Width	96"	96"	96"	96"	96"	96"	96"	96"
Height W/ A/C	136"	136"	136"	136"	137"	136"	136"	136"
Interior Height	83"	83"	83"	83"	83"	83"	83"	83"
Fresh Water Capacity	60 gal	60 gal	60 gal	60 gal	60 gal	60 gal	60 gal	60 gal
Gray Water Capacity	45 gal	45 gal	63 gal	90 gal	108	45 gal	90 gal	90 gal
Black Water Capacity	45 gal	45 gal	45 gal	45 gal	45 gal	45 gal	45 gal	45 gal

The Unloaded Vehicle Weight (UVW) listed represents the weight of one trailer with that model's standard equipment including the content of specified option packages. \* See back cover for further specification definitions.

# Signature by Rockwood

## STANDARDS & OPTIONS

MODELS	TT	MODELS	TT	MODELS	TT
<b>STANDARD PACKAGES INCLUDE:</b>	<b>PKG. B</b>	Outside Speakers	S	Engineered Mold and Mildew Resistant Floor Covering	S
High Gloss Front Cap	S	LCD TV With Upgraded Sound Bar Speaker System and		Bedroom Carpet	0
Automotive Windshield	S	Multi-directional Antenna	S	Floor Ducted Furnace	S
Fiberglass Exterior with Glossy Finish	S	Multi Zone Stereo w/ DVD/CD/Blue Ray/ AM/FM and Bluetooth Control	S	15,000 BTU Ducted Roof Air	0
Aluminum Bed and Dinette Base	S	Touch Button Control Panel w/ App Control	S	2nd AC in Bedroom with Digital Dual Control Thermostat	0
6 Sided Aluminum Cage Construction	S	Thermostatically Controlled Heated Holding Tanks	S	Fireplace (8324BS, 8328BS, 8329SS, 8332BS, 8335BSS Only )	S*
Vacuum Laminated 1 Piece Roof and Walls	S	Torsion Axle, Rubber-Ryde Suspension	S	Carbon Monoxide Detector	S
Tinted Bonded Frameless Windows	S	Polished Alloy Wheels	S	12 Volt Power Plug With USB Charging Port	S
Power Awning w/ Adjustable Rain Dump and LED Light Strip	S	Spare Tire Carrier & Cover	S	CSA (Canadian Standards)	0
Enclosed Underbelly	S	Nitro Filled Tires	S	Battery Disconnect Switch	S
4 Power Stabilizer Jacks	S	Slam Latch Baggage Doors and Magnetic Door Holds	S	55 Amp Converter With Charger	S
13,500 BTU Ducted A/C with 50 AMP Service and Prepped for 2nd AC	S	Rear Observation Camera Prep w/ Molded Mounting Plate	S	LED 12 Volt Interior Lighting	S
Upgraded 22" Gas Oven	S	Solar Panel Prep	S	Ceiling LED 12 Volt Interior Lighting w/ Multiple Switches	S
Microwave Oven	S	Rear Ladder	S	Interior Floor Light by Entrance Door	S
Recessed Cooktop and Oven w/ Flush Mount Cover	S	Black Tank Flush	S	Digital AM/FM/DVD w/ "Bluetooth" Technology	S
Hidden Hinge Cabinet Doors	S	Outside RVQ Grill W/ LP Gas Hook up	S	MP3 Player Hook-Up	S
Residential Full Extension Metal Soft Close Drawer Guides	S			LCD Bedroom TV STD.(Std. 8311WS,8326BHS)	S*
Extra Large Double Door 2 Way Refrigerator	S	<b>INTERIOR FEATURES</b>		LGB Bedroom TV Optional (8324BS, 8327SS, 8328BS, 8329SS, 8332BS, 8335BS)	0*
Solid Surface Kitchen Countertops	S	Slatewood Interior	S	LCD Mounted TV and Entertainment center in Bunk Room	
Kitchen Backsplash	S	American Maple Interior	0	(Std. 8311WS, Opt.8326BHS, NA, 8327SS)	S*/0*
Flush Mount Stainless Steel Sinks With "High Rise" Lift-Off	S	Decorative Slide Out Fascia	S	Tri Fold Bunk Room Sofa (Required Option: 8311WS, 8326BHS, Opt.8327SS)	0*
6 Gallon Quick Recovery Auto Ignition Gas/Electric Water Heater	S	Decorative Cove Trim Along Ceiling and Overhead Cabinets	S	Push Back Recliner (Std. 8329SS)	S*
Shower Miser Water Saver System	S	Screwed and Glued Cabinetry	S		
360 Siphon Vent Cap on Black Tanks	S	Solid Wood and Raised Panel Doors and Drawers	S		
Serta Memory Foam Mattress Upgrade	S	Upgraded Cabinetry Hardware	S		

STANDARDS & OPTIONS ARE SUBJECT TO CHANGE.



**MODELS**

Lazy Boy Swivel Recliner Option: ILO Standard Pushback Recliner (8329SS)	TT	0*
Lazy Boy Swivel Recliner ILO Theater Seating (8328BS, 8332BS)	TT	0*
Theatre Seating Available ILO Standard Recliner or HAB sofa (Per floorplan, NA 8329SS, 8335BSS)	TT	S*/0*
Day/Night Shades	TT	S
Deluxe Interior Window Treatment	TT	S
Day/Night Roller Shades	TT	0
Family Style Dinette (Per floorplan)	TT	S*
Spacious King-U-Style Dinette (Opt. 8311WS 8326BHS)	TT	0*
Free Standing Table and Chairs (Per floorplan)	TT	S*/0*
Stainless Steel Appliances	TT	0
Decorative Wood Refrigerator Panels (NA 8332BS)	TT	0*
Large Auto Gas/Electric Refrigerator	TT	S
12 Cubic Foot Auto Gas/Electric Refrigerator W/ Stainless Steel Panels (8332BS only)	TT	S*
22 Cubic Foot Residential Refrigerator w/ Inverter (Opt. 8335BSS, 8332BSS)	TT	0*
Three Burner High Output Gas Range with Glass Top Cover	TT	S
Water-Pur Filtration System	TT	S
Counter Top Extension (8311WS, 8326BHS Only)	TT	S*
Radius Glass Door Shower	TT	S
Bathroom Skylight	TT	S

**MODELS**

Interior Gas / Electric Water Heater Switch	TT	S
Water Heater By-Pass Kit	TT	S
Residential Style Porcelain Bowl Foot Flush Toilet	TT	S
Maxxair® Ventilation Fan and Vent Cover	TT	S
Extra Maxxair® Ventilation and Vent Cover	TT	0
King Bed Slide (Std. 8335BSS, Opt. on most bed slides, NA on the 8324BS)	TT	S*0*
Washer/Dryer Prep (Opt. 8335BSS)	TT	0*
<b>EXTERIOR FEATURES</b>		
Fully Aluminum Frame (Floor, Sidewall, & Roof)	TT	S
Insulation Factors R-7 Side Wall, R-12 Floor and R-14 Roof	TT	S
Radius Roof With Vaulted 83" Interior Ceilings	TT	S
One Piece Seamless Roofing Membrane	TT	S
TV Antenna w/ Cable & Satellite Hook-Up	TT	S
Bike Rack Ladder Attachment	TT	0
Tongue Mount Bike Rack	TT	0
Laminated Champagne Color Fiberglass Sidewalls	TT	S
White Laminated Fiberglass Sidewalls	TT	0
Electric Slide-Out(s)	TT	S
Decorative Frame Skirting	TT	S
Distinctive Black Exterior Trim	TT	S
Power Awning With Adjustable Rain Dump and LED Lighting	TT	S

**MODELS**

Shielded Awning Covers	TT	0
Awning Slide Topper	TT	0
30" Primary Entrance Door (Most Models)	TT	S
Friction Hinge Entrance Door	TT	S
Sliding Glass Patio Door (8335BSS Only)	TT	0*
Lighted Entry Step	TT	S
Large Grab Handles	TT	S
Tinted Bonded Frameless Windows	TT	S
Thermo Pane Window Upgrade	TT	0
Vista Slide Windows w/ Free Standing Table and Chairs	TT	S*/0*
Outside Shower	TT	S
Outside Antifreeze Inlet for Convenient Winterizing	TT	S
Slam Latches on Most Exterior Storage Doors	TT	S
Magnetic Storage Door Latches	TT	S
Two 30 lb Gas Bottles	TT	S
Molded Bottle Cover	TT	S
Surface Coated Steel I-Beam Frame	TT	S
Power Stabilizer Jack	TT	S
One Touch 4.0 Leveling System	TT	0
Easy Lube Axles & Never adjust Brakes	TT	S
15" Tires	TT	S
MORryde Strut Assist Fold-Out Steps	TT	S

TT = SIGNATURE ULTRA LITE TRAVEL TRAILER, S = STANDARD, 0 = OPTIONAL, -- NOT AVAILABLE, \* = SELECTED MODELS

# Popular Features

**FEATURES THAT MAKE YOUR TRIPS FEEL LIKE HOME.** Rockwood takes careful consideration to each feature added into each product produced. Every detail is considered ranging from extra sleeping room, storage, comfort and convenience. Take time to review the features listed below and match them with the competition's products. We're confident you'll discover Rockwood is the superior choice.



- A Power Awning with tilt adjustment and LED indirect lighting (Opt.)
- B TV, entertainment center and sound bar where applicable. (Selected Models)
- C Radius Glass Door Shower (N/A Models with Tub Bases)
- D Solid Surface Kitchen counter tops with flush mount sink and covers. (Excludes 1905, 1905BH & 1909S)
- E Deluxe Tri-Fold Sleeper Sofa (Per floorplan)
- F Deluxe Tri-fold Sleeper Sofa with Comfortable, Easy Set-up Queen Bed.



**A** WIFI Ranger Sky 4 WIFI Booster with LTE available connectivity

**B** Rear camera prep. (Std. all models) The Furriion observation camera system with digital wireless technology is sold separately.

**C** Shower Miser Water System Saver

**D** Heated holding tanks with 12 Volt heat pads secured to the bottom. No need to use the furnace to heat tanks when traveling. (Std.)

**E** Solar panel prep (Std. all models) The Zamp 40 amp. portable solar panel shown is sold separately.

**F** Tri-fold Sofa

**G** Standard push back recliner. Fabric matched to decor. (Per floorplan)

**H** La-Z-Boy swivel recliner. Fabric matched to decor. (Opt. Available ILO all units with standard push back recliner)

**I** 67" Heated theatre seating per plan where available. Fabric matched to decor. (Per floorplan)

## CHOCOLATE

SOFA, CHAIRS, DINETTE CUSHIONS (LEATHER APPEARANCE) (LEVI CHOCOLATE)

ACCENTS (TYPHOON PEBBLE)



CURTAINS (DELORES GRAPHITE)



SLATEWOOD  
STANDARD



AMERICAN MAPLE  
OPTIONAL



STANDARD  
FLOOR COVERING



OPTIONAL  
FLOOR COVERING



CARPET

## PEBBLE

SOFA, CHAIRS, DINETTE CUSHIONS (LEATHER APPEARANCE) (OMBRE PEBBLE)

ACCENTS (OZZI MICA)



CURTAINS (TYPHOON PEBBLE)

ACCENTS (OMBRE SEAL)

# Quality Construction

**THE DETAILS ARE WHAT MAKE ALL THE DIFFERENCE.** Rockwood takes pride in constructing the very best products possible in each price point. From our entry level units to our top of the line products, no short cuts are taken to achieve excellence. From the all-steel I-beams to the residential interior amenities to the vacuum-bonded exteriors, Rockwood products are quality built from the ground-up.



- A** Glued and screwed wood cabinetry
- B** Aluminum dinette frames for added strength and weight savings
- C** 5/8" tongue and groove plywood glued and screwed to aluminum framing. (NA 19' Mini Lites)
- D** Extra large dinette storage drawers and full extension metal drawer guides in the kitchen
- E** Dexter Torflex Axles:
  - Independent wheel suspension and self-damping action
  - Rubber cushioning eliminates metal-to-metal contact.
  - Forged torsion arm for maximum strength
- Models are also equipped with E-Z Lube® System and Nev-R-Adjust® Brakes.
- F** Standard under belly to protect trailer components as well as increasing aerodynamics
- G** Aluminum Frame Construction with high gloss fiberglass exterior and deluxe graphics

## ROOF CONSTRUCTION



Vacuum-bonded radius roof with vaulted ceiling providing superior insulation and more interior height.



4" thick roof with built in insulated A/C ducts



Built strong to enable you to conveniently perform periodic roof maintenance.

## WALL STRENGTH



Structurally engineered materials makes our vacuum-bonded walls some of the strongest in the industry.

## VACUUM-BONDED LAMINATED CONSTRUCTION




Rockwood is one of only a few manufacturers with six sided aluminum framing. Vacuum bonded walls and roof to ensure a well-insulated, light weight, strong structural trailer.

Look for our other popular lines of Rockwood camping trailers.



Rockwood Geo Pro



Rockwood Tent Campers



Rockwood Fifth Wheels

**FREE MEMBERSHIP**  
to Forest River Owners' Group

www.forestriverfrog.com



**PRE-DELIVERY INSPECTION FACILITY**

20,000 square feet of quality assurance. The bare essentials for a premium product. This state-of-the-art facility gives immediate daily feedback to production for quality assurance in every unit built.

**24/7 EMERGENCY ROADSIDE ASSISTANCE**

For a worry-free ownership experience

Forest River includes one

year of Coach-Net RV Technical & Roadside Assistance with each RV purchase. Whether

new to the RV lifestyle or an experienced RV enthusiast,

Forest River owners have 24/7 access to technical,

operational and emergency road service

coverage throughout the US & Canada.

Coach-Net's fast, dependable

service is just a phone

call away.

**Coach-Net®**

RV Technical & Roadside Assistance

**Specification Definitions**

**GVWR (Gross Vehicle Weight Rating)** - is the maximum permissible weight of the unit when fully loaded. It includes all weights, inclusive of all fluids, cargo, optional equipment and accessories. For safety and product performance do NOT exceed the GVWR.

**GAWR (Gross Axle Weight Rating)** - is the maximum permissible weight, including cargo, fluids, optional equipment and accessories that can be safely supported by a combination of all axles.

**UVW (Unloaded Vehicle Weight)\*** - is the typical weight of the unit as manufactured at the factory. It includes all weight at the unit's axle(s) and tongue or pin and LP Gas. The UVW does not include cargo, fresh potable water, additional optional equipment or dealer installed accessories.

\*Estimated average based on standard build optional equipment.

**CCC (Cargo Carrying Capacity)\*\*** - is the amount of weight available for fresh potable water, cargo, additional optional equipment and accessories. CCC is equal to GVWR minus UVW. Available CCC should accommodate fresh potable water (8.3 lbs per gallon). Before filling the fresh water tank, empty the black and gray tanks to provide for more cargo capacity.

\*\* Estimated average based on standard build optional equipment

Each Forest River RV is weighed at the manufacturing facility prior to shipping. A label identifying the unloaded vehicle weight of the actual unit and the cargo carrying capacity is applied to every Forest River RV prior to leaving our facilities.

The load capacity of your unit is designated by weight, not by volume, so you cannot necessarily use all available space when loading your unit.

**Rockwood Warranty. Our Promise.**

**FOR DETAILS ON ROCKWOOD'S COMPLETE WARRANTY PROGRAM, SEE YOUR ROCKWOOD DEALER.** When it comes to backing products with the same quality and commitment it does when it begins the manufacturing process, the only name you have to remember when you're looking for a recreational vehicle is Rockwood. Rockwood offers the following additional limited warranties to the original purchasers. Consult written warranty for details.

1. Twelve-year vinyl roof warranty,
2. Two-year fiberglass warranty,
3. Ten-year Torflex® axle warranty,
4. One-year bumper to bumper warranty



**Learn More**  
Scan this barcode using a QR Reader on your smart phone to learn more about Forest River.



A Berkshire Hathaway company.

201 WEST ELM MILLERSBURG, IN 46543 [WWW.FORESTRIVERINC.COM/ROCKWOOD](http://WWW.FORESTRIVERINC.COM/ROCKWOOD) 574.642.2640

**CUSTOMER SATISFACTION**



[www.ForestRiverBuyLocal.com](http://www.ForestRiverBuyLocal.com)

All information contained in this brochure is believed to be accurate at the time of publication. However, during the model year, it may be necessary to make revisions and Forest River, Inc., reserves the right to make all such changes without notice, including prices, colors, materials, equipment and specifications as well as the addition of new models and the discontinuance of models shown in this brochure. Therefore, please consult with your Forest River dealer and confirm the existence of any materials, design or specifications that are material to your purchase decision. Litho. U.S.A. FOR 15BZ P&W: 2018.10.16

YOUR ROCKWOOD DEALER