

Avalanche

FULL-PROFILE FIFTH WHEELS

GO BOLDLY



FALL PREVIEW



Keystone RV
Company

The ultimate ownership experience.

The goal of Keystone RV Company is to surprise and delight our owners at each and every touchpoint. We're happy when our campers are happy, and we are committed to providing the very best ownership experience in the industry.



**Keystone RV
Company**

1 EASIER SHOPPING.

At Keystone, we make choosing an RV as easy as finding the Big Dipper on a dark summer night. With comprehensive online product information, Key Connect™ product advisors, and an unparalleled dealer network, we will help you select the perfect RV for your family's adventure.

2 INNOVATIVE THINKING.

The road's a nicer place when you have the industry's smartest features behind you. Keystone leads the pack in patented innovations that make our RVs safer, more comfortable, and easier to operate.

3 LONG HAUL QUALITY.

To keep you on the road, there are certain things we just won't build a Keystone RV without. Game-changing features like our Unified Wiring Standard, Tru-Fit™ five-point slide construction, and no-fail Tuf-Lok™ A/C duct joiners combined with exhaustive testing and inspections are some of the reasons why Keystone is able to offer our owners the industry's best 3-year limited structural warranty.


4 WORRY-FREE CUSTOMER SERVICE.

Wherever the road takes you, you're never too far from an authorized Keystone service center. We also offer live service assistance, ultra-fast parts shipping, online maintenance tips and tricks, and a single-point warranty claims policy. *That's* peace of mind.

5 KEYSTONE NATION.

When you choose Keystone, you become one of the largest camping families in the country. We're Keystone Nation. A friendly community where people share photos, travel tips and amazing stories – all in the spirit of camaraderie and adventure. Come join us.

Experience the Avalanche lifestyle by visiting [#avalanche](#)



AVALANCHE



— FULL-PROFILE FIFTH WHEELS —

Live large.

Avalanche leads the industry in full-size construction, comfort, entertainment and value for extended-stay camping. Its unique wide-body design with high ceilings and frameless panoramic windows offers the kind of spacious living areas, bedrooms and bathrooms that make campers wonder why they would ever settle for anything less.

For more information, please visit keystonerv.com/avalanche



more product detail at
www.keystonerv.com/Avalanche

Avalanche | FULL-PROFILE FIFTH WHEELS

- Stunning solid-wood cabinet doors, drawer fronts, styles and slide fascia
- Furrion® recessed range with glass cover and stainless steel storage drawer
- 30" microwave
- 18 cu. ft. refrigerator, standard
- KeyTV™ Keystone's revolutionary single-source, easy-to-use controller for over-the-air, cable and satellite television
- Cordless MCD night roller shades provide superior insulation, clear views and privacy during the day, and nighttime blackout coverage
- Stackable washer and dryer prep, standard
- Summit slide rooms with 6' 10" interior height
- Two panoramic 5' x 4' slide box windows
- Spacious 100" wide-body construction
- 70" x 80" king-size beds
- High-pressure air conditioner (15,000 BTU and 13,500 BTU standard)
- -4° rating with R-28 equivalent roof, R-37 equivalent floor and R-10 wall insulation
- 145 cu. ft. heated basement storage
- 12-gallon water heater with more than 16-gallon recovery per hour
- 2" receiver hitch with 300 lb. capacity
- High-gloss gel coat exterior
- Six-point hydraulic auto-leveling system
- EXCLUSIVE Road Armor™ suspension equalizes axle load to dampen shock and vibration
- G-rated tires and 7,000 lb. capacity axles
- Quad Solid Step™ by Lippert Components




EXCLUSIVE Road Armor™ suspension
Equalizes axle load to dampen shock and vibration



Cold weather rated and tested
Camp to -4°F without water lines or tanks freezing

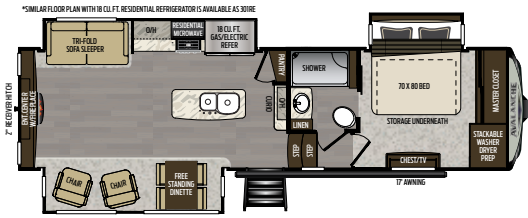


EXCLUSIVE KeyTV™
Game-changing single-point control of over-the-air, cable and satellite feeds

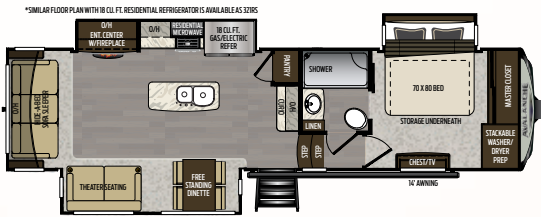


EXCLUSIVE color-coded Unified Wiring Standard
Easy-to-trace circuits simplifies and expedites electrical and entertainment system troubleshooting

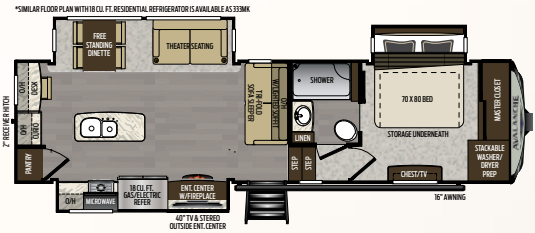
Avalanche | FULL-PROFILE FIFTH WHEEL FLOORPLANS



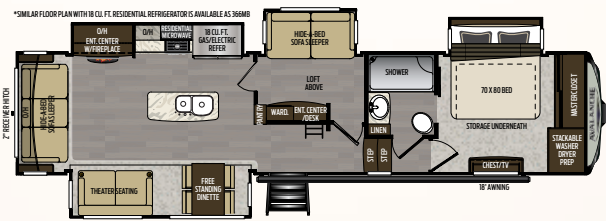
300RE/301RE | Rear entertainment, triple slide, king bed
Weight: 11378 LBS. | Length: 34'



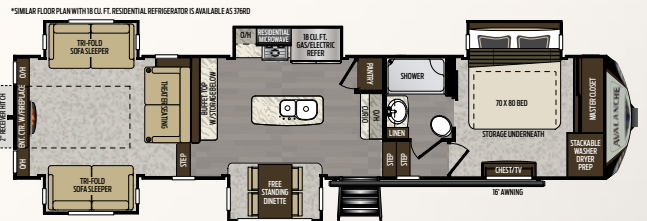
320RS/321RS | Rear living room, triple-slide, king bed
Weight: 11571 LBS. | Length: 35' 8"



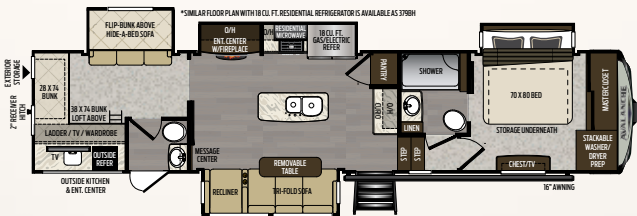
332MK/333MK | Mid-kitchen, triple-slide w/desk
Weight: 11135 LBS. | Length: 35' 3"



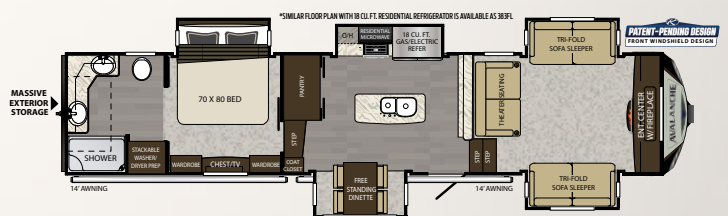
365MB/366MB | Center bonus room w/loft
Weight: 12999 LBS. | Length: 39' 4"



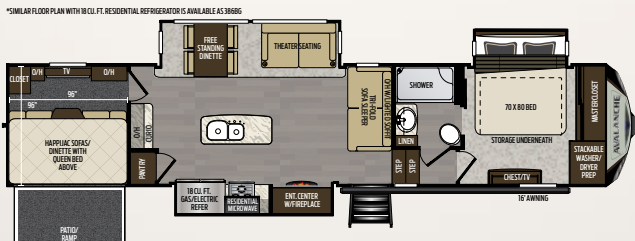
375RD/376RD | Rear den, five slides, massive storage tray
Weight: 13416 LBS. | Length: 40' 7"



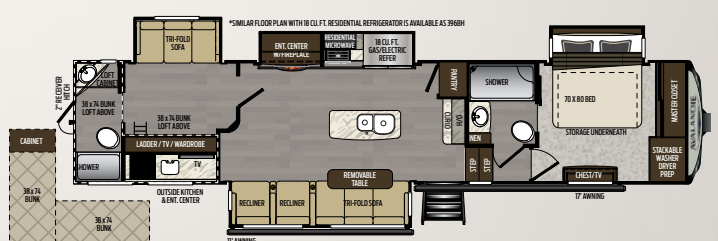
378BH/379BH | 1-1/2 bath, bunkhouse outside kitchen
Weight: TBD | Length: TBD



382FL/383FL | Rear master retreat, massive storage tray
Weight: 13450 LBS. | Length: 41' 5"



385BG/386BG | Garage bunkhouse, patio, triple slide
Weight: 13417 LBS. | Length: 41' 6"



395BH/396BH | 2 full bathroom bunkhouse, loft, outside kitchen
Weight: 13940 LBS. | Length: 41' 6"

FULL-PROFILE FIFTH WHEELS

MODEL	WEIGHT	CARRYING CAPACITY	HITCH WEIGHT	FRESH WATER	WASTE WATER	GRAY WATER	LPG	LENGTH*	HEIGHT	HEIGHT	AWNING
300RE	11378	3622	2365	66	49	83	60	34'	8' 4"	13' 2"	17'
301RE	11540	3460	2395	66	49	83	60	34'	8' 4"	13' 2"	17'
320RS	11571	3429	2275	66	49	83	60	35' 8"	8' 4"	13' 2"	16'
321RS	11461	3539	2320	66	49	83	60	35' 8"	8' 4"	13' 2"	16'
332MK	11135	3865	2380	66	49	83	60	34' 3"	8' 4"	13' 2"	16'
333MK	11135	TBD	TBD	66	49	83	60	34' 3"	8' 4"	13' 2"	16'
365MB	12999	2501	2730	66	49	83	60	39' 4"	8' 4"	13' 2"	20'
366MB	12825	2675	2690	66	49	83	60	39' 4"	8' 4"	13' 2"	20'
375RD	13416	2584	2475	66	49	83	60	40' 7"	8' 4"	13' 2"	16'
376RD	13285	2715	2430	66	49	83	60	40' 7"	8' 4"	13' 2"	16'
378BH	TBD	TBD	TBD	TBD	TBD	TBD	TBD	TBD	TBD	TBD	TBD
379BH	TBD	TBD	TBD	TBD	TBD	TBD	TBD	TBD	TBD	TBD	TBD
382FL	13450	3050	2800	66	44	78	60	41' 5"	8' 4"	13' 4"	14'/14'
383FL	TBD	TBD	TBD	66	44	78	60	41' 5"	8' 4"	13' 4"	14'/14'
385BG	13417	3083	2765	66	49	83	60	41' 6"	8' 4"	13' 2"	16'
386BG	13285	3215	2700	66	49	83	60	41' 6"	8' 4"	13' 2"	16'
395BH	13940	2560	2760	66	93	127	60	41' 6"	8' 4"	13' 2"	16'/11'
396BH	13916	2584	2715	66	93	127	60	41' 6"	8' 4"	13' 2"	16'/11'

DISCLAIMER: Product information is as accurate as possible as of the date of publication of this brochure. All features, floor plans, and specifications in this brochure are subject to change without notice. Please also consult Keystone's web site at www.keystonerv.com for more current product information and specifications. **Tow Vehicle Disclaimer.** CAUTION: Owners of Keystone recreational vehicles are solely responsible for the selection and proper use of tow vehicles. All customers should consult with a motor vehicle manufacturer or their dealer concerning the purchase and use of suitable tow vehicles for Keystone products. Keystone disclaims any liability or damages suffered as a result of the selection, operation, use or misuse of a tow vehicle. **KEYSTONE'S LIMITED WARRANTY DOES NOT COVER DAMAGE TO THE RECREATIONAL VEHICLE OR THE TOW VEHICLE AS A RESULT OF THE SELECTION, OPERATION, USE OR MISUSE OF THE TOW VEHICLE.** *Length is defined as the distance from the centerline of hitch pin/coupler to rear bumper of trailer.



more product detail at
www.keystonerv.com/Avalanche

STANDARDS AND OPTIONS

EXTERIOR

Rear 2" accessory hitch
 Road Armor™ shock absorbing hitch pin
 Rear observation camera prep
 Solar prep
 G-rated tires
 2" receiver hitch w/300 lb. capacity
 "No Sweat" vented attic system
 10" beams with Z-frame technology (some models 12")
 50 AMP service with detachable power cord
 Hydraulic selector valves for slide-outs
 Max Turn Technology™ high-gloss fiberglass front cap w/ HitchVision backup mirror
 Power front landing jacks
 Tinted 80% safety glass windows
 Rear ladder
 Super-size 6' 4" tall, 30" wide entry doors
 Dual pane windows (optional)
 Generator prep (optional)
 6 Point one-touch hydraulic auto leveling system (mandatory)

ALL-IN-ONE "WATER WORKS" EXTERIOR UTILITY CENTER

KeyTV™ multisource TV control system
 Easy siphon winterization system
 Water heater bypass
 Enclosed low point drain valves
 Ducted heat for cold weather protection
 Dump valves (most models)
 110V outlet
 Black tank spray hookup
 Hot and cold high pressure water hose with quick disconnect

ROAD ARMOR™ SUSPENSION

Improved impact absorption
 Improved axle equalization
 Greasable wet bolts (8)
 Long lasting 1/2" steel shackle plates
 Long lasting bronze bushings

INTERIOR

Heavy duty ball bearing drawer guides
 Extra deep, fully extendable drawers
 Solid surface countertops
 Solid surface sink cover
 Stainless steel, extra deep sink with dual bowls
 High-rise, single-lever kitchen faucet
 Maximized kitchen storage w/ more drawers and pantry space
 Ceiling fan
 LP leak detector

INTERIOR (CONTINUED)

40" designer fireplace with decorative surround
 Power theater seats featuring heat and massage
 "One Place Command Center" centrally located operational switches & gauges
 Translucent glass shower door and massaging shower head
 Shower skylight
 Porcelain toilet
 Cross ventilation bedroom windows (where available)
 32" bedroom TV (optional)
 32" bunk room TV (optional on 365MB, 378BH, 395BH)
 18 cu. ft. residential refrigerator (mandatory on 301RE, 321RS, 333MK, 366MB, 376RD, 379BH, 383FL, 386BG, 396BH)

PACKAGES

UPGRADED APPLIANCE

30" microwave
 12-gallon DSI 2-way water heater
 35,000 BTU furnace
 18 cu. ft. gas/electric refrigerator
 High output range w/22" oven

BEST CAMP COLLECTION

Solid wood cabinet doors, drawers, and hardwood fascia
 Solid surface kitchen countertops and flush mounted sink covers
 Huge 50" LED TV
 12V AM/FM/CD/DVD home theater system w/surround sound effect speakers
 KeyTV™ multisource TV/satellite control system
 Stackable washer and dryer prep (all models)
 Therma-Shield R37 triple insulated, ducted and heated holding tanks

Drop frame technology
 Class A bus-style latch slam baggage doors
 G-rated tires
 Heavy duty, Dexter® E-Z Lube® 7000 lb. axles
 Power front and rear jacks
 One-touch electric awning w/ adjustable arms

Aluminum wheels

COMFORT

Wide-body width with upgrade construction
 Summit slides with super-sized windows
 Frameless windows
 Hidden hinge cabinets
 MCD roller night shades
 48" x 30" walk-in shower
 Fantastic fan (kitchen)
 Quad Solid Step by Lippert Components, main entry

BUILT FOR THE LONG HAUL



PRINT 8.2018

