

SALEM CRUISE LITE



*SALEM*  
**CRUISE**  
**LITE**

BY FOREST RIVER



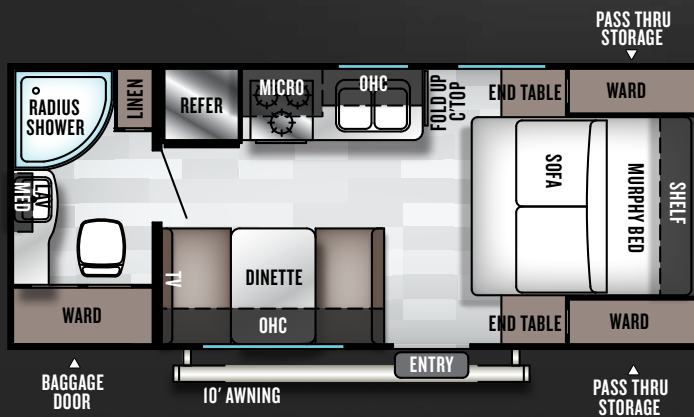


### EZ BED LIFT SYSTEM

1. Setup in under 15 seconds
2. Same amenities in a trailer that is 6' longer
3. Counterbalanced for easy lifting
4. Pass-Through Storage - More storage than outdated "Tri-fold or Murphy-Bed" systems
5. Made Bed. Yes, the bed is stored while made! No more tearing off pillows and bedspreads

# 171RBXL

INTERIOR: OYSTER



## Comfort and Convenience.

This trailer is truly where practicality and convenience collide. A low-profile unit, that is short and easy to tow, but also has the amenities of a much larger trailer.



171RBXL



CRUISE LITE



OTHER BRANDS

**Stairs matter.**

Entering your coach should be safe and easy. Our solid step system is unparalleled for safety and convenience.

**Privacy matters.**

Our residential pull down, Black-Out shades will give you more privacy than the competitors.



OTHER BRANDS



CRUISE LITE

**Exterior lights matter.**

LED strip lighting will last longer than the traditional amber incandescent lights. It also adds a beautiful glow to your patio at night.



OTHER BRANDS



CRUISE LITE

**Anti-Sway Matters.**

JT-Strong Arms - Typically reserved for high-end fifth wheels, will make your trailer feel like it is sitting on a house foundation...Rock Solid Setup - Every time.



OTHER BRANDS



CRUISE LITE



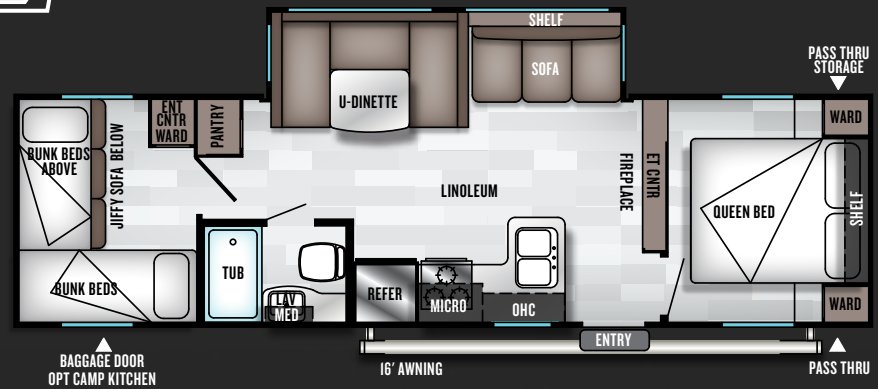
# 273QBXL

SHOWN WITH CUSTOMER-SUPPLIED TV | INTERIOR: MARBLE

OUR LARGEST REFRIGERATOR YET!

## Easy Towing For the Whole Family!

It's hard finding a trailer that is both easy to tow, yet comfortable for even the largest families. Combine that with the limited-time "Best-in-Value" Features, and you will be taking your family on the road in no time!



### Refrigerators matter.

Our massive 10.7 cu. ft. 12 volt fridge is almost double the size of a traditional RV refer, has glass shelves instead of wire racks, and is perfect for both dry camping, and plug-in.



CRUISE LITE

OTHER BRANDS



### Windows matter.

Panoramic windows create an atmosphere of comfort. Most trailers are dark and uncomfortable, but Salem invested in much larger windows, so you can feel right at home - or better!



CRUISE LITE



OTHER BRANDS



CRUISE LITE



OTHER BRANDS

### Storage matters.

Our under-bed Stow and Go storage system maximizes your storage space, and makes preparation for camping, a breeze!



CRUISE LITE

### Unending Power Matters

Our solar prep allows you to quickly attach solar panels to your trailer, allowing virtually un-ending power to your fridge, your lights, and most of your trailer!



OTHER BRANDS



Low Profile, Stainless Steel, Residential Style Vent Hood

10.7 cu. ft. 12 volt refrigerator (Almost double the size of a typical fridge!)

Mushroom Style LED Interior Lights

Adjustable vents in ducted A/C. (Ducted A/C Optional)

Stainless Steel Appliance Package

"High Definition" Countertops

Recessed "Furrion®" Stove with Glass Cover

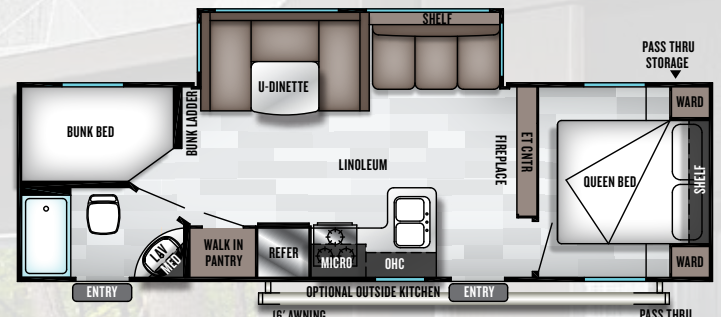


Teddy Bear® plush bunk mattresses.

Shaw® Linoleum Scratch, Tear, and Cold Crack Resistant Flooring.

Modern Cloth Roller Shades in Living Areas

Massive Panoramic Windows (varies by floorplan)



263BHXL BUNK UNIT PICTURED

# INTERIOR FEATURES

SOME FEATURES SHOWN HAVE LIMITED AVAILABILITY.

Double-Stitched Pillow Back Jiffy Sofa

263BHXL PICTURED | INTERIOR: MARBLE

# CRUISE LITE POPULAR FEATURES

MORE REASONS WHY  
PEOPLE CHOOSE CRUISE LITE

1. Extra Large Cabinet with Base Shelf For Maximized Storage
2. Recessed Stove Top with Glass Stove Cover For Additional Cooking/Prep Space
3. 5/8" Tongue and Groove Plywood Floor Decking, Much Stronger, More Durable and Longer Lasting than the Competitor's OSB.
4. New upgraded exteriors with:
  - A. Tuff-Coat finish which resists scratching and dents.
  - B. Friction Hinges on doors - no more broken holders.
  - C. Lighted Speakers for that relaxing glow.
  - D. LED light under awning.
  - E. Baggage Door Magnets (no more broken clips)
  - F. Black wheels with metal hubs!
5. Blue-tooth Stereo With Remote: Also Includes HDMI Pass-Through, And Contemporary New "Slim Design")
6. White LED Awning Light (Limited Time Option\*)
7. Solid Double Step for Easy Entry, Adjustable Legs for Uneven Terrain, and Safety Locking Mechanism. (Limited Time Option\*)
8. Over Slide White LED Accent Lighting (Limited Time Option\*)
9. LED Interior Mushroom-Style Lights (Limited Time Option\*)

\* See your dealer for more details about our Limited Time Options





PLYWOOD

OSB

3



6



9

CRUISE LITE

## STANDARDS & OPTIONS

### STANDARD FEATURES

- NEW 10.7 cu ft extra large 12 volt refrigerator
- NEW Stow and go storage under Master Bed, with shoe nook (per floorplan)
- New 2 blue-glow lighted exterior speakers
- NEW - Stainless Steel Furrion Microwave
- Stainless steel single pole faucet
- Large entertainment center, allows up to 55" TV (Some models)
- Aerodynamic front profile
- Mortise and tenon shaker style cabinet door
- 3 Burner cook top
- 13.5K A/C (Non-ducted)
- Diamond plate rock guard
- Digital TV antenna w/ booster
- Cable / satellite ready
- Bluetooth FM stereo w/ remote (Limited time option\*)
- "Teddy bear" bunk mattress
- 2 - 80 lb. gas struts under main bed
- Shoe nook at the end of the main bed (Per floorplan)
- Large tables at U-dinette
- 2 - 20 lb. LP bottles w/ hard cover
- Extra large kitchen overhead cabinets with base shelf
- Water heater by-pass
- Ball bearing drawer guides
- 6 Gal. Gas DSI water heater
- Radius shower enclosure (Per floorplan)
- Pass thru storage
- High definition countertops
- 78" Interior height
- Brushed nickel cabinet hardware
- Shaw® linoleum flooring
- Manual awning
- Bedspread for main bed

### POPULAR OPTIONS

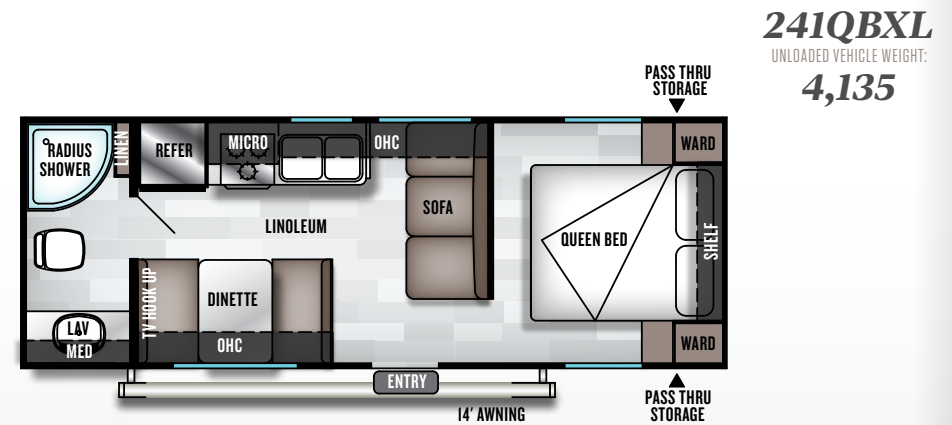
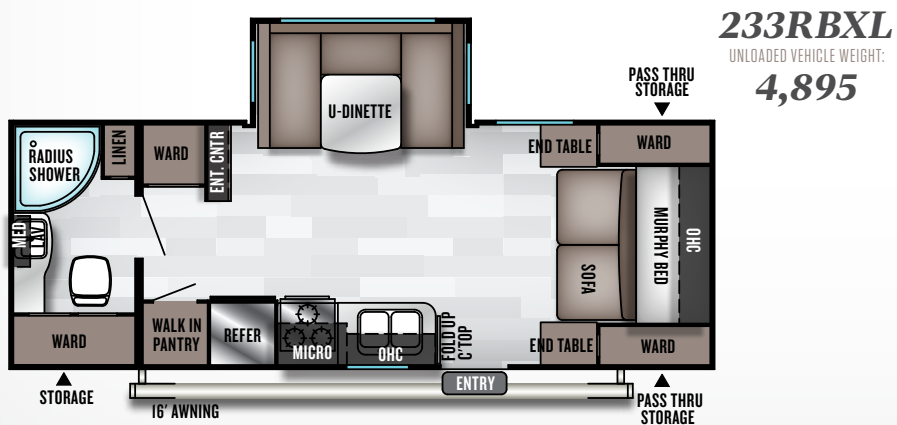
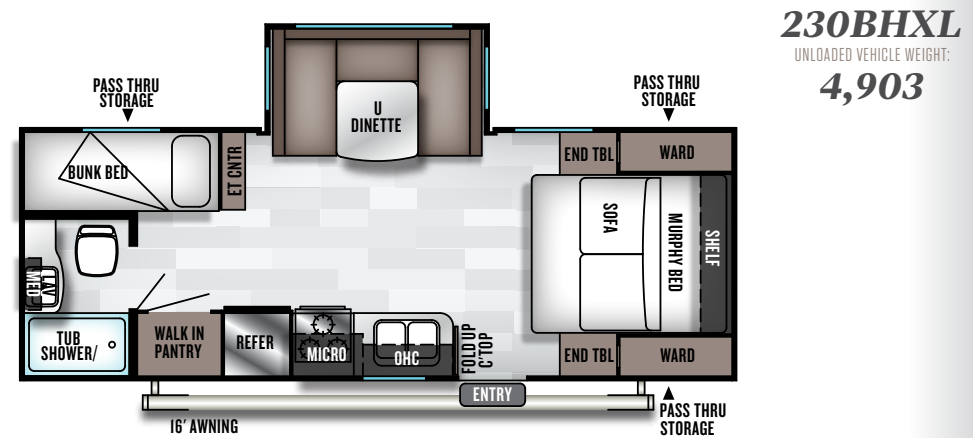
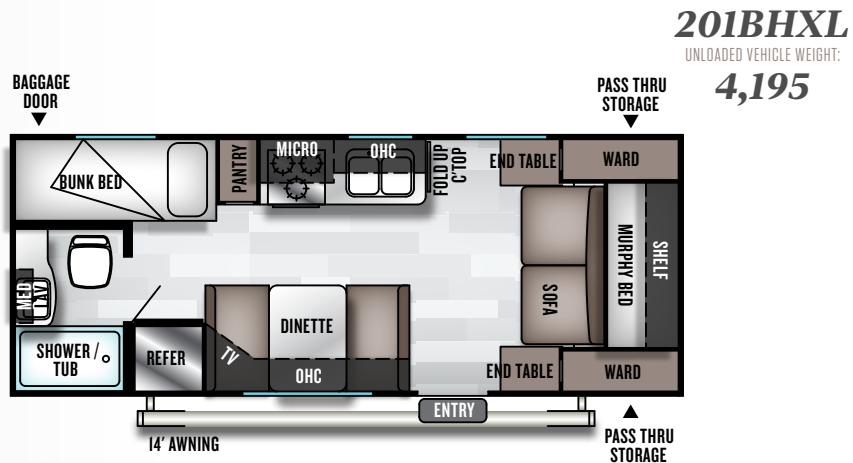
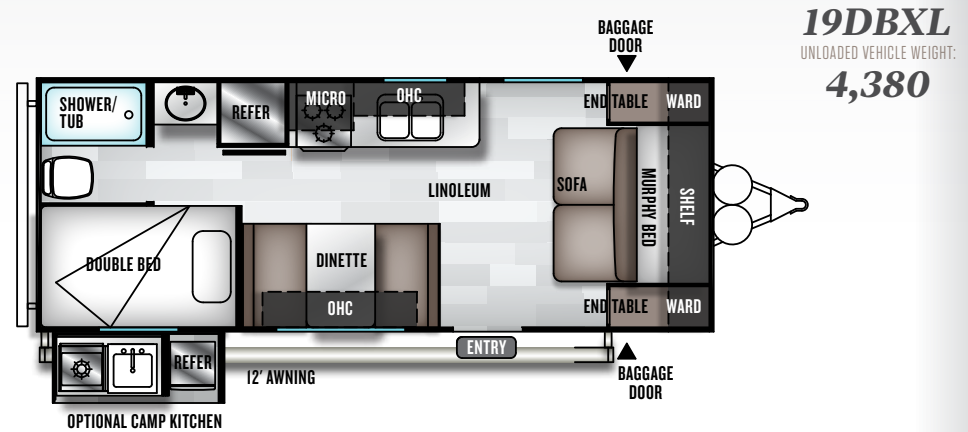
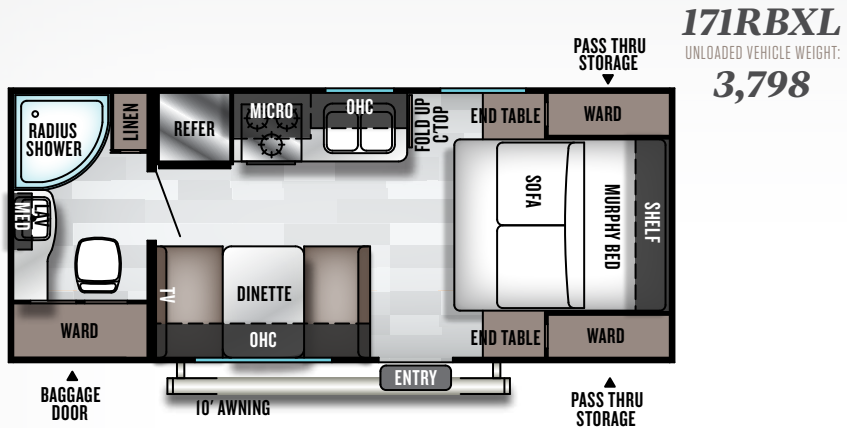
- Skylight over tub
- Range w/ oven IPO cook top
- Spare tire & carrier
- Ducted A/C
- Outside camp kitchen (Certain models)

### LIMITED TIME OPTIONS

(Contact your local dealer for more information)

- SolidStep Double Step (Main Door Only)
- Exterior LED Light Strip Under Awning
- New Recessed Stove Top w/Glass Stove Cover
- Modern Cloth Roller Shades w/AutoStop (Living, Bed)
- Green Pkg: Furrion Solar Prep & LED Mushroom Lights
- Power Awning w/Adjustable Legs
- New True Stabilizer Jacks w/J.T. Strong Arms
- Power Tongue Jack w/LED Light
- Stainless Steel Roll Up Sink Cover
- Bluetooth Stereo with Remote
- Ext. Convenience Pkg: Friction Hinge & Baggage Door Magnets
- Furrion Backup Camera Prep
- Furrion Appliance Package - Stainless Steel/Black
- 10.7 12-Volt Everchill Stainless Steel Refrigerator

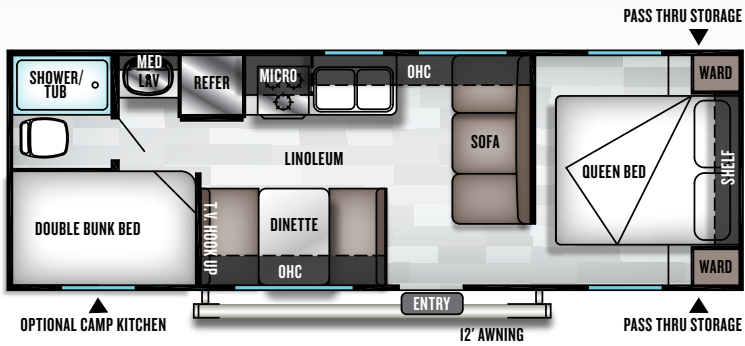
\* See your dealer for more details about our options and our Best in Class value package



## 261BHXL

UNLOADED VEHICLE WEIGHT:

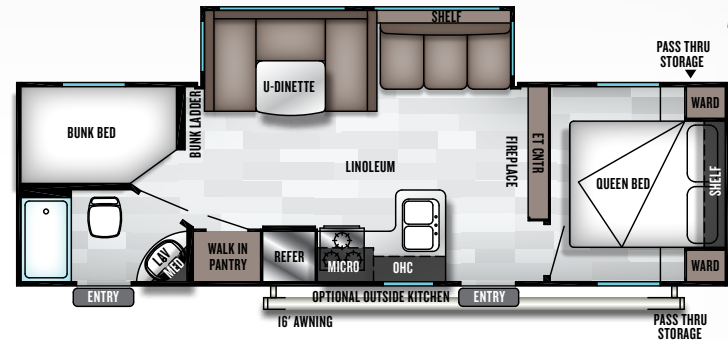
4,314



## 263BHXL

UNLOADED VEHICLE WEIGHT:

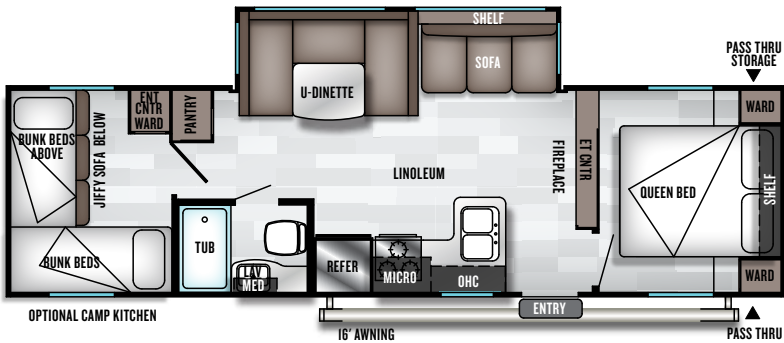
5,816



## 273QBXL

UNLOADED VEHICLE WEIGHT:

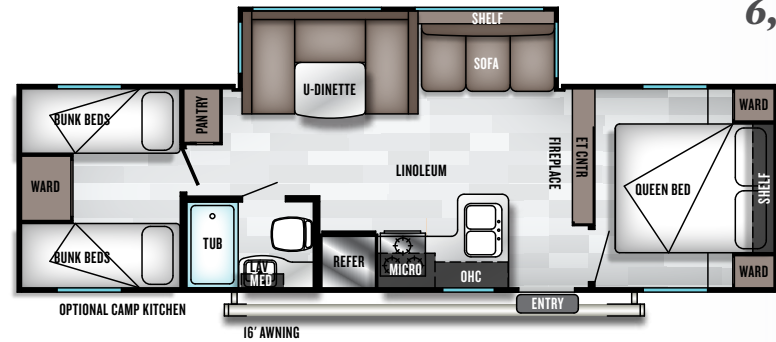
5,937



## 282QBXL

UNLOADED VEHICLE WEIGHT:

6,155



	171RBXL	190BXL	201BHXL	230BHXL	233RBXL	241QBXL	261BHXL	263BHXL	273QBXL	282QBXL
HITCH WEIGHT (LBS.)	521	520	528	694	716	499	434	682	680	636
AXLE WEIGHT (LBS.)	3277	3860	3667	4209	4179	3636	3880	5134	5257	5519
UNLOADED VEHICLE WEIGHT (LBS.)	3798	4380	4195	4903	4895	4135	4314	5816	5937	6155
CARGO CARRYING CAPACITY (LBS.)	3685	3102	3295	2753	2783	3326	3082	1828	1705	1443
EXTERIOR LENGTH	22' 5"	24' 8"	23' 7"	25' 10"	26' 3"	26' 11"	28' 7"	31' 5"	33' 8"	33' 4"
EXTERIOR HEIGHT	10' 1"	10'	10' 1"	10' 1"	10' 6"	9' 11"	10' 1"	10' 4"	10' 3"	10' 3"
FRESH WATER (GAL.)	38	38	38	38	38	38	38	38	38	38
BLACK WATER (GAL.)	30	30	30	30	30	30	30	30	30	30
GREY WATER (GAL.)	30	30	30	30	30	40	30	30	30	30
TIRE SIZE (IN.)	14	14	14	14	14	14	14	14	14	14

SALEM CRUISE LITE

## FLOORPLAN KEY

Pillows and blankets shown on beds and bunks are for demonstration purposes only and do not come with your new coach.

OHC :: OVERHEAD CABINET  
WARD :: WARDROBE

MICRO :: MICROWAVE  
LAV :: BATHROOM SINK

## SPECIFICATION DEFINITIONS

**GVWR (Gross Vehicle Weight Rating)** - is the maximum permissible weight of the unit when fully loaded. It includes all weights, inclusive of all fluids, cargo, optional equipment and accessories. For safety and product performance do NOT exceed the GVWR.

**GAWR (Gross Axle Weight Rating)** - is the maximum permissible weight, including cargo, fluids, optional equipment and accessories that can be safely supported by a combination of all axles.

**UVW (Unloaded Vehicle Weight)\*** - is the typical weight of the unit as manufactured at the factory. It includes all weight at the unit's axle(s) and tongue or pin and LP Gas. The UVW does not include cargo, fresh potable water, additional optional equipment or dealer installed accessories.

\*Estimated average based on standard build optional equipment.

**CCC (Cargo Carrying Capacity)\*\*** - is the amount of weight available for fresh potable water, cargo, additional optional equipment and accessories. CCC is equal to GVWR minus UVW. Available CCC should accommodate fresh potable water (8.3 lbs per gallon). Before filling the fresh water tank, empty the black and gray tanks to provide for more cargo capacity.

\*\* Estimated average based on standard build optional equipment

Each Forest River RV is weighed at the manufacturing facility prior to shipping. A label identifying the unloaded vehicle weight of the actual unit and the cargo carrying capacity is applied to every Forest River RV prior to leaving our facilities.

The load capacity of your unit is designated by weight, not by volume, so you cannot necessarily use all available space when loading your unit.

# THE SALEM LINE-UP



SALEM CRUISE LITE



SALEM



SALEM VILLA | VILLA ESTATE



SALEM HEMISPHERE

## CUSTOMER SATISFACTION



[www.ForestRiverBuyLocal.com](http://www.ForestRiverBuyLocal.com)

**FREE MEMBERSHIP**  
to Forest River Owners' Group

[www.forestriverfrog.com](http://www.forestriverfrog.com)



### Learn More

Scan this barcode using a QR Reader on your smart phone to learn more about Forest River.



A Berkshire Hathaway company.

Forest River, Inc. 55470 C.R. 1 Elkhart, IN 46515 | (574) 533-5934  
[www.forestriverinc.com/Salem](http://www.forestriverinc.com/Salem) | [www.forestriveraccessories.com](http://www.forestriveraccessories.com)



## PRE-DELIVERY INSPECTION FACILITY

20,000 square feet of quality assurance. The bare essentials for a premium product. This state-of-the-art facility gives immediate daily feedback to production for quality assurance in every unit built.

## 24/7 EMERGENCY ROADSIDE ASSISTANCE WITH VEHICLE PURCHASE\*

TOWING  
JUMP-STARTS  
TIRE CHANGES  
FLUID DELIVERY  
LOCKOUT  
SERVICE

WINCH-OUT  
MOBILE MECHANIC  
TECHNICAL  
SUPPORT  
DEALER LOCATOR  
SERVICES



\*VALID FOR 1 YEAR FROM DATE OF PURCHASE

## YOUR CRUISE LITE DEALER

2019

All information contained in this brochure is believed to be accurate at the time of publication. However, during the model year, it may be necessary to make revisions and Forest River, Inc., reserves the right to make all such changes without notice, including prices, colors, materials, equipment and specifications as well as the addition of new models and the discontinuance of models shown in this brochure. Therefore, please consult with your Forest River dealer and confirm the existence of any materials, design or specifications that are material to your purchase decision. Litho. U.S.A. FOR 1539 P/W: 2018.11.15