

TOY HAULERS

SANDSPORT



FIFTH WHEELS

Pacific
Coachworks



**MANY
STANDARD
FEATURES**






LARGE DOUBLE DOOR
REFRIGERATOR

GLASS SHOWER
ENCLOSURE

DIMMABLE LED LIGHTING

LOTS OF STORAGE SPACE

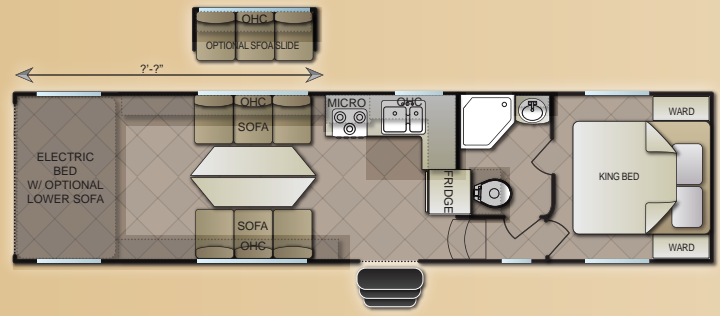


WIDE BODY, NEXT LEVEL 8

SANDSPORT 5TH WHEEL FLOOR PLANS



SANDSPORT WIDE BODY FW F29



SANDSPORT WIDE BODY FW F33

FEATURES AND OPTIONS

INTERIOR FEATURES

- 1-PC Fiberglass Tub Surround(TS Only)
- A/C 13.5 BTU Ducted(15.0 BTU NL & TS)
- Beaver Tail Flr w/Storage Bin (TS Only)
- Bunk Ladder
- Custom Carpet Kit - Cargo Area
- Deluxe Ceiling Fan w/LED Light(NL)
- Double Carpet Padding-Bdrm (TS Only)
- Ducted Furnace-30,000 BTU (40,000 NL/TS)
- Flush Floor Tie Down (WB)
- Glass Flush Mount Cooktop (TS Only)
- Glass Shower Enclosure
- High Rise Pull Out Galley Faucet
- King Bed (WB Only)
- Laminated Counter Tops w/Edge
- Large Double Door Refrigerator
- Large Pots & Pans Drawer/Galley (TS Only)
- LED Lighting
- LINC PAD Universal Tech (TS Only)
- Max Air Vent /LVRM (TS Only)
- Metal Ball Bearing Drawer Guides (TS Only)
- Microwave Oven (30" TS Only)
- Porcelain Toilet
- Range w/Flush Glass Top (NL Only)
- Rear Electric Bed (w/Dinette inTS)
- Rear "BIG AIR" Lounge
- Roller Shade Window Coverings
- Screwed Together Cabinet Frames
- Skylight in Bathroom
- Solid Surface Tops (TS Only)
- Stainless Appearance Appliances (TS Only)
- Stereo/Amp/DVD/BT/Subwoofer (Soundbar in TS)

- TV LCD - 40" (TS Only)
- Upgraded Appliances
- Upgraded Flooring - Next Level
- Upgraded Residential Style Furniture
- Wardrobe Slide Out (NL Only)
- Washer/Dryer Prep (TS Only)

EXTERIOR FEATURES

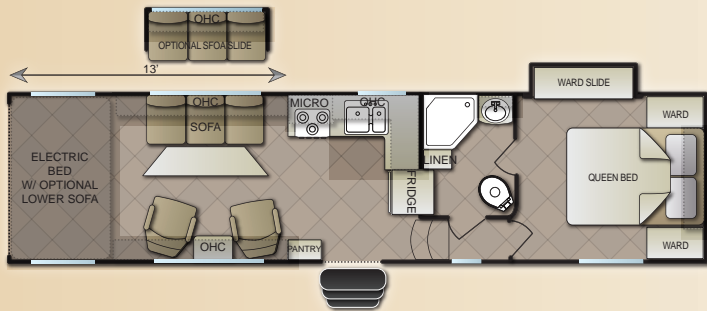
- 20/40 Gal Fuel Tank w/Pump Station (TS Only)
- 6-LUG 6,000 LB Dual Axles (WB/NL 3617)
- 8-LUG 7,000 LB Dual Axles (NL 3213)
- 8-LUG 7,000 LB Triple Axles (TS Only)
- 40 Gallon Fuel Tank - Fuel Station Pump
- 7' Ramp Door
- Aluminum Frame Fiberglass Construction
- Awning - Power w/LED
- Beaver Tail Floor w/Cargo (NL Only)
- Custom 16" Aluminum Wheels (NL & TS)
- Custom Colored High Gloss Front Cap
- DSI Water Heater - 6 Gallon (10 Gal TS Only)
- Enclosed Tanks
- Equa Flex Suspension
- Exterior Ladder
- Exterior Utility Command Ctr (TS Only)
- Front Diamond Plate
- Generator Onan 4.0 (5.5 NL & TS)
- Gray Slide Out End Walls & Ramp Door (TS Only)
- Ground Effects Light Pckg (TS Only)
- Keyless Entry Door
- Lippert Level Up System (TS Only)
- One Piece Roof Membrane

- Power Jacks - Front Only
- Pressure Washer
- Radius Insulated Compartment
- Roto Flex Front Hitch (TS Only)
- Sani Flush - Black Tank
- Sink Cover
- Slam Latch - Radius Compartment Only)
- Solar Ready
- Spare Tire
- TV Antenna w/Cable Hook-Up
- Ultra High Gloss Medallion Exterior
- Walk On Roof

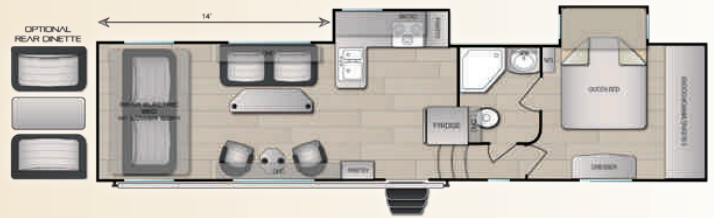
POPULAR OPTIONS

- 160 Solar w/Inverter
- 15.0 A/C IPO 13.5
- 2nd Lift Bed & Dinette (TS Only)
- A/C Bedroom - 13.5 BTU
- A/C Cargo Area (TS Only)
- Diamond Plate Flooring - Cargo Area
- Enclosed Underbelly (Incl. NL & TS)
- Fireplace in Living Area (TS Only)
- Livingroom Sofa Slide Out
- Patio Cables
- Ramp Patio Fence
- Rear Electric Jacks
- Rear Screen Wall
- TV - Bedroom 22"
- 32" TV Livingroom
- Winterizing Kit

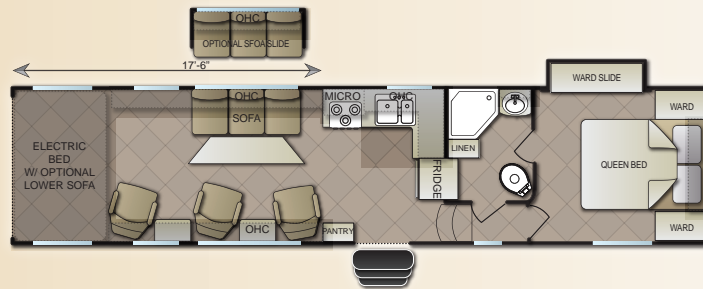
TOP SHELF 5TH WHEELS



SANDSPORT TOP SHELF FW 3213



SANDSPORT TOP SHELF FW 3514



SANDSPORT NEXT LEVEL FW 3617

Doors

ent Doors (TS

rior (TS Only)

Area

& TS)

ly)

SPECIFICATIONS

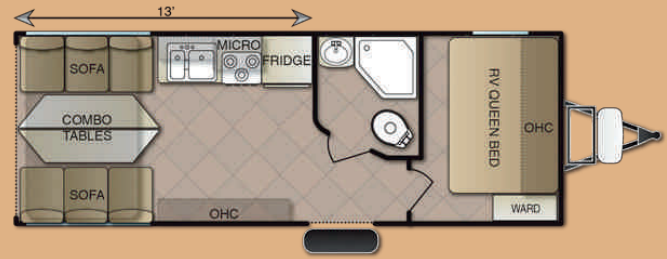
MODEL	EXT LENGTH	EXT WIDTH	EXT HEIGHT (W A/C)	GVWR	AXLE WEIGHT	HITCH WEIGHT	UVW	PAYLOAD	FRESH WATER	GRAY WATER	BLACK WATER	FUEL TANK
F29	34'7"	102"	12'9"	12,800	7,255	2,156	9,411	3,389	120 GAL	50 GAL	50 GAL	40 GAL
F33	38'7"	102"	12'9"	14,800	8,275	2,024	10,299	4,501	120 GAL	50 GAL	50 GAL	40 GAL
3213	35'9"	102"	13'	14,800	8,660	1,950	10,610	4,190	170 GAL	50 GAL	50 GAL	40 GAL
3514	38'-5"	102"	13'	TBD	TBD	TBD	TBD	TBD	170 GAL	100 GAL	50 GAL	40 GAL
3617	39'9"	102"	13'	17,800	8,980	2,536	11,516	6,284	170 GAL	100 GAL	50 GAL	40 GAL

Unloaded vehicle weight (UVW) information is intended as a guide only and does not include water, fluids or popular options. Actual weight may vary. Payload capacity does not include the weight of water, fluids, or popular options. Weights and capacities are approximate and are subject to change without notice.

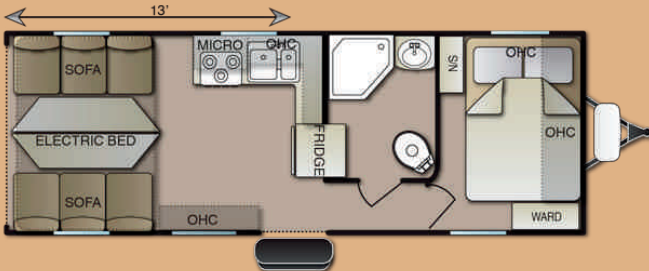
SANDSPORT TOY HAULER FLOOR PLANS



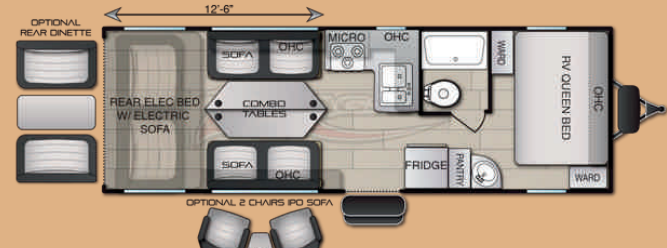
SANDSPORT TOY HAULER 20EX



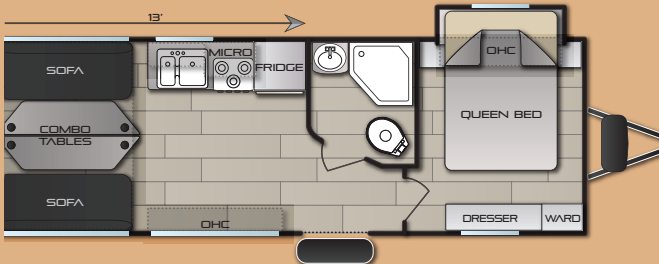
SANDSPORT TOY HAULER 22EX



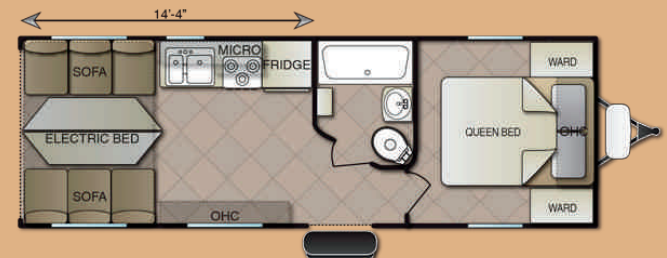
SANDSPORT TOY HAULER 23EX



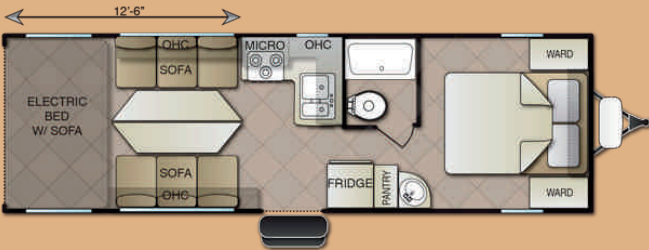
SANDSPORT TOY HAULER 24EX



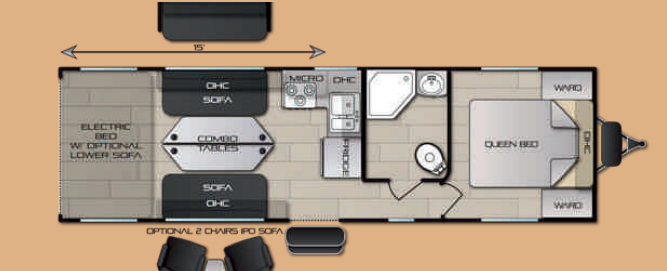
SANDSPORT TOY HAULER 25EX



SANDSPORT TOY HAULER 26EX



SANDSPORT TOY HAULER 27EX



SANDSPORT TOY HAULER 28EX

SPECIFICATIONS

MODEL	EXT LENGTH	EXT WIDTH	EXT HEIGHT (W A/C)	GVWR	AXLE WEIGHT	HITCH WEIGHT	UVW	PAYLOAD	FRESH WATER	GRAY WATER	BLACK WATER
20EX	25'-10"	102"	11'6"	9,000	4,585	601	5,186	3,814	100 GAL	40 GAL	40 GAL
22EX	27'-2"	102"	11'6"	9,000	4,845	633	5,478	3,522	100 GAL	40 GAL	40 GAL
23EX	28'-3"	102"	11'6"	9,500	5,220	873	6,093	3,407	100 GAL	40 GAL	40 GAL
24EX	31'-3"	102"	11'6"	9,500	5,560	984	6,519	2,981	100 GAL	40 GAL	40 GAL
25EX	29'-7"	102"	11'6"	9,500	5,400	1,098	6,498	3,002	100 GAL	40 GAL	40 GAL
26EX	29'-7"	102"	11'6"	9,500	5,485	987	6,472	3,028	100 GAL	40 GAL	40 GAL
27EX	32'-10"	102"	11'8"	10,200	6,005	888	6,893	3,307	100 GAL	40 GAL	40 GAL
28EX	34'-0"	102"	11'8"	10,200	5,755	1,278	7,035	3,165	100 GAL	40 GAL	40 GAL
25FBSL	29'-7"	102"	11'6"	9,990	5,485	987	6,472	3,518	100 GAL	40 GAL	40 GAL
27FBSL	34'-0"	102"	11'8"	10,500	6,070	905	6,975	3,525	100 GAL	40 GAL	40 GAL
29FBSL	35'-2"	102"	11'8"	10,600	6,390	1,313	7,703	2,897	100 GAL	40 GAL	40 GAL
30FBKS	35'-8"	102"	12'3"	12,000	7,230	984	8,214	3,786	100 GAL	80 GAL	40 GAL
32FBSL	38'-2"	102"	12'3"	13,900	7,200	1,091	8,291	5,609	100 GAL	40 GAL	40 GAL

Unloaded vehicle weight (UVW) information is intended as a guide only and does not include water, fluids or popular options. Actual weight may vary. Payload capacity does not include the weight of water, fluids, or popular options. Weights and capacities are approximate and are subject to change without notice.

EX & FBSL 102" SERIES TRAILERS

FEATURES AND OPTIONS

INTERIOR FEATURES

- A/C 13.5 BTU Ducted
- Blackout Window Covers / Cargo Area (EX Only)
- Bunk Ladder (FBSL Only)
- Cook Top w/Glass Cover (FBSL Only)
- Custom Carpet Kit-Cargo Area (FBSL)
- Flush Floor Tie Downs
- Laminated Countertops w/Edge (EX)
- Large Double Door Refrigerator
- Large Oven w/Cooktop
- LED Lighting
- Medicine Cabinet (FS Only)
- Metal Ball Bearing Drawer Guides
- Microwave Oven (FBSL Only)
- Rear Electric Bed
- Rear "BIG AIR" Lounge (FBXL Only)
- Roller Shade Window Coverings
- Screwed Together Cabinet Frames
- Skylight in Bathroom
- Solid Surface Counter Top - Galley Only (FBSL Only)
- Stereo/Amp/DVD/BluetoSoth/Subwoofer (FBSL Only)
- Stereo w/Speakers
- Toilet - Porcelain
- Tub Surround
- Upgraded Appliances
- Upgraded Flooring - Next Level
- Upholstered Window Valances

EXTERIOR FEATURES

- 20 Gallon Fuel Station
- 102" Wide Body Construction
- 5200 LB Axles
- Aluminum Frame Fiberglass Walls
- Awning - Power w/LED
- Blacked Out Wheels
- DSI Water Heater - 6 Gallon
- Dual LPG Bottles w/Cover - 20 LB
- Exterior Folding Ladder (FBSL Only)
- Flood Lights - BLUE (FBSL Only)
- Fresh Water - 100 Gallon
- Front Diamond Plate
- Generator Onan 4.0 (FBSL Only)
- Keyless Entry Door
- LED Lighting
- Radius Entry Door w/Assist Handle (FBSL Only)
- Radius Insulated Compartment Door
- Sani Flush - Black Tank
- Solar Ready
- Spare Tire
- Stab Jacks (4)
- Toy Lock - U Channel
- TV Antenna w/Cable Hook-Up
- Upgraded 3M Graphics
- Walk On Roof

POPULAR OPTIONS

- 160 Solar w/Inverter
- 15.0 A/C IPO 13.5
- 40 GAL Fuel Station IPO 20 GAL (FBSL Only)
- Aluminum Wheels IPO Black
- Bunk Ladder
- Custom Carpet Kit
- Exterior Folding Ladder
- Fiberglass Exterior / Gray
- Flood Light (1) Door Side
- Front Fiberglass Cap
- Generator Onan 4.0 - 24EX Only
- Glass Bath Enclosure
- Heated Tanks - Pads
- Livingroom Slide Out (Select Models Only)
- Microwave Oven
- Patio Cables
- Portable Generator (20EX & 22EX)
- Power Stab Jacks IPO Manual
- Power Tongue Jack
- Pressure Sprayer
- Rear Bed 20EX Only
- Rear Screen Wall
- Sink Cover
- 32" TV - LCD w/Wall Mount
- 40" TV LCD - Wall Mount (FBSL Only)
- Winterizing Kit w/Anti-Burst



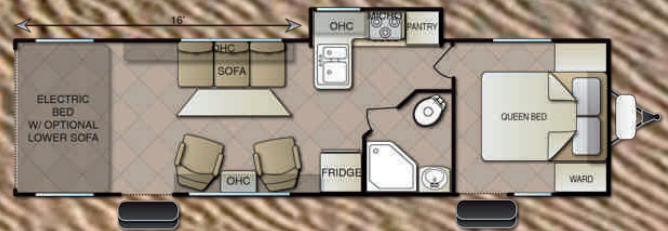
SANDSPORT TOY HAULER 25FBSL



SANDSPORT TOY HAULER 27FBSL



SANDSPORT TOY HAULER 29FBSL



SANDSPORT TOY HAULER 30FBKS



SANDSPORT TOY HAULER 32FBSL

Pacific Coachworks is committed to providing the highest quality travel trailers, fifth wheel units, and toy haulers at an unsurpassed value. We are dedicated to establishing lasting partnerships with trusted RV dealers, vendors, and suppliers, all of which are equally committed to conducting business with your best interests in mind. The Pacific Coachworks team is focused on exceeding customer expectations by providing the highest level of customer support and service.

All information included in this brochure is the latest at the time of publication. Pacific Coachworks reserves the right to make changes and to discontinue at any time, without notice, prices, colors, materials, equipment, accessories, specifications, models, and packages, without incurring any obligations to make the same or similar changes to trailers. All vehicles built by Pacific Coachworks, Inc. include a one year factory warranty.

Your local dealer:



Go RVing.

