

# PUMA

*by Palomino - Since 1968*

***At Home Wherever You Roam***



***Travel Trailers • Fifth Wheels • Toy Haulers • Destination Trailers***







### **31RKSS**

*Kick back, relax and travel easy with Puma's residential home style. Large panoramic windows and LED lights illuminate plush furnishings throughout this well equipped "open concept" floorplan. The tri-fold sofa opens up for additional sleeping space. The rack and pinion flush-floor slideout adds head room and plenty of overhead storage space. The entertainment center features a Bluetooth FM/CD/DVD soundbar with an internal subwoofer. Shown in Smoke decor with Vagabond cabinetry, and Beauflor® woodgrain flooring plus these options: solid surface countertops and night shades.*



# PUMA

by Palomino - Since 1968



## Versatile, Easy Living...

When it comes to choice, Puma goes the distance with a broad selection of floorplans and amenities designed to make you feel right at home. Whether it's just the two of you, a family set on adventure, or a getaway with a group of friends, these well equipped travel trailers, fifth wheels, destination trailers and toy haulers enhance your travel adventures, wherever you roam!

### 31RKSS

*This well planned galley is loaded with storage and prep space, including an extra large walk-in pantry with wire shelving, a built-in spice rack, a spacious island, contemporary bell-shaped LED lighting and a six cu. ft. double door refrigerator/freezer. Shown with these convenient options: a pull-down faucet with sprayer and an electric fireplace for added warmth, with adjustable flame height and colors.*



*Puma's baths feature generous linen storage, a residential style vanity with an extra large sink and medicine cabinet. The large 30" x 48" ABS shower has a seat, a glass door and a skylight. (Most models)*



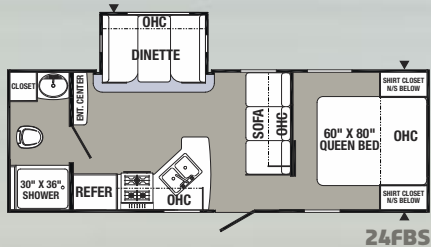
*This spacious bedroom features an 80" residential queen bed with a designer bedspread, pillow shams, large mirrored wardrobes, convenient night stands below, and abundant overhead storage.*

# PUMA

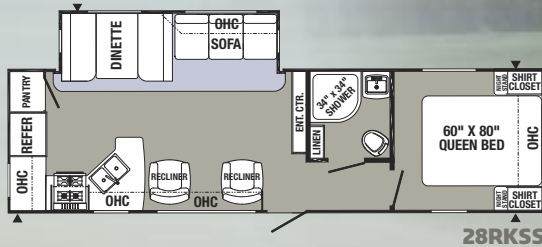
by Palomino - Since 1968

## Travel Trailers

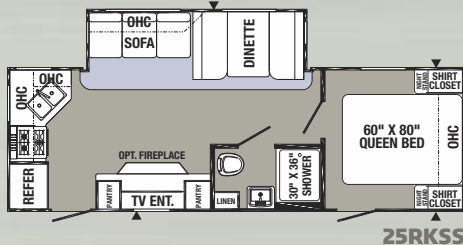
Puma offers 20 Travel Trailer floor plans.



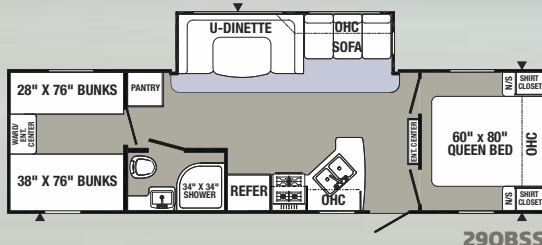
24FBS



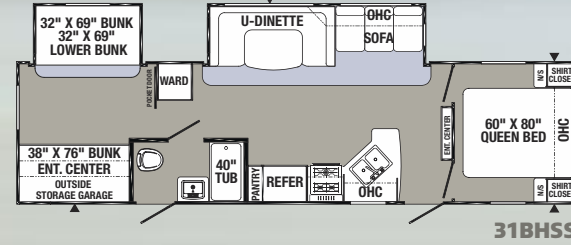
28RKSS



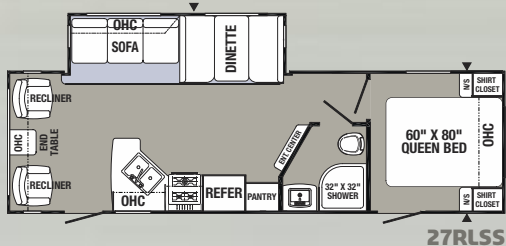
25RKSS



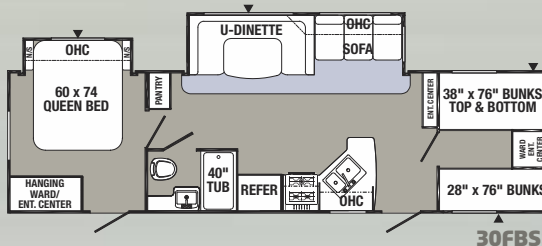
29QBSS



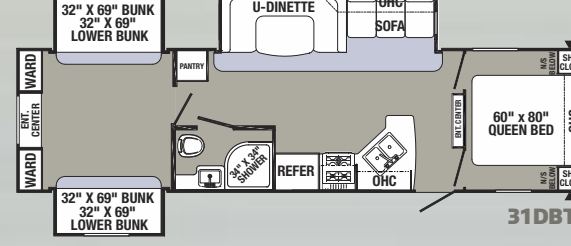
31BHSS



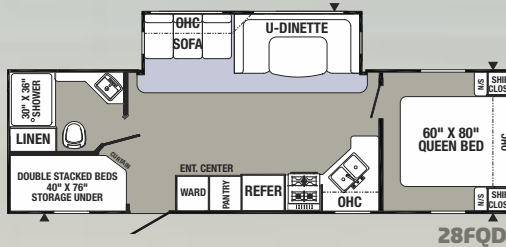
27RLSS



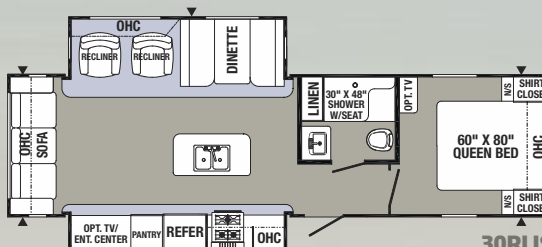
30FBSS



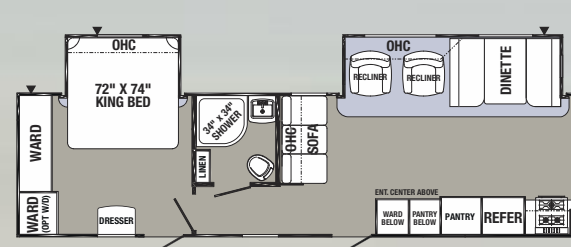
31DBTS



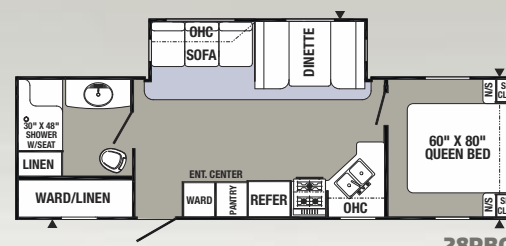
28FQDB



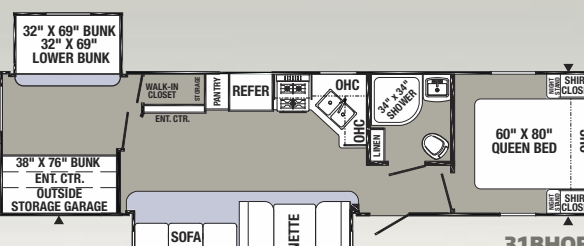
30RLIS



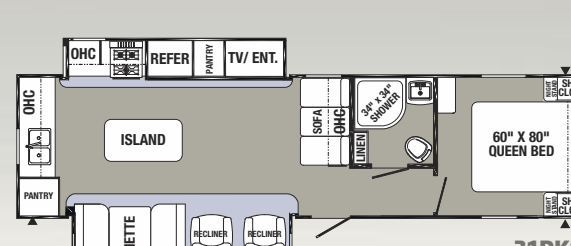
31FKRK



28RBQS



31BHQB

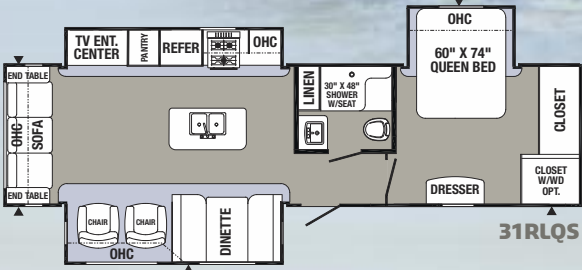


31RKSS

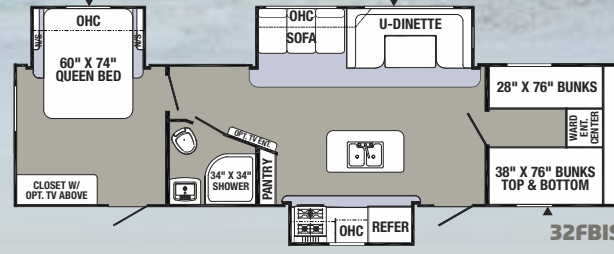


# Travel Trailer Options

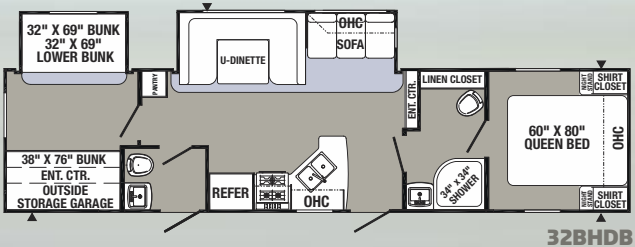
Available on select models



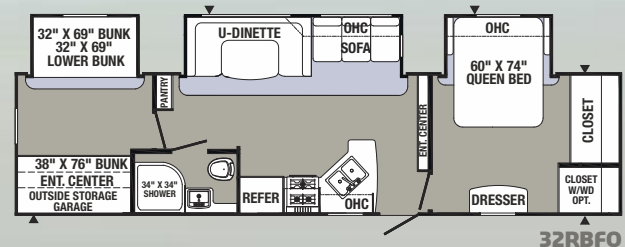
31RLQS



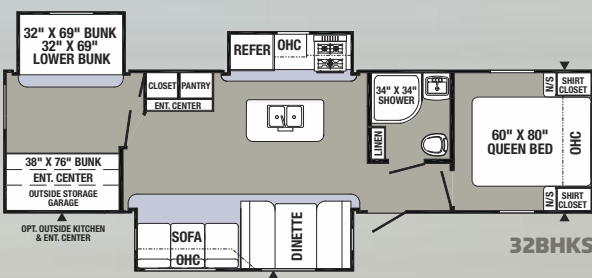
32FBIS



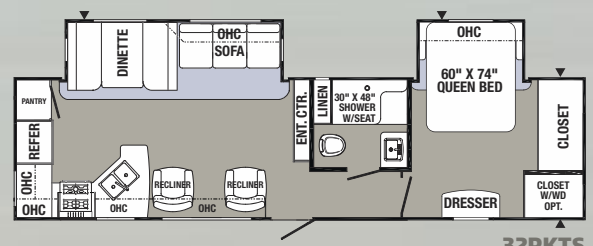
32BHDB



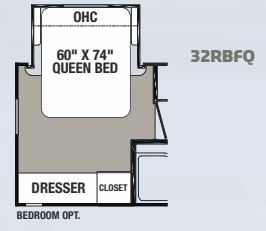
32RBFQ



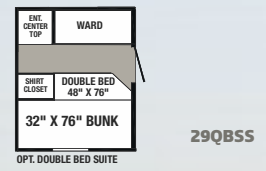
32BHKS



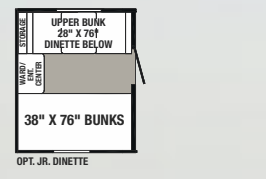
32RKTS



32RBFQ



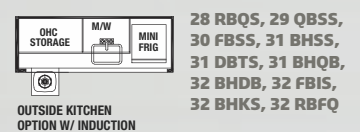
29QBSS



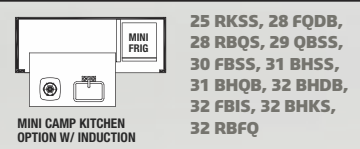
OPT. JR. DINETTE



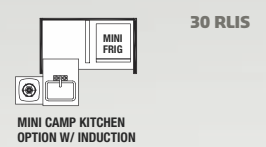
28RKSS, 32RKTS



OUTSIDE KITCHEN OPTION W/ INDUCTION



MINI CAMP KITCHEN OPTION W/ INDUCTION



30 RLIS



MICRO OUTSIDE KITCHEN OPTION W/INDUCTION

Puma Travel Trailers	24 FBS	25 RKSS	27 RLSS	28 FQDB	28RBQS	28 RKSS	29 QBSS	30FBSS	30 RLIS	31 BHQB	31BHSS	31DBTS	31 FKRK	31 RKSS	31 RLQS	32 BHDB	32 BHKS	32 FBIS	32 RBFQ	32 RKTS
Hitch Weight	570	749	756	664	680	710	740	1209	835	957	912	844	1195	825	975	928	932	985	887	1043
Axle Weight	4780	5517	5409	5668	5982	6048	6116	6896	6890	7348	6996	7481	7460	7269	7795	7759	7667	7772	7955	6860
UVW	5388	6304	6203	6370	6700	6796	6894	8143	7763	8343	7946	8363	8655	8132	8808	8725	8637	8795	8800	7941
GVWR	6800	7749	7756	8000	8400	8800	8500	9995	9635	9757	9600	9995	9995	9625	10500	9995	9995	10500	10500	9600
CCC (Cargo Cap.)	1412	1445	1553	1630	1700	2004	1606	1852	1872	1414	1654	1632	1303	1493	1692	1270	1358	1705	1620	1659
Exterior Length	27' 4"	28' 8"	31' 5"	33' 0"	31' 11"	33' 2"	33' 11"	34' 7"	34' 5"	36' 5"	35' 4"	36' 4"	37' 8"	35' 7"	35' 11"	38' 2"	36' 5"	37' 6"	36' 9"	35' 7"
Exterior Height w/AC	10' 5"	11' 1"	11' 1"	11' 1"	11' 1"	11' 1"	11' 1"	11' 1"	11' 1"	11' 1"	11' 1"	11' 1"	11' 1"	11' 1"	11' 1"	11' 1"	11' 1"	11' 1"	11' 1"	11' 1"
Water Heater Cap.(Gal.)	6	6	6	6	6	6	6	6	6	6	6	6	6	6	6	6	6	6	6	6
Fresh Water Cap. (Gal.)	51	51	51	51	51	51	51	51	51	51	51	51	51	51	51	51	51	51	51	51
Black Water Cap. (Gal.)	35	35	35	32	32	35	35	35	35	32	32	32	32	32	35	64	35	35	35	35
Grey Water Cap. (Gal.)	35	70	35	70	70	70	35	35	70	70	35	35	70	70	35	70	35	70	35	67
Tire Size (In.)	14"	14"	15"	15"	15"	15"	15"	15"	15"	15"	15"	15"	15"	15"	15"	15"	15"	15"	15"	15"
Awning Size (Ft.)	16'	21'	21'	21'	18'	16'	19'	19'	21'	19'	21'	18'	21'	21'	13'	21'	19'	21'	21'	18'

Please refer to back cover for chart definitions.



## 257RESS

*This fifth wheel is loaded with handy homestyle conveniences. Kitchen features include a single lever faucet, one-piece undermount sink, glass stove cover, decorative backsplash and a six cu. ft. refrigerator/freezer. The long-lasting, abrasion resistant surf(x)<sup>®</sup> 3D, one-piece, seamless countertop maintains a "like new" appearance. A Bluetooth FM/CD/DVD soundbar with an internal subwoofer provides great sound. Shown in Taupe decor with Vagabond cabinets, designer valances and Beauflor<sup>®</sup> woodgrain flooring. The TV, electric fireplace and night shades shown are optional.*

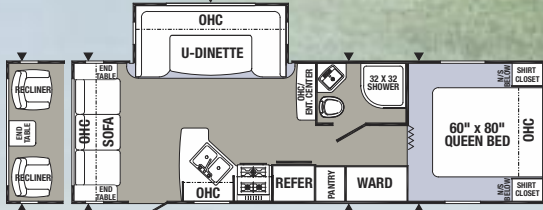


# PUMA

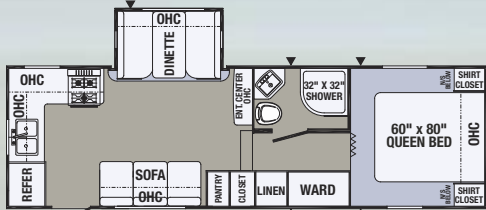
by Palomino - Since 1968

## Fifth Wheels

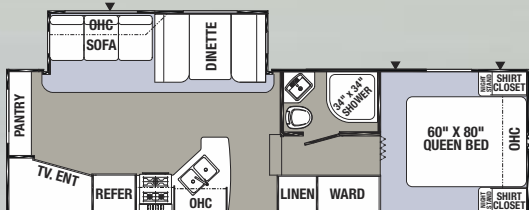
Puma offers five Fifth Wheel floor plans.



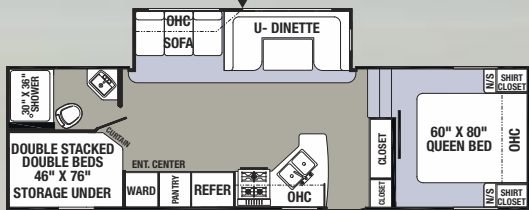
253FBS



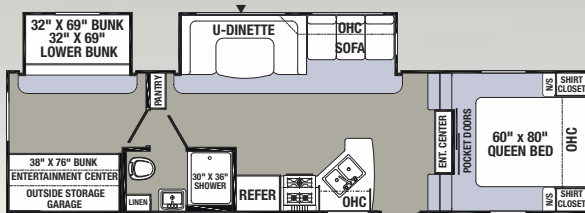
255RKS



257RESS

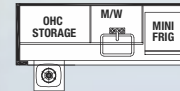


286RBSS



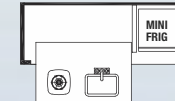
295BHSS

## Fifth Wheels Options



OUTSIDE KITCHEN  
OPTION W/ INDUCTION

295 BHSS, 286 RBSS



MINI CAMP KITCHEN  
OPTION W/ INDUCTION



MICRO OUTSIDE KITCHEN  
OPTION W/INDUCTION

253 FBS, 255 RKS,  
257 RESS, 286 RBSS

Puma Fifth Wheels	253FBS	255 RKS	257 RESS	286 RBSS	295BHSS
Hitch Weight	1128	1102	1195	1240	1358
Axle Weight	5622	5614	6186	6146	7336
UVW	6788	6754	7419	7424	8732
GVWR	8800	8800	9400	9400	10750
CCC (Cargo Cap.)	2012	2046	1981	1976	2018
Exterior Length	27' 10"	28' 3"	30' 0"	30' 6"	34' 2"
Exterior Height w/AC	12' 2"	12' 2"	12' 2"	12' 4"	12' 4"
Water Heater Cap. (Gal.)	6	6	6	6	6
Fresh Water Cap. (Gal.)	51	51	51	51	51
Black Water Cap. (Gal.)	32	32	32	32	32
Grey Water Cap. (Gal.)	70	70	70	70	70
Tire Size (In.)	15"	15"	15"	15"	15"
Awning Size (Ft.)	17'	18'	18'	14'	18'

Please refer to back cover for chart definitions.

Fifth wheel weights include standard 13.5 BTU roof air, double door refrigerator, awning and an optional oven.



**257RESS** There's well-planned storage everywhere, from built-in spice racks to the mirrored hallway closets with shelves and drawers for an extended stay.

**257RESS** This roomy slide out has panoramic windows for plenty of fresh air and natural light. Optional theater seats with a built-in drink holder and storage console are the perfect place to enjoy cool drinks while catching the game.





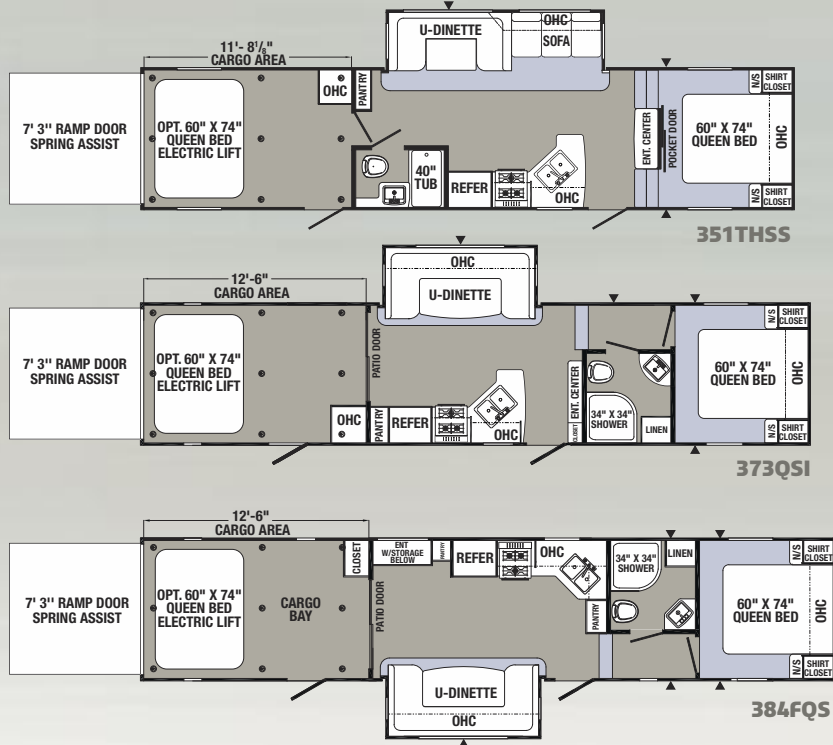
# PUMA UNLEASHED



Take your gear, toys and friends and head out for the time of your life, complete with everything you need to play hard all day and rest easy all night!

## Fifth Wheel Toy Haulers

Puma offers three Fifth Wheel Toy Hauler floor plans.



**351THSS** All Puma Unleashed Toy Haulers come loaded with amenities designed to maximize the fun! Stock up and roll with this floor-to-ceiling pantry and 14" deep overhead cabinets. An 84" U-dinette, optional night shades and tri-fold sofa with cup holders enhance comfort. Shown with Stone decor, Smoke Maple cabinets and decorative slideout fascia.

## Toy Hauler Option



Puma Toy Haulers FW	351THSS	373 QSI	384 FQS
Hitch Weight	1845	1924	2123
Axle Weight	7665	7660	8408
UVW	9548	9622	10569
GVWR	13560	13924	14123
CCC (Cargo Cap.)	4012	4302	3554
Exterior Length	37' 6"	38' 5"	39' 8"
Exterior Height w/AC	12' 4"	12' 4"	12' 4"
Water Heater Cap. (gal)	6	6	6
Fresh Water Cap. (gal)	100	100	100
Black Water Cap. (gal)	32	35	35
Grey Water Cap. (gal)	35	70	35
Tire Size (in)	16"	16"	16"
Awning Size (ft)	20'	19'	21'

Please refer to back cover for chart definitions.



**351THSS** Relax in comfort. This storage-friendly bedroom includes an 80" walk-around Queen bed, Smoke Maple cabinets, shirt wardrobes with night stands, a 110V outlet and a usb charger.





**Let the Good Times Roll!**

Experience the ultimate in convenience on your off-road adventures. Pack up everything you need for great times with family and friends. With the pantry fully stocked and toys loaded, you're ready to roll with all the comforts of home! These versatile floorplans grow with you, as your family grows and interests change. Designed with storage in mind, there's plenty of room for gear, groceries and more!



**351THSS** A 3-burner cooktop with a recessed glass stove cover, a decorative backsplash, overhead cabinets with glass doors, and ceiling ducted air conditioning for improved air flow are standard features. Shown with Stone decor and Smoke Maple cabinets.



Heavy-duty 5000 lb./D-ring tie-downs are anchored to the frame for secure travel. The cargo area has diamond plate on the walls and industrial black TPO flooring, plus dovetail ramps for easy access. Choose the cargo configuration that fits your style. Select from optional double electric trac beds (shown), a single trac bed, or the HappiJac dinette. Extend the fun with an optional cargo patio deck!



Generator storage box (Puma Unleashed)



Optional 30 gallon fuel station (Puma Unleashed)



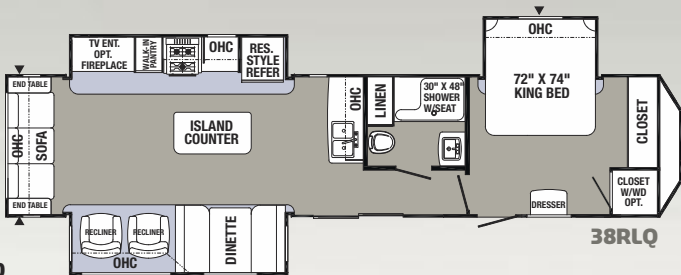
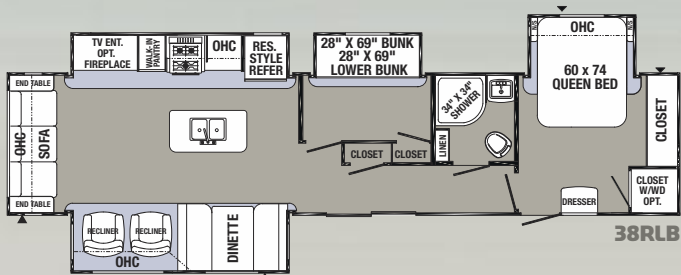
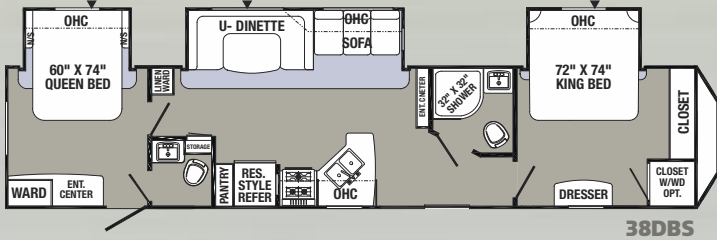
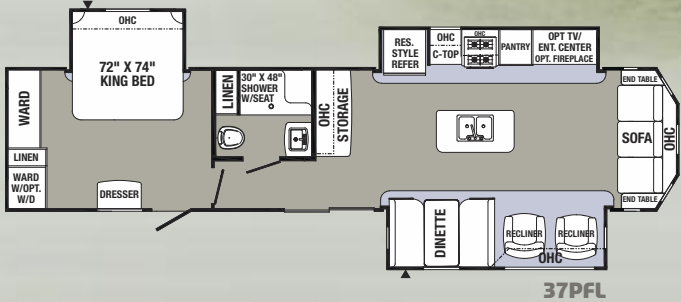
# PUMA

by Palomino - Since 1968




## Destination Trailers

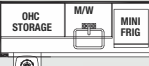
Experience the perfect vacation home. Puma Destination Trailers offer comfortable living, with eight spacious flush-floor slide out floorplans.



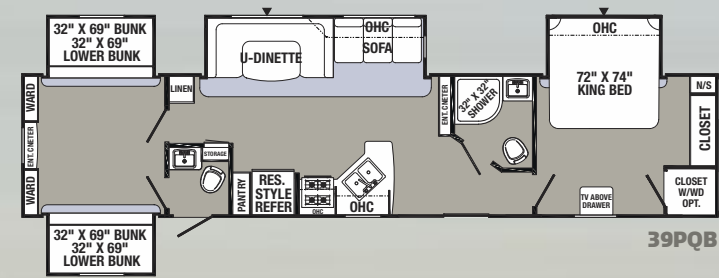
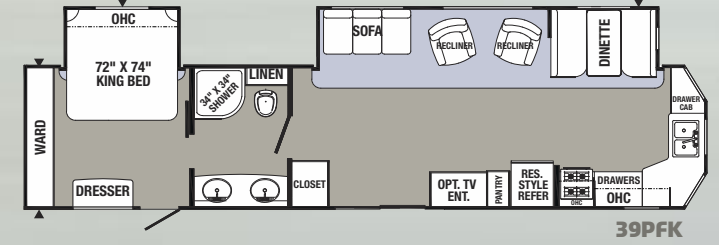
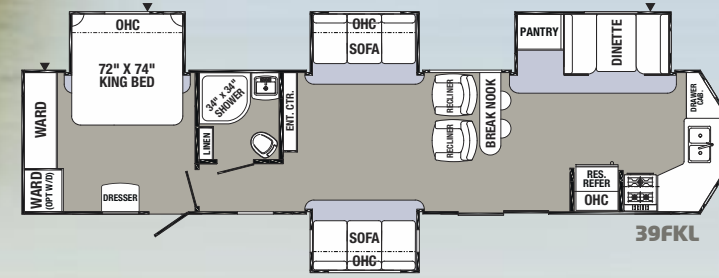
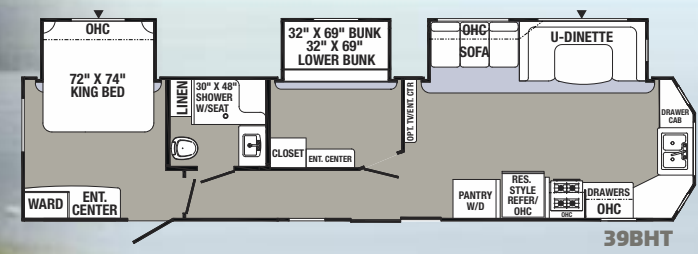
### Destination Trailers Options



**39PFK**  
WASHER/DRYER OPT.



**39PQB**  
OUTSIDE KITCHEN OPTION W/ INDUCTION



Puma Destination Trailers	37 PFL	38 DBS	38 RLB	38 RLQ	39 BHT	39 FKL	39 PFK	39 PQB
Hitch Weight	1780	1362	1525	1429	1509	1457	1392	1413
Axle Weight	7914	8327	8656	7980	8271	7970	8553	9237
UVW	9753	9748	10240	9468	9839	9486	10004	10709
GVWR	11980	11522	11685	11629	11709	11617	11592	13413
CCC (Cargo Cap.)	2227	1774	1445	2161	1870	2131	1588	2704
Exterior Length	40' 6"	41' 11"	41' 8"	39' 7"	40' 6"	41' 11"	40' 6"	42' 1"
Exterior Height w/AC	11' 9"	11' 9"	11' 9"	11' 9"	11' 9"	11' 9"	11' 9"	11' 9"
Water Heater Cap. (Gal.)	12	12	12	12	12	12	12	12
Fresh Water Cap. (Gal.)	51	51	51	51	51	51	51	51
Black Water Cap. (Gal.)	32	64	35	32	35	32	32	70
Grey Water Cap. (Gal.)	35	102	70	70	70	70	70	105
Tire Size (In.)	15"	15"	16"	15"	15"	15"	15"	16"
Awning Size (Ft.) OPT.	19'	21'	19'	18'	21'	21'	21'	21'

Please refer to back cover for chart definitions.





### ***At home wherever you roam!***

Get away from the everyday world in style, with a well-appointed Puma Destination Trailer. These residential style interiors offer large windows for plenty of natural light, in-floor ducted heat, a choice of two private bedrooms, and den or bunkroom options. The large master bedroom has a California king sized bed, wardrobes and plenty of drawer storage.

These fully equipped trailers include overhead storage with glass doors. The well equipped galley includes a 24" four burner residential range with a pull-out broiler pan, a 16 cu. ft. refrigerator with an ice maker, exceptional counter space and a large pantry.



**39FKL** This optional Marquis Edition package includes solid surface countertops, an upgraded pull-down faucet, free-standing dinette, night shades, a microwave oven, plus many other popular upgrades. Shown in Stone decor with Smoke Maple cabinetry.





## Puma Standard Features

### Exterior

- Radius Entry Doors
- Powder Coated Frames
- Super Lube Axles
- Tinted Safety Glass
- Clamp Ring Windows
- Double Entry Doors (Where applicable)
- Pass-Thru Storage (Where applicable)
- Power Awning
- Colored Front Fiberglass Cap with Diamond Plate (FW)
- Rubber Roof - 12 Year Manufacturer's Warranty
- 9" Three-tier Steps
- Rain Gutters with Large Drop Spouts
- Automotive Style Fender Skirts
- Radius Baggage Doors
- Darco Wrapped Underbelly
- One-piece, 24' Sheet, 5/8" Floor Decking (25 Year manufacturer's limited warranty)
- 2" x 3" Flush Joists on 12" Centers
- Pass-Thru Exterior Baggage Compartments (Where applicable)
- 2-20 Lb. Gas Bottles
- 6 Gal. DSI Hot Water Heater
- Rack & Pinion Electric Slide System with Manual Override (Standard on all slide out models)
- Clamp Ring Luggage Doors
- Large Front Pass Thru Baggage Door (TT only)

### Interior

- 80" Interior Height
- Floor Ducted Heat
- 35,000 BTU Furnace
- 14" Deep Overhead Cabinets in Super-Slide Models
- Decorative Kitchen Splashboard
- Kitchen Ball Bearing Drawer Guides

- Spice Rack (Kitchen)
- Divided Silverware Drawer
- Nickel Finish, Single Control High-rise Kitchen Faucet
- Suburban 3-Burner, High Output Range
- Glass Range Cover
- Built-in Knife Rack
- LED Lights
- Upgrade Window Treatment
- 55 Amp Converter with Battery Charger
- Bluetooth FM/CD/DVD Sound Bar with Internal Subwoofer
- Jack Knife Sofa with Pull-down Center Drink Tray – Storage Underneath
- Push-back Recliner(s)\*
- Wood Medicine Cabinet with Mirrored Door
- Power Vent in Bath
- Glass Shower Door\*
- 12V Shower LED Light
- 60" x 80" Queen Beds (TT – Most models)
- Evergreen High Density Foam Mattress
- Bedroom Carpet (FW)
- Upgraded Soft Teddy Bear Bunk Mats
- Shirt Closet in Front Bedrooms
- Nightstands in Front Bedrooms
- Four Interior Decors
- Coat Hooks in Entry Way (Most models)
- Satin Nickel Hardware, Light & Bath Fixtures
- Overhead Cabinets in Super Slide Room\*
- Radius Dinette Seat Bases
- Upgraded Carpet (16 oz. with pad)
- Designer Window Treatments (Living room)

### Safety Features

- CO<sub>2</sub> Detector
- LP Leak Detector
- Fire Extinguisher
- Smoke Detector

### Additional Options

- 11 Cu. ft. 12V Stainless Steel Residential Refrigerator
- Solid Surface Countertops
- 17" Oven
- Microwave
- Stainless Steel Appliances: Oven, Range Hood, Microwave
- Faucet with Pull-down Sprayer
- Night Shades
- 32" LED TV
- 39" LED TV
- Fireplace with Textured Tile
- PUMA Den\*
- Bath Skylights
- Free Standing Dinette\*
- Tri-fold Sofa\*
- Theater Seating\*
- Upgraded Serta® Mattress
- Washer/Dryer Prep\*
- Washer/Dryer\*
- Create-a-Breeze™ Fan (Exchange)
- Extra Roof Vent
- 15,000 BTU Ducted A/C
- Second A/C Prep
- 50 Amp Service
- 6 Gal. Gas/Electric DSI Hot Water Heater
- Water Heater Bypass (Forced option)
- 2 Stabilizer Jacks (FW)
- 4 Stabilizer Jacks (TT)
- Power Front Jacks (FW Only)
- Front Fiberglass Cap with LED Lights (TT)
- Aluminum Wheels
- Aluminum Solid Triple Entry Step
- 30 Lb. Gas Bottles & Cover (TT)
- Roof Ladder
- Heated Tanks
- Enclosed Underbelly
- Folding Grab Handle
- Outside Kitchen\*
- Swing-out Bumper Mount Outside Grill
- Outside Shower
- Spare Tire and Carrier
- Bike Rack/Carrier\*

\*Available on select models.

## Travel Trailer and Fifth Wheel Packages

### Value Shopper Package

- (Required)
- Electric Awning with L.E.D. Light strip
  - Pre-wired for Solar System
  - L.E.D. Lighting
  - 13,500 BTU Ducted A/C
  - 6 Cu. Ft. Double Door Refer
  - Beauflor® Inoleum
  - Bedspread
  - Bedroom TV Hook-up
  - TV Antenna with Booster & Cable Hook Up
  - Mini Blinds
  - ABS Tub Surround
  - Bluetooth FM/CD/DVD Sound Bar w/Internal Sub Woofer
  - Glass Range Cover
  - Undermount Sink with Cover

### Optional Packages

#### Advantage Package

- Microwave
- Enclosed Underbelly
- Outside Speakers
- 6 Gal. Gas/Electric Water Heater
- Outside Shower
- Night Shades
- Spare Tire

### Electric Power Package

- 4 Electric Stabilizer Jacks (TT)
- 3500 Lb. Electric Tongue Jack (TT)
- 2 Electric Stabilizer Jacks (FW)
- 2 Power Front Jacks (FW)

### Limited Edition Package

- 50 Amp Service (Second A/C prep)
- Roof Ladder
- Folding Grab Handle
- Solid Aluminum Triple Step
- Bath Skylight
- 11 Cu. Ft. (12V) Stainless Steel Residential Refrigerator
- Stainless Steel Appliances (Range Hood, Oven, Microwave)
- 15,000 BTU Ducted A/C IPO 13,500 BTU
- Black Tank Flush

### Residential Package\* (31FKRK)

- Residential Refrigerator
- Patio Door
- Residential Full Size Range

\*Available on select models

# PUMA

By Palomino - Since 1968





## UNLEASHED Fifth Wheel Toy Hauler Packages

### Value Shopper Package

- (Required)*
- Electric Awning with L.E.D. Light Strip
  - 32" LED TV
  - Pre-wired for Solar System
  - L.E.D. Lighting
  - 13,500 BTU Ducted A/C
  - 6 Cu. Ft. Double Door Refrigerator
  - Beauflor® Linoleum
  - Bedspread
  - Bedroom TV Hook-up
  - TV Antenna with Booster & Cable Hook Up
  - Mini Blinds
  - ABS Tub Surround
  - Bluetooth FM/CD/DVD Sound Bar with Internal Sub Woofer
  - Glass Range Cover
  - Undermount Sink with Cover

### XL Edition Package

- 30 Lb. Gas Bottles
- 50 AMP Service (Second A/C prep)
- Roof Ladder
- Folding Grab Handle
- Aluminum Triple Step
- Bath Skylight
- Oven
- 15,000 BTU Ducted A/C IPO 13,500
- 30 Gal. Fuel Pump Station
- Zip Screen
- Mission Aluminum Modified Rims/Radial Tires

### Electric Power Package:

- 2 Power Front Jacks (TH)
- 2 Electric Stabilizer Jacks (TH)

### Toy Hauler Options

- Solid Surface Countertops
- Stainless Steel Appliances
- 6 Gal. Gas/Electric DSI Hot Water Heater
- Water Heater Bypass
- Oven
- Microwave
- Fireplace with Textured Tile
- Single Electric Track Queen Bed
- Double Electric Track Queen Bed
- Upgraded Serta® Mattress
- Happi Jack Electric Sofas
- Tri-fold Sofa
- Bath Skylight

- Night Shades
- Carbon Monoxide Detector
- Create-A-Breeze™ Fan
- 39" LED TV (IPO 32") Where Available
- 11 Cu. Ft. 12V Residential Refrigerator
- Washer/Dryer Prep\*
- Washer/Dryer
- 50 Amp Service
- 2 Exterior Speakers
- Extra Roof Vent
- 15,000 BTU Ducted Air Conditioning
- Second A/C Prep
- 2 Stabilizer Jacks
- Power Front Jacks (Fifth wheels only)
- Aluminum Solid Triple Entry Step
- Roof Ladder
- Outside Shower
- Outside Grill
- 5.5 KW Gas Onan Generator
- 4.0 KW Gas Onan Generator (30 Amp)
- 30 Gal. Fuel Pump Station
- 30 Lb. Gas Bottles & Cover
- Zip Screen
- Hide-a-Screen
- Hitch Cover
- Mission Aluminum Modified Rim
- Heated Tanks
- Wash Down Kit
- Spare Tire and Carrier
- Folding Grab Handle
- Enclosed Underbelly
- Power Package

\*Available on select models.



## Destination Trailer Packages

### Value Shopper Package

- (Required)*
- Pre-wired for Solar System
  - L.E.D. Lighting
  - 13,500 BTU Ducted A/C
  - 16 Cu. Ft. Residential Refrigerator
  - Beauflor® Linoleum
  - Bedspread
  - Bedroom TV Hook-up
  - TV Antenna with Booster & Cable Hook-up
  - Mini Blinds
  - ABS Tub Surround
  - Blue Tooth FM/CD/DVD Sound Bar with Internal Sub Woofer
  - Undermount Sink with Cover
  - Patio Door

### Destination Options

- Solid Surface Countertops
- 12 Gal. Gas/Electric DSI Water Heater
- Water Heater By-Pass
- Microwave
- 32" LED TV
- 39" LED TV
- Bath Skylight
- Night Shades
- Freestanding Dinette
- Bar Stools (2 Per floorplan)\*
- Tri-fold Sofa
- Theater Seating\*
- 50 Amp Service
- Washer/Dryer Prep with 50 Amp Service
- Stackable Washer/Dryer Includes Prep
- Create-A-Breeze™ Fan (Exchange)
- 12 V Ceiling Fan in Living Room
- 12 V Ceiling Fan in Bedroom
- 30" Entry Door IPO of Sliding Patio Door
- 15,000 BTU Ducted Air Conditioning
- Second A/C Prep
- Outside Grill
- Outside Shower
- 2 Exterior Speakers
- Electric Awning with LED Strip Light
- 4 Stabilizer Jacks
- Roof Ladder
- 30 Lb. Gas Bottles & Cover
- Heated Tanks
- Outside Kitchen
- Folding Grab Handle
- Carbon Monoxide Detector
- Fireplace with Textured Tile\*

### Optional Package

### Marquis Edition Package

- 4 Stabilizer Jacks
- 30 Lb. Gas Bottles & Cover
- 50 AMP Service (Second A/C prep)
- Second A/C 13,500 BTU (Master bedroom)
- Outside Shower
- Folding Grab Handle
- Solid Surface Countertop
- Upgrade Kitchen Pull-down Faucet
- Night Shade IPO Mini Blinds
- Free Standing Dinette
- 12V Ceiling Fan in Living Room
- 12 Gal. Gas/Electric DSI Water Heater IPO 6 Gal.
- Microwave
- 2 Exterior Speakers
- 15,000 BTU Ducted A/C IPO 13,500
- Fireplace with Textured Tile
- Tri-fold Sofa IPO Jackknife in Living Room

\*Available on select models.

## Decor Choices

Puma offers a selection of four contemporary decor packages, plus two flooring choices.


### Tile




### Wood



### Smoke




### Latte



### Stone



### Taupe





# PUMA

by Palomino - Since 1968

**Construction - Longer Lasting • Better Built**



- A.** Rubber Roof (12 year warranty)
- B.** Rugged, Powder Coated Steel I-Beam Frame
- C.** Sturdy .024 and .030 Gauge Aluminum Skin
- D.** Exterior Amber Lens Patio Light
- E.** Front Diamond Plate
- F.** Silicone Sealed Radius Compartment Doors
- G.** 51 Gallon Fresh Water Tank
- H.** Smooth, Aerodynamic Radius Front Metal with Bold Exterior Graphics
- I.** Residential Grade Carpet with Pad on Slide Outs
- J.** Color Band Metal Enhances Exterior Looks
- K.** Sidewall Studding Spaced 16" Apart
- L.** Longitudinal Floor Studding Spaced 12" Apart
- M.** 5/8" One-Piece Floor Decking
- N.** Beauflor® Linoleum Flooring with a Seven Year Cold Crack Warranty
- O.** R-7 Fiberglass Insulation Cut and Glued Between Sidewall Studs
- P.** 4-1/2" Crowned Truss Roof Rafters
- Q.** Steel Crossmembers for Added Support
- R.** Floor Ducted Heat
- S.** Insulated Wrapped Ducted Air Conditioning Runs
- T.** 3/8" Roof Decking
- U.** Puma Next Generation™ Enclosed and Heated Water Tank
- V.** Radius Exterior Doors

## **Puma Standard Exterior Features**



Prewired for solar power for extended stays



Reliable rack and pinion flush floor slide system



Back-up camera ready



King Jack directional HDTV antenna with built-in, long-range signal finder



Radius compartment doors are silicone sealed to protect from the elements



Electric awning with LED strip light (Optional on Destination trailers)



Tinted windows add style and reduce interior fading



Friction hinge door with window and kick plate



## Puma Standard Interior Features



84" U-dinette converts to a sleeping area, with storage and a 110V outlet underneath. The sofa has a flip-down drink tray and additional storage.



Dometic 6 Cu. ft. gas/110V double door refrigerator/freezer



Entertainment center with soundbar is standard. (Fireplace and choice of 32" or 39" TV are optional)



Convenience Center panel controls slides, awning, interior and porch lights, water pump/heater; shows battery/tank capacities



FM/CD/DVD/Bluetooth stereo with sound bar and subwoofer



Sofa with flip-down drink tray



Maple framed mortise and tenon cabinet doors



Kitchen drawer glides



USB charging ports



Pass-through storage



Seamless countertop with 50/50 undermount sink, cover and single lever faucet



34" x 34" ABS radius shower with a skylight and glass shower doors (Most models)



Smooth, finished edge underbed storage protects delicate items



Closet has washer/ dryer prep and a shelf. (Select models)



Recessed glass range cover with decorative backsplash



Bright, energy efficient LED interior lighting



Large shirt wardrobes with night stands, 60" x 80" queen bed and designer bedspread with pillow shams. (Select models)




Deep overhead cabinets

## Check Out These Additional Options



Optional outdoor kitchen has plenty of storage, both overhead, and under counter, a 3.2 cu. ft. refrigerator, microwave, an induction cooktop, plus hot and cold running water. (Select models)



Optional micro kitchen with pull-out induction cooktop, removable sink with sprayer, and a 1.6 cu. ft. refrigerator. (Select models)



This mini kitchen option includes a pull-out induction cooktop, a 1.6 cu. ft. refrigerator, a removable sink and cookware and utensils. (Select models)



Solid aluminum triple steps



Outside Shower



11 Cu. ft. 12V double door refrigerator/freezer



Optional aluminum wheels with Super Lube axles and ABS molded fender skirts



Enclosed underbelly



New large front window (Optional most models; standard 31FKRK)



Optional wall hugger reclining theater seating



Optional pull-down faucet with sprayer



Optional night shades



# PUMA *by Palomino - Since 1968*



**Puma Travel Trailers • Fifth Wheels • Toy Haulers • Destination Trailers**

**PUMA  
UNLEASHED**



Puma by Palomino,  
a Division of Forest River, Inc.  
2551 Century Drive  
Goshen, IN 46528  
[www.palominorv.com](http://www.palominorv.com)



### Puma Owner "Digital Kit" App

Now you can have your Owner's Manual with you wherever you are. Download our FREE App from the App Store or Google Play and you'll have the information right at your fingertips.

**Your PUMA Dealer**

**GVWR (Gross Vehicle Weight Rating)** - is the maximum permissible weight of the unit when fully loaded. It includes all weights, inclusive of all fluids, cargo, optional equipment and accessories. For safety and product performance do NOT exceed the GVWR.

**GAWR (Gross Axle Weight Rating)** - is the maximum permissible weight, including cargo, fluids, optional equipment and accessories that can be safely supported by a combination of all axles.

**UVW (Unloaded Vehicle Weight)\*\*** - is the typical weight of the unit as manufactured at the factory. It includes all weight at the unit's axle(s) and tongue or pin and LP Gas. The UVW does not include cargo, fresh potable water, additional optional equipment or dealer installed accessories.

\*Estimated Average based on standard build optional equipment.

**CCC (Cargo Carrying Capacity)\*\*** - is the amount of weight available for fresh potable water, cargo, additional optional equipment and accessories. CCC is equal to GVWR minus UVW. Available CCC should accommodate fresh potable water (8.3 lbs per gallon). Before filling the fresh water tank, empty the black and gray tanks to provide for more cargo capacity.

\*\*Estimated average based on standard build optional equipment.

Each Forest River RV is weighed at the manufacturing facility prior to shipping. A label identifying the unloaded vehicle weight of the actual unit and the cargo carrying capacity is applied to every Forest River RV prior to leaving our facilities. The load capacity of your unit is designated by weight, not by volume, so you cannot necessarily use all available space when loading your unit.

All information contained in this brochure is believed to be accurate at the time of publication. However, during the model year, it may be necessary to make revisions and Forest River, Inc., reserves the right to make all such changes without notice, including prices, colors, materials, equipment and specifications as well as the addition of new models and the discontinuance of models shown in this brochure. Therefore, please consult with your Forest River dealer and confirm the existence of any materials, design or specifications that are material to your purchase decision.

©2017 Puma by Palomino a Division of Forest River, Inc., a Berkshire Hathaway company. All Rights Reserved. 3/18



### PRE-DELIVERY INSPECTION FACILITY

20,000 square feet of quality assurance. The bare essentials for a premium product. This state-of-the-art facility gives immediate daily feedback to production for quality assurance in every unit built.

### 24/7 EMERGENCY ROADSIDE ASSISTANCE

For a worry-free ownership experience

Forest River includes one

year of Coach-Net RV Technical & Roadside

Assistance with each RV purchase. Whether new to the RV lifestyle or an experienced RV enthusiast, Forest River owners have 24/7 access to technical, operational and emergency road service coverage throughout the US & Canada.

Coach-Net's fast, dependable service is just a phone call away.

**Coach-Net®**

RV Technical & Roadside Assistance



### Learn More

Scan this barcode using a QR Reader on your smart phone to learn more about Forest River.



A Berkshire Hathaway company.

**FREE MEMBERSHIP**  
to Forest River Owners' Group

[www.forestriverfrog.com](http://www.forestriverfrog.com)



### CUSTOMER SATISFACTION



[www.ForestRiverBuyLocal.com](http://www.ForestRiverBuyLocal.com)