

Vintage CRUISER

A "Quality Circle"
Award Winner!



The Best of the Old and the Best of the New - Together at last!

Vintage CRUISER

*The fun of the 50's,
the technology of the 21st Century!*

Colors, interior design, and graphics of the all-new Vintage Cruisers recall the flat-out fun of the 50's - But don't worry - All the latest features are here, too, including the all-important microwave oven, Blue Tooth-enabled home theater system, cool, efficient LED lights, and wiring for satellite, cable, solar power and HDTV.

Take your pick! Teal & Cream, Crimson & Cream, Canary & Cream, and the Knotty Pine of our Estate Wagon option - Any way you go, you'll take the fun of the 50's with you.



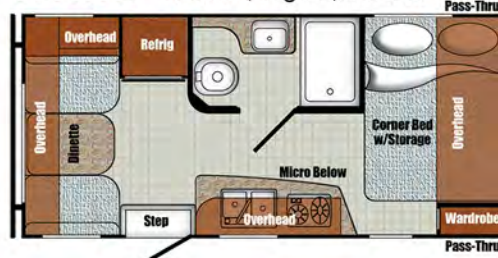
A. Spacious dinette in Teal & Cream, w/two-tone cushions, three picture windows, overhead storage, under-dinette storage, side shelf, home theater stereo & double-trumpet light.
B. Galley w/microwave, 2-burner cooktop, power vent hood, two-door refrigerator & double-bowl sink w/hi-arc faucet.
C. Ingenious new Murphy Bed that folds out from front wall to provide a large, flat, firm, comfy bed in the 19BFD and 23BHS. 19BFD with Wood Estate Wagon interior shown.

D. Bedroom w/underbed storage, two windows, shirt closets, overhead storage, LED reading lights & HDTV hookups.
E. Entertainment center w/HDTV option on swing-arm bracket.
F. Crimson & Cream galley kitchen showing double sink, stainless steel appliances, and Cabinets.
G. NEW Canary & Cream decor brings cheery sunlight inside!
NOTE: Many of our most popular features & options are part of the "Vintage Package," included on every Vintage Cruiser.



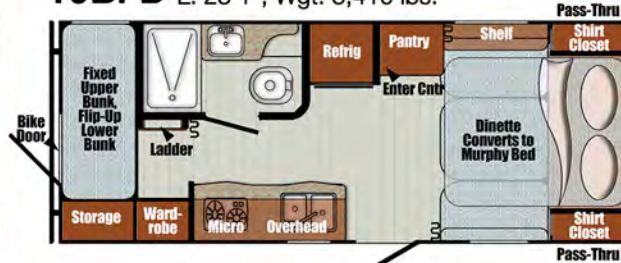
Floor Plans

17RWD L: 20'0", Wgt: 2,825 lbs.

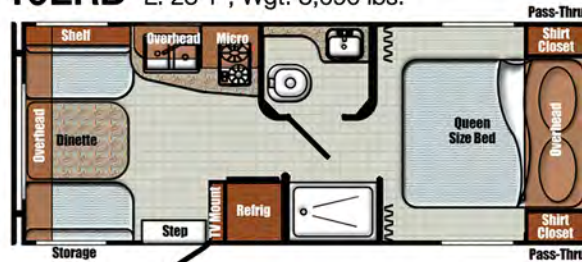


NEW Bunkhouse

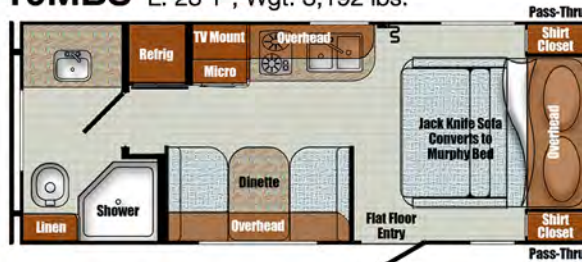
19BFD L: 23'1", Wgt: 3,410 lbs.



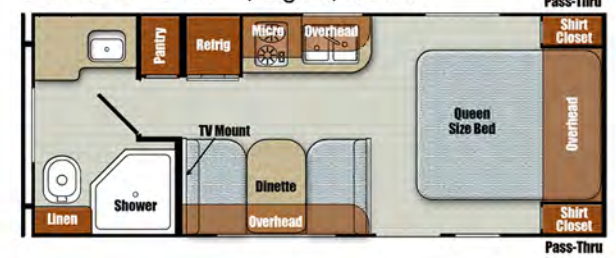
19ERD L: 23'1", Wgt: 3,090 lbs.



19MBS L: 23'1", Wgt: 3,192 lbs.



19RBS L: 23'1", Wgt: 3,161 lbs.



NEW Bunkhouse

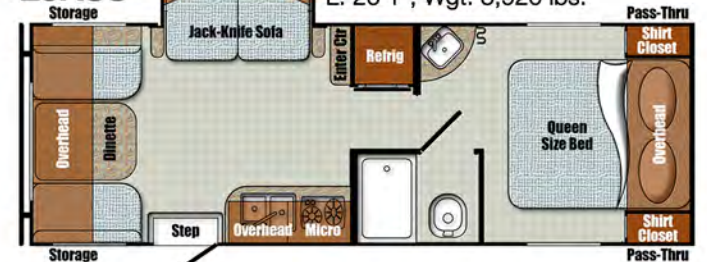
23BHS L: 26'1" Wgt: 4,253



23QBS L: 26'1" Wgt: 4,038



23RSS L: 26'1", Wgt: 3,920 lbs.



Construction Highlights

Your Vintage Cruiser is built with quality and care by Gulf Stream Coach craftspeople, and features:

- Vacuum-bonded laminated walls and floor.
- Mold, mildew, and rot-free synthetic substrate & rigid polyfoam insulation in walls.
- Seamless fiberglass roof that extends from the front hitch "A" to the rear bumper.
- Rigid, lightweight welded aluminum frame.
- Fuel-saving aerodynamic profile.

Quality Circle Award Winner

Chosen by members of the Recreational Vehicle Dealers Association for industry-leading product quality, service, warranty, and sales; the highest distinction offered to RV manufacturers.



Standard Features

Decor

- High-Performance Vinyl Flooring
- Easy-Care Wall & Ceiling Vinyl
- Wood Cabinet Stiles, pocket-screwed Frames
- Fine-Grained Cabinetry

Heating & Cooling

- Prewired for Roof Air Conditioner
- 20,000 BTU Furnace w/Wall Thermostat (16,000 BTU on 17RWD)
- 6 Gal DSI Gas Water Heater

Safety

- Break-Away Switch; Safety Chains
- Wall-Mount Fire Extinguisher
- Smoke Detector, Combo LP & CO Detector

Electrical/Power

- Satellite & Cable-Ready Prep
- Multiple USB Charging Ports inside & out
- Monitor Panel
- Hitch Light
- LED Running Lights
- LED Pass Through Storage Light w/Switch
- LED Step Light w/Switch
- LED Interior Ceiling Lights
- Non-Directional TV Antenna w/Booster
- Solar-Ready & Back-Up Camera Prep
- 30 Amp 30' Power Cord w/Storage
- 55 Amp Converter/Charger w/LED lights
- Power Range Hood w/Light
- Back-Up Camper Ready

Bath

- Foot Flush Toilet
- High Velocity Bath Vent
- Wood Medicine Cabinet w/Mirror
- Radius Shower Curtain
- Tub/Shower Surround
- 24" x 36" Shower (19ERD, 19BFD)
- 32" x 32" NeoAngle Shower (19RBS, 23BHS)
- 24" x 36" Tub (17RWD, 23RSS)

Furnishing

- Booth Dinette
- Bed w/64" x 70" Mattress (n/a 17RWD)
- Comfort Series Jack Knife Sofa (23RSS)
- Murphy Bed (19BFD, 23BHS)
- (2) 28" x 74" Bunks (19BFD, 23BHS)

Windows & Doors

- Friction Hinged Entry Door
- Black Radius Tinted Windows
- Radius Storage Doors w/Magnetic Catches

Exterior

- One Piece Fiberglass Roof, Front/Rear Walls
- Six-Sided Welded Aluminum Frame, Vacuum Bonded Walls
- Light Weight Chassis
- Laminated Floor w/Lauan Substrate
- Laminated Fiberglass Sidewalls w/exterior layer of Azdel Composite Substrate
- Easy-Lube Axles
- In-Floor Spare Tire Storage under Bed

Popular Options

- 3-Burner Range w/Oven
- Interior & Exterior TV Mounting Brackets
- Electric Awning w/LED Strip Light (required)
- Outdoor Speakers (required)
- Wide White-Wall Radial Tires
- Power Tongue Jack in place of Manual Jack
- 19" and/or 32" LED HDTV
- Glass Shower Door (19RBS, 23BHS)
- Soft-Touch Shower Door (17RWD, 19ERD, 23RSS)
- 13,500 BTU Air Conditioner (non-ducted)
- Blue Tooth Home Theater Stereo w/Speakers
- Premium Foam Mattress
- 14" Spare Tire
- Outside Spray Port
- 6 Gal DSI Gas/Electric Water Heater
- Sink Covers
- Black Tank Flush

Vintage CRUISER

The latest from Vintage Cruiser: We've captured the memories of family vacations of the 50's and 60's in our "Wood Estate Wagon" Package with wood-look graphics outside and a knotty pine styled interior. Ask your dealer about it!



Wood Estate Wagon Package



Specifications

Model	17RWD	19BFD	19ERD	19MBS	19RBS	23BHS	23QBS	23RSS
Length	20'0"	23'1"	23'1"	23'1"	23'1"	26'1"	26'1"	26'1"
Height w/AC	10'2"	10'2"	10'2"	10'2"	10'2"	10'6"	10'6"	10'6"
Width	7'6"	7'6"	7'6"	7'6"	7'6"	7'6"	7'6"	7'6"
Dry Weight lbs.	2,825	3,410	3,090	3,192	3,161	4,253	4,038	3,920
Hitch Weight lbs.	290	480	370	420	380	480	440	420
Carrying Cap. lbs.	1,125	1,550	1,294	1,228	1,219	1,827	2,002	2,140
Fresh Water gal.	27	27	27	27	27	27	27	27
Grey/Black Tanks gal.	33/33	33/33	33/33	33/33	33/33	33/33	33/33	33/33
Water Heater gal.	6	6	6	6	6	6	6	6
LP Capacity lbs.	2 x 20	2 x 20	2 x 20	2 x 20	2 x 20	2 x 20	2 x 20	2 x 20

Specifications are approximate and subject to change. Check the Weight Sticker on your unit for actual weights.

Vintage Package *(Included, required)*

You get all this!

- Vintage Exterior Graphics w/Oyster Glass
- Vintage Bumper, A-Frame & Radius Metal, Fender Skirts, & Rims
- 14" Radial Tires w/Moon Hubcaps
- Front & Rear Brushed Aluminum Diamond Plate
- Woodgrain Vinyl Flooring
- All Woodgrain Interior
- Vintage Theme Decorative Border
- Cream Countertop w/Self-Edging
- Bedroom Reading Lights
- Stainless Microwave & 2-Burner Cooktop w/Cover
- 6 cu. ft. Double Door Refrigerator/Freezer (n/a 17RWD)
- Vintage Flat Cabinet Doors
- Vintage Dinette
- Vintage Drape Package w/Decorative Rods
- Vintage Custom Comforter w/Vintage Logo Pillow Shams
- Vintage Double Trumpet Dinette Light
- Pearl Fabric Shower Curtain



QUALITY • INNOVATION • VALUE

503 South Oakland Avenue
Nappanee, IN 46550

www.gulfstreamcoach.com

Your Gulf Stream Coach Dealer:

Specifications, materials, & standard features are subject to change without further notice. Not responsible for typographical errors. Some items shown are extra cost options. Visit www.gulfstreamcoach.com or check with a local dealer for more information.
©Gulf Stream Coach, Nappanee, IN USA * #VIN122017