



*Ultra Lite*

SHADOW CRUISER





Established in 1988, Cruiser RV, sets the bar high in the fiberglass ultra-lite market. From day one our goal has been to provide a lightweight, feature packed, travel trailer built with quality from the ground up. Innovative floor plans and quality components help ensure our customers enjoy their camping experience with us.



Model 280QBS



Extended Season




Tongue & Groove Plywood Flooring



Oversized Storage 36'+ cu. ft.



Dual Ducted A/C System



Keyed Alike



Barreled Ceilings



Model 280QBS



Model 277BHS



## Lightweight Family Fun

The Shadow Cruiser line is all about family fun! Many of its popular floor plan models feature unique bunkhouse designs for the convenience of sleeping up to 10, yes 10! You'll love how easy these lightweight travel trailers are to tow as well. Because of their aluminum-framed construction, laminated walls and aerodynamic front caps, they are towable by a half-ton truck vs. the heavy-duty vehicles many other RVs require. And did we mention they are affordable even to the budget-minded consumer?



Slam Latch System



Stainless Steel Sink  
w/Cover



Bluetooth HDMI  
DVD/Stereo



Hidden Hinge  
Hardwood Cabinets



LED Lighting



Control Panel

From hardwood framed cabinetry, hidden hinges, stainless steel kitchen appliances, and full extension drawers every Cruiser RV floor plan is designed with the customer in mind. Enjoy spacious countertops, ample storage, and comfortable furniture on your camping adventure wherever that may take you.



Model 225 RBS



Model 280 QBS



Model 277 BHS

# How We Build Your *Shadow Cruiser*

## 1 Foundation

Every Cruiser model offers a powder coated steel frame engineered precisely for that floor plan. Before the RV gets built we install a fully insulated floor with residential 5/8" tongue & groove plywood. Better material equals a better product and a solid foundation is an integral part of the Cruiser process.

## 2 Extended Season

Before our insulated floor is secured we install a full layer of Flex Foil insulation in the frame cavity that also lays under the holding tanks. A separate heat duct is ran from our furnace directly to the holding tanks to force heat into that area allowing our products to be used in colder climates.

## 3 Lamination That Lasts

The Cruiser RV sidewall is created using the latest technologies in lamination. High density block foam insulation with double luan barrier protection help keep the inside protected from the outside weather.

## 4 Full Walkable Roof

Welded aluminum roof trusses spaced 16" O.C. front to back allow us to offer you a stronger and fully walkable roof. Dual A/C ducts are ran to offer better distribution of A/C throughout the inside. Residential insulation is then laid on top of those A/C ducts allowing the air to stay cooler as it enters your living space. A 3/8 overlayment is then secured on top before its finished with our durable vinyl roof.



## 5 Heavy Duty Components

Throughout the RV you will find heavy duty components designed to give our customers lower maintenance, better longevity, and more reliability. You can't build quality unless you use the proper materials. You will find Dexter Axles, heavy duty tires with aluminum rims, under every Cruiser RV unit to ensure safety and comfort when traveling or set up at your favorite campsite.

### Painted Caps & Diamond Plate

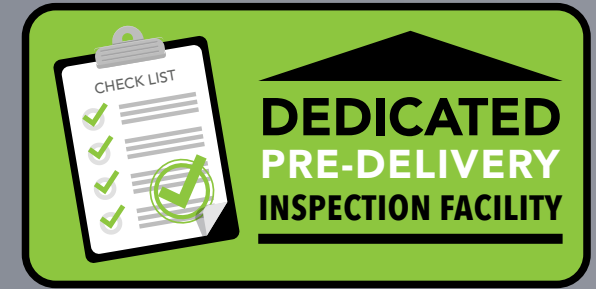
We protect your investment with a painted front cap standard including a durable clear coat and diamond plate metal rock guard on the lower front quarter.





### Hidden Storage

Creative use of every cubic foot gains you more usable storage and swing out doors give you easy access to under booth storage



A team of highly trained professionals thoroughly inspect every Shadow Cruiser Ultra-Lite from fit & finish to testing every component so when they reach our valued dealer it is ready to go. We care about the quality of our customer's experience and have spent lots of resources to ensure they get a product they can rely on.



## Standard Features

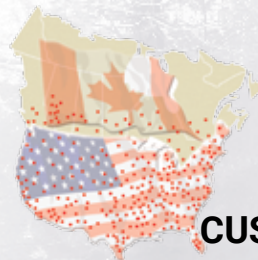

- LED interior lighting
- Block foam insulation
- Residential-style free standing furniture with top-stitching
- 6' 9" vaulted ceiling
- Dual ducted 13.5 BTU A/C
- Hardwood framed cabinet doors
- Designer accent walls
- Shaw carpet with R2X stain-resistance treatment
- Steel ball-bearing, full extension drawer guides
- High-rise kitchen faucet
- Double door refrigerator
- Queen bed
- Charging station with 12v and USB
- High gloss Platinum fiberglass exterior
- 2-tone painted fiberglass front cap with LED lighting
- Slam latch baggage doors with magnetic latches
- E-Z lube hubs
- 30" main entry door
- Triple entry steps with courtesy lighting
- Exterior wall mount speakers with LED light
- Power awning with LED light strip
- LED-lit pass-thru storage
- 6 gal DSI gas/electric water heater
- Electric slide-outs
- Black tank flush
- 5/8" tongue and groove plywood flooring

## Options

- LED TV
- Bumper Mount LP BBQ grill
- 15K BTU A/C upgrade
- 50 amp service (some models)
- 2nd 13.5k BTU A/C (requires 50 amp service)
- Jackknife sofa in place of dinette (200RBS only)
- Power tongue jack



CRUISER RV POUPLY PARTNERS WITH THE HIGHEST QUALITY VENDORS  
in manufacturing our recreational vehicles:



**CRUISER RV**

**CUSTOMER SERVICE**

**WE'VE GOT YOUR BACK!**

Over 40 men and women located in a dedicated facility servicing our customers every day. With a dealer network of over 400 locations across the U.S. and Canada, you're never far from an authorized Cruiser RV dealer.

www.CRUISERRV.com



**Experience:**

Product Walk-Through Videos  
Side By Side Comparisons  
Feature Videos • Photo Galleries  
Virtual 360° Tours  
Detailed Floor Plans  
News • Testimonials  
Dealer Locator • Owners Club  
Customer Service • Service Locator  
and More at our Informative Web Site



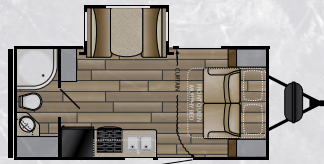
## BENEFITS OF PURCHASING YOUR RV LOCALLY:

- You enjoy valuable relationship building with Dealer Representatives, close to your home, who will explain the features and benefits of the product.
- You receive a full product orientation prior to delivery, which includes hands-on directions for many of the coach's systems and functions. You are also introduced to the Dealership's Service/Parts/Warranty personnel who are at the ready to help you with any issues you may encounter, now and in the future.
- You enjoy customer PRIORITY. Dealerships generally service their purchasing customers first - others may experience long delays and miss opportunities to use their RV. What is it worth for you to have a dealership's full attention and motivation to satisfy you when you need service – in a timely manner?
- Valuable TAX dollars and jobs stay in YOUR community which pays for your roads, schools, police and fire departments.

## DON'T UNDERESTIMATE CUSTOMER SERVICE AND PERSONAL CARE!

For Canadian Residents: If you purchase an RV out-of-country, there are additional fees, taxes and inspections that must be met before bringing your product home. Your local Canadian dealers are experts in these provisions.

# SHADOW CRUISER



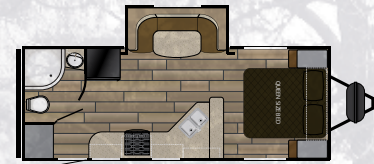
SC 193 MBS



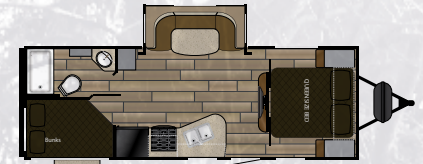
SC 195 WBS



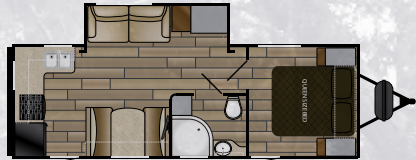
SC 200 RDS



SC 225 RBS



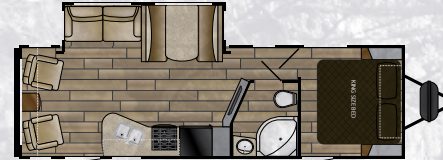
SC 240 BHS



SC 251 RKS



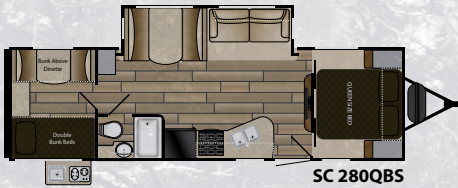
SC 260 RBS



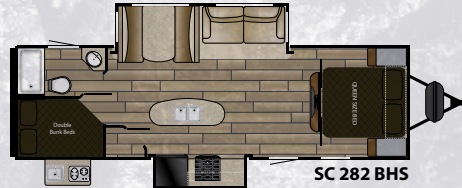
SC 263 RLS



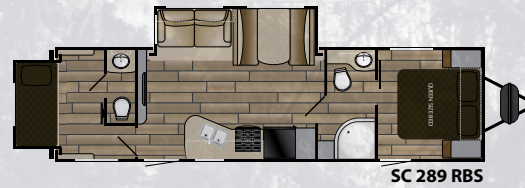
SC 277 BHS



SC 280QBS



SC 282 BHS



SC 289 RBS



SC 313 BHS

Model	193 MBS	195 WBS	200 RDS	225 RBS	240 BHS	251 RKS	260 RBS	263 RLS	277 BHS	280 QBS	282 BHS	289 RBS	313 BHS
Length	22' 0"	22' 0"	24' 3"	25' 10"	27' 7"	28' 6"	30' 10"	31' 6"	32' 10"	31' 11"	31' 11"	34' 9"	35' 5"
Dry	4,165	3,900	4,800	4,295	4,730	5,005	5,920	5,605	6,640	5,450	5,930	6,605	6,529
Hitch	560	540	480	355	550	420	780	660	660	690	675	820	790
Height	10' 11"	10' 11"	11' 2"	10' 10"	10' 11"	11' 0"	10' 11"	10' 11"	10' 11"	10' 11"	10' 10"	11' 2"	11' 2"
Awning	12'	12'	16'	14'	20'	20'	20'	20'	20'	18'	18'	20'	19'
Tanks	44 <sup>F</sup> 30 <sup>G</sup> 30 <sup>B</sup>	44 <sup>F</sup> 30 <sup>G</sup> 30 <sup>B</sup>	44 <sup>F</sup> 30 <sup>G</sup> 30 <sup>B</sup>	44 <sup>F</sup> 30 <sup>G</sup> 30 <sup>B</sup>	44 <sup>F</sup> 30 <sup>G</sup> 30 <sup>B</sup>	44 <sup>F</sup> 30 <sup>G</sup> 30 <sup>B</sup>	44 <sup>F</sup> 30 <sup>G</sup> 30 <sup>B</sup>	44 <sup>F</sup> 30 <sup>G</sup> 30 <sup>B</sup>	44 <sup>F</sup> 30 <sup>G</sup> 30 <sup>B</sup>	44 <sup>F</sup> 30 <sup>G</sup> 30 <sup>B</sup>	44 <sup>F</sup> 30 <sup>G</sup> 30 <sup>B</sup>	44 <sup>F</sup> 87 <sup>G</sup> 30 <sup>B</sup>	44 <sup>F</sup> 30 <sup>G</sup> 30 <sup>B</sup>

Your Local Cruiser RV Dealer:



MADE IN THE U.S.A.

Product information is as accurate as possible as of the date of publication of this brochure. Due to Cruiser RV's commitment to continuous product improvement - floorplans, materials, components, features, measurements, specifications, options, etc. are subject to change at any time without notice or obligation. In certain conditions some additional equipment may be needed. Photos may show optional equipment or props used for photography purposes only.

Cruiser RV has listed the approximate base weight of the trailer without the option equipment included. Option equipment will impact the weight of the trailer. Please locate the weight sticker attached to the trailer you are considering for the most accurate trailer weight.

Tow Vehicle Caution: Owners of Cruiser recreational vehicles are solely responsible for the selection and proper use of tow vehicles. All customers should consult with a motor vehicle manufacturer or their dealer concerning the purchase and use of suitable tow vehicles for Cruiser RV products. Cruiser RV disclaims any liability or damages suffered as a result of the selection, operation, use or misuse of a tow vehicle. Cruiser RV's limited warranty does not cover damage to the recreational vehicle or the tow vehicle as a result of the selection of the tow vehicle.