

Pleasure-Way

2012 Brochure



Pleasure-Way

2012 Brochure



Pleasure-Way



2012 Basis

The new Basis is an affordable entry level class B motorhome that blends the same superior craftsmanship Pleasure-Way is renowned for, with a few less frills. The Basis is fully self-contained and incorporates such standard features as; built in roof air conditioner, awning, maple cabinetry, dual coach batteries, seating for four and sleeping for two. Built on the Chevrolet Express 3500 chassis, the Basis showcases a fuel efficient 4.8 L V8 engine and six speed transmission.



Pleasure-Way



2012 Basis

The new Basis is an affordable entry level class B motorhome that blends the same superior craftsmanship Pleasure-Way is renowned for, with a few less frills. The Basis is fully self-contained and incorporates such standard features as; built in roof air conditioner, awning, maple cabinetry, dual coach batteries, seating for four and sleeping for two. Built on the Chevrolet Express 3500 chassis, the Basis showcases a fuel efficient 4.8 L V8 engine and six speed transmission.



2012 COACH SPECIFICATIONS

NORCOLD AC/DC 3 CU FT FRIDGE
11,000 BTU COOL CAT AIR CONDITIONER & HEAT PUMP
11' FIAMMA AWNING
MANUAL REAR SOFA
INCANDESCENT LIGHTS
SURFACE MOUNT 2 BURNER STOVE
MICROWAVE OVEN
LAMINATE COUNTER TOP
STAINLESS STEEL SINK
DOUBLE TAP FAUCET
16,000 BTU FURNACE
SIX GAL SUBURBAN WATER HEATER
WATER HEATER BYPASS
LP, CO & SMOKE DETECTOR
5 POUND FIRE EXTINGUISHER
MONITOR PANEL, HOLDING TANKS, & BATTERY
14 X 14 ROOF VENT
45 AMP CONVERTER WITH CHARGE WIZARD
COACH BATTERY DISCONNECT
NON SLIDING DUAL COACH BATTERIES
MEDIUM DENSITY FOAM REAR CUSHIONS
TEMPORARY BATHROOM
THETFORD TOILET
FLIP UP COUNTER EXTENSION
HARD ROCK OR COGNAC MAPLE CABINETRY
STANDARD FABRIC UPHOLSTERY
PASS THROUGH REAR STORAGE
EXTERIOR SHOWER
CABLE TV HOOK UP
GENERATOR PREP
HITCH
MAPLE CABINET DOORS WITH OPAQUE INSERTS

OPTIONS

22" LCD TV AND DVD
2.8 KW ONAN GENERATOR

2012 CHEVROLET CHASSIS SPECIFICATIONS

9600 LB GVWR
4.8 L V8 ENGINE C/W 6 SPEED AUTO TRANSMISSION
280 HP @ 5200 RPM
295 FT / LB TORQUE @ 4600 RPM
3:42 REAR AXEL RATIO
WHEEL BASE 155"
POWER WINDOWS AND DOOR LOCKS
MANUAL EXTERIOR MIRRORS
REMOTE KEYLESS ENTRY
CHASSIS AIR CONDITIONING
CRUISE CONTROL
4 WHEEL DISC BRAKES WITH ABS
LT245/75/R16E BSW ALL SEASON TIRES
TIRE PRESSURE MONITORING SYSTEM
FUEL TANK CAPACITY 35 U.S. GAL 132 L
DRIVER AND PASSENGER AIR BAGS
STABILITRAK

CHEVROLET WARRANTY

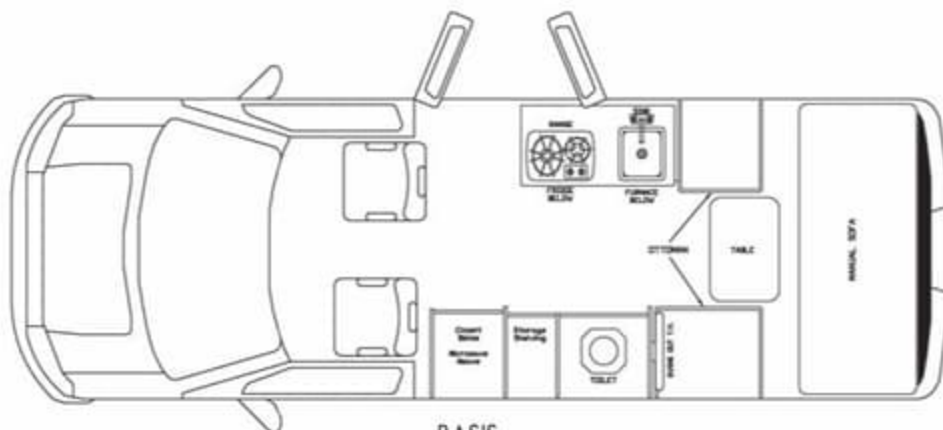
3 YEAR 36,000 MILE 60,000 KM BUMPER TO BUMPER
5 YEAR 100,000 MILE 160,000 KM POWER TRAIN
5 YEAR 100,000 MILE 160,000 KM ROADSIDE ASSISTANCE

MEASUREMENTS AND CAPACITIES

FRESH WATER CAPACITY 33 U.S. GAL 125 L
GREY WATER CAPACITY 27 U.S. GAL 97 L
BLACK WATER CAPACITY 12 U.S. GAL 45 L
PROPANE TANK 10 U.S. GAL / 37 L / 42 LBS
EXTERIOR LENGTH 20 FEET 5 INCHES (BUMPER TO BUMPER)
EXTERIOR HEIGHT 8 FEET 10 INCHES
EXTERIOR WIDTH 7 FEET 9 INCHES INC SIDE MIRROR
INTERIOR STANDING HEIGHT 73 INCHES
QUEEN BED SIZE SPACE 74" X 72"

PLEASURE-WAY WARRANTY

1 YEAR 12, 000 MILE 20,000 KM LIMITED WARRANTY



Pleasure-Way Industries
302 Portage Ave, Saskatoon Saskatchewan, Canada
800-364-0189 www.pleasureway.com

printed in Canada

Due to our policy of continuous improvement, Pleasure-Way reserves the right to make product changes at any time without incurring obligations. Van chassis standard options may also change without incurring any obligation.

2012 COACH SPECIFICATIONS

NORCOLD AC/DC 3 CU FT FRIDGE
11,000 BTU COOL CAT AIR CONDITIONER & HEAT PUMP
11' FIAMMA AWNING
MANUAL REAR SOFA
INCANDESCENT LIGHTS
SURFACE MOUNT 2 BURNER STOVE
MICROWAVE OVEN
LAMINATE COUNTER TOP
STAINLESS STEEL SINK
DOUBLE TAP FAUCET
16,000 BTU FURNACE
SIX GAL SUBURBAN WATER HEATER
WATER HEATER BYPASS
LP, CO & SMOKE DETECTOR
5 POUND FIRE EXTINGUISHER
MONITOR PANEL, HOLDING TANKS, & BATTERY
14 X 14 ROOF VENT
45 AMP CONVERTER WITH CHARGE WIZARD
COACH BATTERY DISCONNECT
NON SLIDING DUAL COACH BATTERIES
MEDIUM DENSITY FOAM REAR CUSHIONS
TEMPORARY BATHROOM
THETFORD TOILET
FLIP UP COUNTER EXTENSION
HARD ROCK OR COGNAC MAPLE CABINETRY
STANDARD FABRIC UPHOLSTERY
PASS THROUGH REAR STORAGE
EXTERIOR SHOWER
CABLE TV HOOK UP
GENERATOR PREP
HITCH
MAPLE CABINET DOORS WITH OPAQUE INSERTS

OPTIONS

22" LCD TV AND DVD
2.8 KW ONAN GENERATOR

2012 CHEVROLET CHASSIS SPECIFICATIONS

9600 LB GVWR
4.8 L V8 ENGINE C/W 6 SPEED AUTO TRANSMISSION
280 HP @ 5200 RPM
295 FT / LB TORQUE @ 4600 RPM
3:42 REAR AXEL RATIO
WHEEL BASE 155"
POWER WINDOWS AND DOOR LOCKS
MANUAL EXTERIOR MIRRORS
REMOTE KEYLESS ENTRY
CHASSIS AIR CONDITIONING
CRUISE CONTROL
4 WHEEL DISC BRAKES WITH ABS
LT245/75/R16E BSW ALL SEASON TIRES
TIRE PRESSURE MONITORING SYSTEM
FUEL TANK CAPACITY 35 U.S. GAL 132 L
DRIVER AND PASSENGER AIR BAGS
STABILITRAK

CHEVROLET WARRANTY

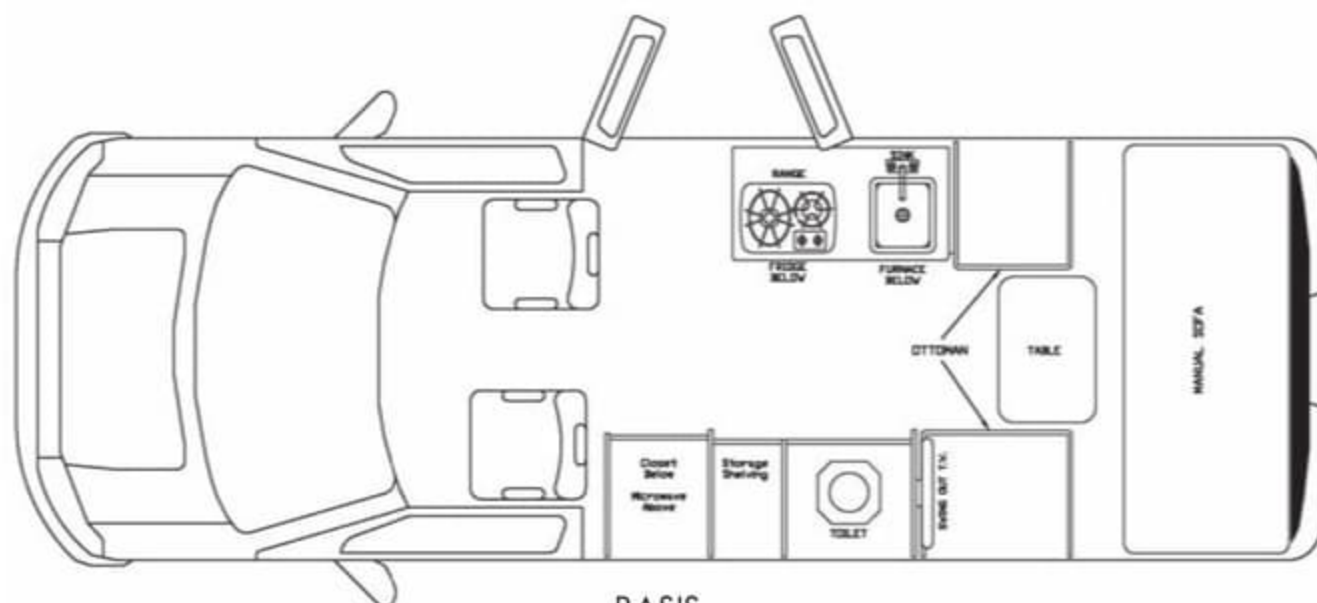
3 YEAR 36,000 MILE 60,000 KM BUMPER TO BUMPER
5 YEAR 100,000 MILE 160,000 KM POWER TRAIN
5 YEAR 100,000 MILE 160,000 KM ROADSIDE ASSISTANCE

MEASUREMENTS AND CAPACITIES

FRESH WATER CAPACITY 33 U.S. GAL 125 L
GREY WATER CAPACITY 27 U.S. GAL 97 L
BLACK WATER CAPACITY 12 U.S. GAL 45 L
PROPANE TANK 10 U.S. GAL / 37 L / 42 LBS
EXTERIOR LENGTH 20 FEET 5 INCHES (BUMPER TO BUMPER)
EXTERIOR HEIGHT 8 FEET 10 INCHES
EXTERIOR WIDTH 7 FEET 9 INCHES INC SIDE MIRROR
INTERIOR STANDING HEIGHT 73 INCHES
QUEEN BED SIZE SPACE 74" X 72"

PLEASURE-WAY WARRANTY

1 YEAR 12, 000 MILE 20,000 KM LIMITED WARRANTY



Pleasure-Way Industries
302 Portage Ave, Saskatoon Saskatchewan, Canada
800-364-0189 www.pleasureway.com

printed in Canada

Due to our policy of continuous improvement, Pleasure-Way reserves the right to make product changes at any time without incurring obligations. Van chassis standard options may also change without incurring any obligation.

Pleasure-Way



2012 Excel

Inspired by old world craftsmanship, the interior of the Excel is hand-crafted piece by piece, showcasing the intricate detail of rich maple hardwood cabinetry. The elegant design of the 2012 Excel is highlighted by: Corian® Counter Tops, Memory Foam Rear Cushions, LED Interior Lights, Pass Through Rear Storage, Ultra Leather® Fabric, 22" flatscreen TV, Swivel Front Seats, China Bowl Toilet, and an Estimated 14-16 mpg.



Pleasure-Way



2012 Excel

Inspired by old world craftsmanship, the interior of the Excel is hand-crafted piece by piece, showcasing the intricate detail of rich maple hardwood cabinetry. The elegant design of the 2012 Excel is highlighted by: Corian® Counter Tops, Memory Foam Rear Cushions, LED Interior Lights, Pass Through Rear Storage, Ultra Leather® Fabric, 22" flatscreen TV, Swivel Front Seats, China Bowl Toilet, and an Estimated 14-16 mpg.



2012 COACH SPECIFICATIONS

DOMETIC 3 WAY 3.8 CU FT FRIDGE
11,000 BTU COOL CAT AIR CONDITIONING & HEAT PUMP
11' FIAMMA AWNING
POWER REAR SOFA
LED INTERIOR LIGHTS
2 BURNER LP FLUSH MOUNT STOVE
MICROWAVE OVEN
CORIAN COUNTER TOPS
STAINLESS STEEL SINKS
16,000 BTU FURNACE
SIX GAL SUBURBAN WATER HEATER
WATER HEATER BYPASS
LP, CO & SMOKE DETECTOR
5 POUND FIRE EXTINGUISHER
MONITOR PANEL, HOLDING TANKS, & BATTERY
LOW PROFILE FAN-TASTIC FAN
45 AMP CONVERTER WITH CHARGE WIZARD
COACH BATTERY DISCONNECT
SLIDE OUT COACH BATTERY
MEMORY FOAM REAR CUSHIONS
PRIVATE BATHROOM WITH SHOWER AND SINK
THETFORD CHINA BOWL TOILET
MEDICINE CABINET
FLIP UP COUNTER EXTENSION
HARD ROCK OR COGNAC MAPLE CABINETRY
DESERT SAND OR STONE TAUPE ULTRALEATHER FABRIC
SANDALWOOD OR GREYLITE CORIAN
PASS THROUGH REAR STORAGE
REAR LOOSE LAY CARPET
EXTERIOR SHOWER
CABLE TV HOOK UP
RIDE RITE AIR HELPER SPRINGS
GENERATOR PREP
EXTERIOR SHOWER

OPTIONS

22" LCD TV AND DVD PLAYER
2.8 KW ONAN GENERATOR
CONVECTION MICROWAVE OVEN
INGOT SILVER BODY PAINT
PUEBLO GOLD BODY PAINT
FIRESTONE COMPRESSOR KIT
HITCH AND 4 POLE WIRING
6.8 L V10 ENGINE C/W 5 SPEED TRANSMISSION



EXCEL TS

2012 FORD E350 CHASSIS SPECIFICATIONS

9500 LB GVWR
5.4 L TRITON V8 C/W 4 SPEED AUTO TRANSMISSION
255 HP @ 4500 RPM
350 FT / LB TORQUE @ 2500 RPM
3:73 REAR AXEL RATIO
3500 LBS TOWING CAPACITY
WHEEL BASE 138"
POWER WINDOWS , DOOR LOCKS AND MIRRORS
REMOTE KEYLESS ENTRY
CHASSIS AIR CONDITIONING
CRUISE CONTROL
4 WHEEL DISC BRAKES WITH ABS
LT 245 /75 / R16 BSW ALL SEASON TIRES
SWIVEL DRIVER AND PASSENGER SEAT BASES
TIRE PRESSURE MONITORING SYSTEM
RSC ROLL STABILITY CONTROL
ALUMINUM WHEELS WITH STEEL SPARE
FUEL TANK CAPACITY 35 U.S. GAL 132 L
DRIVER AND PASSENGER AIR BAGS

FORD WARRANTY

3 YEAR 36,000 MILE 60,000 KM BUMPER TO BUMPER
5 YEAR 60,000 MILE 100,000 KM POWER TRAIN
5 YEAR 60,000 MILE 100,000 KM ROADSIDE ASSISTANCE

MEASUREMENTS AND CAPACITIES

FRESH WATER CAPACITY 30 U.S. GAL 113 L
GREY WATER CAPACITY 26 U.S. GAL 97 L
BLACK WATER CAPACITY 12 U.S. GAL 45 L
PROPANE TANK 8 U.S. GAL / 30 L / 34 LBS
EXTERIOR LENGTH 20 FEET 4 INCHES (BUMPER TO BUMPER)
EXTERIOR HEIGHT 9 FEET
EXTERIOR WIDTH 8 FEET 8 INCHES INC SIDE MIRROR
INTERIOR STANDING HEIGHT 74 INCHES
KING BED SIZE SPACE 73" X 81"
DRIVERS SINGLE BED SPACE 74" X 29"
PASSENGER SINGLE BED SPACE 72" X 29"

PLEASURE-WAY WARRANTY

3 YEAR 36, 000 MILE 60,000 KM LIMITED WARRANTY



EXCEL TD

Pleasure-Way Industries
302 Portage Ave, Saskatoon Saskatchewan, Canada
800-364-0189 www.pleasureway.com

printed in Canada

Due to our policy of continuous improvement, Pleasure-Way reserves the right to make product changes at any time without incurring obligations. Van chassis standard options may also change without incurring any obligation.

2012 COACH SPECIFICATIONS

DOMETIC 3 WAY 3.8 CU FT FRIDGE
11,000 BTU COOL CAT AIR CONDITIONING & HEAT PUMP
11' FIAMMA AWNING
POWER REAR SOFA
LED INTERIOR LIGHTS
2 BURNER LP FLUSH MOUNT STOVE
MICROWAVE OVEN
CORIAN COUNTER TOPS
STAINLESS STEEL SINKS
16,000 BTU FURNACE
SIX GAL SUBURBAN WATER HEATER
WATER HEATER BYPASS
LP, CO & SMOKE DETECTOR
5 POUND FIRE EXTINGUISHER
MONITOR PANEL, HOLDING TANKS, & BATTERY
LOW PROFILE FAN-TASTIC FAN
45 AMP CONVERTER WITH CHARGE WIZARD
COACH BATTERY DISCONNECT
SLIDE OUT COACH BATTERY
MEMORY FOAM REAR CUSHIONS
PRIVATE BATHROOM WITH SHOWER AND SINK
THETFORD CHINA BOWL TOILET
MEDICINE CABINET
FLIP UP COUNTER EXTENSION
HARD ROCK OR COGNAC MAPLE CABINETRY
DESERT SAND OR STONE TAUPE ULTRALEATHER FABRIC
SANDALWOOD OR GREYLITE CORIAN
PASS THROUGH REAR STORAGE
REAR LOOSE LAY CARPET
EXTERIOR SHOWER
CABLE TV HOOK UP
RIDE RITE AIR HELPER SPRINGS
GENERATOR PREP
EXTERIOR SHOWER

OPTIONS

22" LCD TV AND DVD PLAYER
2.8 KW ONAN GENERATOR
CONVECTION MICROWAVE OVEN
INGOT SILVER BODY PAINT
PUEBLO GOLD BODY PAINT
FIRESTONE COMPRESSOR KIT
HITCH AND 4 POLE WIRING
6.8 L V10 ENGINE C/W 5 SPEED TRANSMISSION



EXCEL TS

2012 FORD E350 CHASSIS SPECIFICATIONS

9500 LB GVWR
5.4 L TRITON V8 C/W 4 SPEED AUTO TRANSMISSION
255 HP @ 4500 RPM
350 FT / LB TORQUE @ 2500 RPM
3:73 REAR AXEL RATIO
3500 LBS TOWING CAPACITY
WHEEL BASE 138"
POWER WINDOWS , DOOR LOCKS AND MIRRORS
REMOTE KEYLESS ENTRY
CHASSIS AIR CONDITIONING
CRUISE CONTROL
4 WHEEL DISC BRAKES WITH ABS
LT 245 /75 / R16 BSW ALL SEASON TIRES
SWIVEL DRIVER AND PASSENGER SEAT BASES
TIRE PRESSURE MONITORING SYSTEM
RSC ROLL STABILITY CONTROL
ALUMINUM WHEELS WITH STEEL SPARE
FUEL TANK CAPACITY 35 U.S. GAL 132 L
DRIVER AND PASSENGER AIR BAGS

FORD WARRANTY

3 YEAR 36,000 MILE 60,000 KM BUMPER TO BUMPER
5 YEAR 60,000 MILE 100,000 KM POWER TRAIN
5 YEAR 60,000 MILE 100,000 KM ROADSIDE ASSISTANCE

MEASUREMENTS AND CAPACITIES

FRESH WATER CAPACITY 30 U.S. GAL 113 L
GREY WATER CAPACITY 26 U.S. GAL 97 L
BLACK WATER CAPACITY 12 U.S. GAL 45 L
PROPANE TANK 8 U.S. GAL / 30 L / 34 LBS
EXTERIOR LENGTH 20 FEET 4 INCHES (BUMPER TO BUMPER)
EXTERIOR HEIGHT 9 FEET
EXTERIOR WIDTH 8 FEET 8 INCHES INC SIDE MIRROR
INTERIOR STANDING HEIGHT 74 INCHES
KING BED SIZE SPACE 73" X 81"
DRIVERS SINGLE BED SPACE 74" X 29"
PASSENGER SINGLE BED SPACE 72" X 29"

PLEASURE-WAY WARRANTY

3 YEAR 36,000 MILE 60,000 KM LIMITED WARRANTY



EXCEL TD

Pleasure-Way Industries
302 Portage Ave, Saskatoon Saskatchewan, Canada
800-364-0189 www.pleasureway.com

printed in Canada

Due to our policy of continuous improvement, Pleasure-Way reserves the right to make product changes at any time without incurring obligations. Van chassis standard options may also change without incurring any obligation.

Pleasure-Way



2012 Lexor MP

The 2012 Lexor MP is the complete luxury touring van motorhome. With seating for up to six and sleeping for four, this coach combines the practicality of a mini van with the amenities of a motorhome. All seating surfaces are covered in fine Ultra Leather and the rich solid maple cabinetry is created by our skilled craftsman. Fuel efficient, practical and completely self-contained, you're ready for anything from family road trips to weekend tailgating.

The newly redesigned fibreglass roof discretely hides the air conditioner giving the Lexor MP a stylish and stealthy automotive appearance.



Pleasure-Way



2012 Lexor MP

The 2012 Lexor MP is the complete luxury touring van motorhome. With seating for up to six and sleeping for four, this coach combines the practicality of a mini van with the amenities of a motorhome. All seating surfaces are covered in fine Ultra Leather and the rich solid maple cabinetry is created by our skilled craftsman. Fuel efficient, practical and completely self-contained, you're ready for anything from family road trips to weekend tailgating.

The newly redesigned fibreglass roof discretely hides the air conditioner giving the Lexor MP a stylish and stealthy automotive appearance.



2012 COACH SPECIFICATIONS

DOMETIC 3 WAY 3.8 CU FT FRIDGE
11,000 BTU COOL CAT AIR CONDITIONER & HEAT PUMP
11' FIAMMA AWNING
POWER REAR SOFA
SECOND ROW SLEEPER SEATS
LED INTERIOR LIGHTS
2 BURNER LP FLUSH MOUNT STOVE
MICROWAVE OVEN
CORIAN COUNTER TOP
STAINLESS STEEL SINK
SIX GAL SUBURBAN WATER HEATER
WATER HEATER BYPASS
LP, CO & SMOKE DETECTOR
5 POUND FIRE EXTINGUISHER
MONITOR PANEL, HOLDING TANKS, & BATTERY
LOW PROFILE FAN-TASTIC FAN
45 AMP CONVERTER WITH CHARGE WIZARD
COACH BATTERY DISCONNECT
SLIDE OUT COACH BATTERY
MEMORY FOAM REAR CUSHIONS
TEMPORARY BATHROOM WITH SHOWER
THETFORD CHINA BOWL TOILET
FLIP UP COUNTER EXTENSION
HARD ROCK OR COGNAC MAPLE CABINETRY
DESERT SAND OR STONE TAUPE ULTRALEATHER FABRIC
SANDALWOOD OR GREYLITE CORIAN
REAR LOOSE LAY CARPET
CABLE TV HOOK UP
GENERATOR PREP
FRONT AND REAR BUMPER COVERS
HITCH

OPTIONS

22" LCD TV AND DVD PLAYER
2.8 KW ONAN GENERATOR
PURE SILVER METALLIC BODY PAINT
SANDSTONE GOLD BODY PAINT

2012 CHEVROLET CHASSIS SPECIFICATIONS

9600 LB GVWR
6.0 L V8 ENGINE C/W 6 SPEED AUTO TRANSMISSION
323 HP @ 4600 RPM
373 FT / LB TORQUE @ 2500 RPM
3:42 REAR AXEL RATIO
WHEEL BASE 155"
POWER WINDOWS , DOOR LOCKS AND MIRRORS
REMOTE KEYLESS ENTRY
CHASSIS AIR CONDITIONING
CRUISE CONTROL
4 WHEEL DISC BRAKES WITH ABS
LT245/75R/16E BSW ALL SEASON TIRES
SWIVEL DRIVER AND PASSENGER SEAT BASES
TIRE PRESSURE MONITORING SYSTEM
FUEL TANK CAPACITY 35 U.S. GAL 132 L
DRIVER AND PASSENGER AIR BAGS
STABILITRAK

CHEVROLET WARRANTY

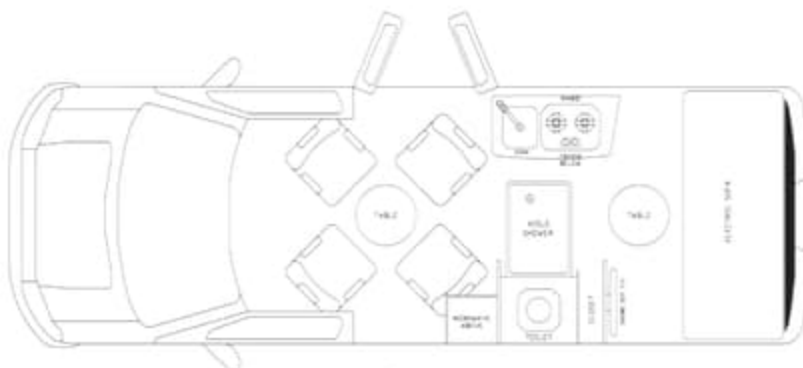
3 YEAR 36,000 MILE 60,000 KM BUMPER TO BUMPER
5 YEAR 100,000 MILE 160,000 KM POWER TRAIN
5 YEAR 100,000 MILE 160,000 KM ROADSIDE ASSISTANCE

MEASUREMENTS AND CAPACITIES

FRESH WATER CAPACITY 33 U.S. GAL 125 L
GREY WATER CAPACITY 27 U.S. GAL 97 L
BLACK WATER CAPACITY 12 U.S. GAL 45 L
PROPANE TANK 10 U.S. GAL / 37 L / 42 LBS
EXTERIOR LENGTH 20 FEET 5 INCHES (BUMPER TO BUMPER)
EXTERIOR HEIGHT 8 FEET 10 INCHES
EXTERIOR WIDTH 7 FEET 9 INCHES INC SIDE MIRROR
INTERIOR STANDING HEIGHT 73 INCHES
DOUBLE BED SIZE SPACE 54" X 72"

PLEASURE-WAY WARRANTY

3 YEAR 36,000 MILE 60,000 KM LIMITED WARRANTY



LEXOR MP

Pleasure-Way Industries
302 Portage Ave, Saskatoon Saskatchewan, Canada
800-364-0189 www.pleasureway.com

printed in Canada

Due to our policy of continuous improvement, Pleasure-Way reserves the right to make product changes at any time without incurring obligations. Van chassis standard options may also change without incurring any obligation.

2012 COACH SPECIFICATIONS

DOMETIC 3 WAY 3.8 CU FT FRIDGE
11,000 BTU COOL CAT AIR CONDITIONER & HEAT PUMP
11' FIAMMA AWNING
POWER REAR SOFA
SECOND ROW SLEEPER SEATS
LED INTERIOR LIGHTS
2 BURNER LP FLUSH MOUNT STOVE
MICROWAVE OVEN
CORIAN COUNTER TOP
STAINLESS STEEL SINK
SIX GAL SUBURBAN WATER HEATER
WATER HEATER BYPASS
LP, CO & SMOKE DETECTOR
5 POUND FIRE EXTINGUISHER
MONITOR PANEL, HOLDING TANKS, & BATTERY
LOW PROFILE FAN-TASTIC FAN
45 AMP CONVERTER WITH CHARGE WIZARD
COACH BATTERY DISCONNECT
SLIDE OUT COACH BATTERY
MEMORY FOAM REAR CUSHIONS
TEMPORARY BATHROOM WITH SHOWER
THETFORD CHINA BOWL TOILET
FLIP UP COUNTER EXTENSION
HARD ROCK OR COGNAC MAPLE CABINETRY
DESERT SAND OR STONE TAUPE ULTRALEATHER FABRIC
SANDALWOOD OR GREYLITE CORIAN
REAR LOOSE LAY CARPET
CABLE TV HOOK UP
GENERATOR PREP
FRONT AND REAR BUMPER COVERS
HITCH

OPTIONS

22" LCD TV AND DVD PLAYER
2.8 KW ONAN GENERATOR
PURE SILVER METALLIC BODY PAINT
SANDSTONE GOLD BODY PAINT

2012 CHEVROLET CHASSIS SPECIFICATIONS

9600 LB GVWR
6.0 L V8 ENGINE C/W 6 SPEED AUTO TRANSMISSION
323 HP @ 4600 RPM
373 FT / LB TORQUE @ 2500 RPM
3:42 REAR AXEL RATIO
WHEEL BASE 155"
POWER WINDOWS , DOOR LOCKS AND MIRRORS
REMOTE KEYLESS ENTRY
CHASSIS AIR CONDITIONING
CRUISE CONTROL
4 WHEEL DISC BRAKES WITH ABS
LT245/75R/16E BSW ALL SEASON TIRES
SWIVEL DRIVER AND PASSENGER SEAT BASES
TIRE PRESSURE MONITORING SYSTEM
FUEL TANK CAPACITY 35 U.S. GAL 132 L
DRIVER AND PASSENGER AIR BAGS
STABILITRAK

CHEVROLET WARRANTY

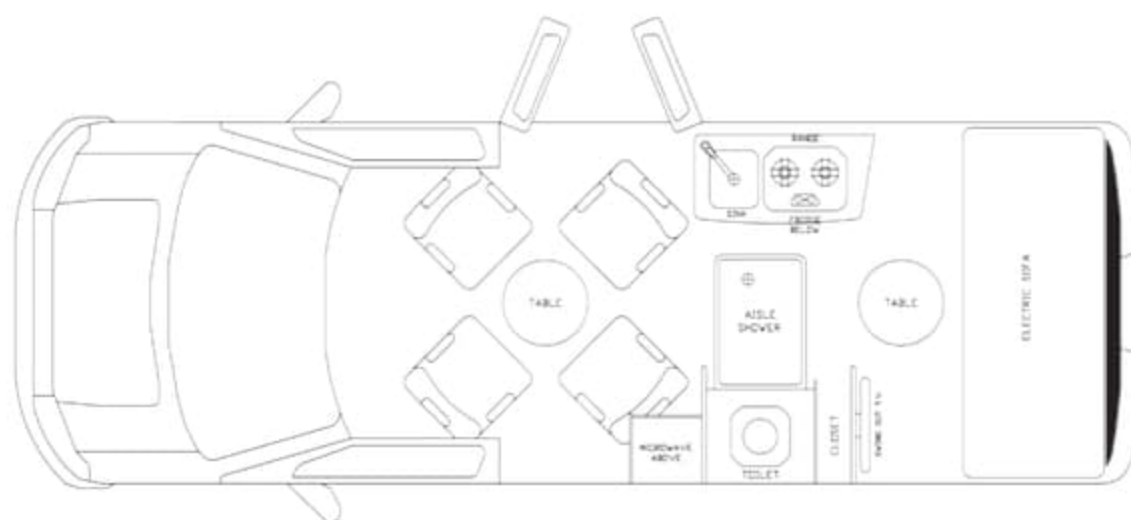
3 YEAR 36,000 MILE 60,000 KM BUMPER TO BUMPER
5 YEAR 100,000 MILE 160,000 KM POWER TRAIN
5 YEAR 100,000 MILE 160,000 KM ROADSIDE ASSISTANCE

MEASUREMENTS AND CAPACITIES

FRESH WATER CAPACITY 33 U.S. GAL 125 L
GREY WATER CAPACITY 27 U.S. GAL 97 L
BLACK WATER CAPACITY 12 U.S. GAL 45 L
PROPANE TANK 10 U.S. GAL / 37 L / 42 LBS
EXTERIOR LENGTH 20 FEET 5 INCHES (BUMPER TO BUMPER)
EXTERIOR HEIGHT 8 FEET 10 INCHES
EXTERIOR WIDTH 7 FEET 9 INCHES INC SIDE MIRROR
INTERIOR STANDING HEIGHT 73 INCHES
DOUBLE BED SIZE SPACE 54" X 72"

PLEASURE-WAY WARRANTY

3 YEAR 36,000 MILE 60,000 KM LIMITED WARRANTY



LEXOR MP

Pleasure-Way Industries
302 Portage Ave, Saskatoon Saskatchewan, Canada
800-364-0189 www.pleasureway.com

printed in Canada

Due to our policy of continuous improvement, Pleasure-Way reserves the right to make product changes at any time without incurring obligations. Van chassis standard options may also change without incurring any obligation.



2012 Lexor

Proof that good things come in small packages, the 2012 Lexor is the perfect combination of mobility, versatility and quality. The 155 inch wheel base of the Chevrolet Express chassis is nimble and responsive creating an enjoyable driving experience. The newly re-designed roof discreetly conceals the coach air conditioner creating a stylish automotive look.





2012 Lexor

Proof that good things come in small packages, the 2012 Lexor is the perfect combination of mobility, versatility and quality. The 155 inch wheel base of the Chevrolet Express chassis is nimble and responsive creating an enjoyable driving experience. The newly re-designed roof discreetly conceals the coach air conditioner creating a stylish automotive look.



2012 COACH SPECIFICATIONS

DOMETIC 3 WAY 3.8 CU FT FRIDGE
11,000 BTU COOL CAT AIR CONDITIONER & HEAT PUMP
11' FIAMMA AWNING
POWER REAR SOFA
LED INTERIOR LIGHTS
2 BURNER LP FLUSH MOUNT STOVE
MICROWAVE OVEN
CORIAN COUNTER TOPS
STAINLESS STEEL SINKS
16,000 BTU FURNACE
SIX GAL SUBURBAN WATER HEATER
WATER HEATER BYPASS
LP, CO & SMOKE DETECTOR
5 POUND FIRE EXTINGUISHER
MONITOR PANEL, HOLDING TANKS, & BATTERY
LOW PROFILE FAN-TASTIC FAN
45 AMP CONVERTER WITH CHARGE WIZARD
COACH BATTERY DISCONNECT
SLIDE OUT COACH BATTERY
MEMORY FOAM REAR CUSHIONS
PRIVATE BATHROOM WITH SHOWER AND SINK
THETFORD CHINA BOWL TOILET
FLIP UP COUNTER EXTENSION
HARD ROCK OR COGNAC MAPLE CABINETRY
DESERT SAND OR STONE TAUPE ULTRALEATHER FABRIC
SANDALWOOD OR GREYLITE CORIAN
PASS THROUGH REAR STORAGE
FRONT AND REAR LOOSE LAY CARPET
EXTERIOR SHOWER
CABLE TV HOOK UP
GENERATOR PREP
FRONT AND REAR BUMPER COVERS
HITCH

OPTIONS

22" LCD TV AND DVD PLAYER
2.8 KW ONAN GENERATOR
PURE SILVER METALLIC BODY PAINT
SANDSTONE GOLD BODY PAINT

2012 CHEVROLET CHASSIS SPECIFICATIONS

9600 LB GVWR
6.0 L V8 ENGINE C/W 6 SPEED AUTO TRANSMISSION
323 HP @ 4600 RPM
373 FT / LB TORQUE @ 2500 RPM
3:42 REAR AXEL RATIO
WHEEL BASE 155"
POWER WINDOWS , DOOR LOCKS AND MIRRORS
REMOTE KEYLESS ENTRY
CHASSIS AIR CONDITIONING
CRUISE CONTROL
4 WHEEL DISC BRAKES WITH ABS
LT245/75R/16E BSW ALL SEASON TIRES
SWIVEL DRIVER AND PASSENGER SEAT BASES
TIRE PRESSURE MONITORING SYSTEM
FUEL TANK CAPACITY 35 U.S. GAL 132 L
DRIVER AND PASSENGER AIR BAGS
STABILITRAK

CHEVROLET WARRANTY

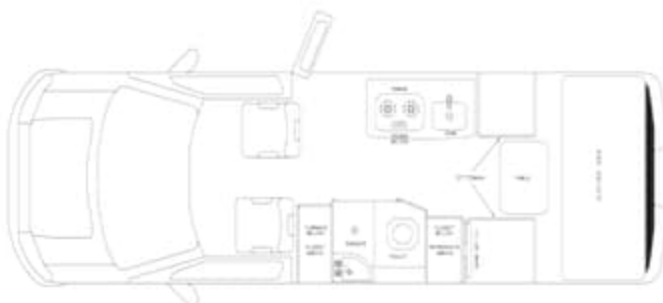
3 YEAR 36,000 MILE 60,000 KM BUMPER TO BUMPER
5 YEAR 100,000 MILE 160,000 KM POWER TRAIN
5 YEAR 100,000 MILE 160,000 KM ROADSIDE ASSISTANCE

MEASUREMENTS AND CAPACITIES

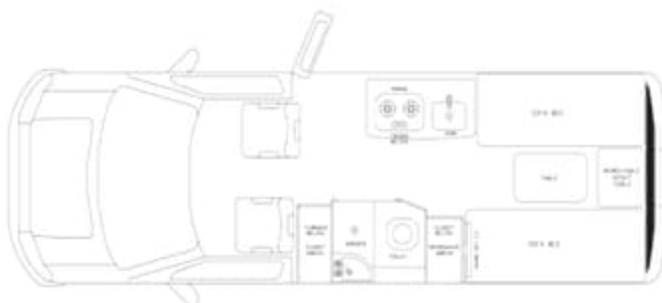
FRESH WATER CAPACITY 33 U.S. GAL 125 L
GREY WATER CAPACITY 27 U.S. GAL 97 L
BLACK WATER CAPACITY 12 U.S. GAL 45 L
PROPANE TANK 10 U.S. GAL / 37 L / 42 LBS
EXTERIOR LENGTH 20 FEET 5 INCHES (BUMPER TO BUMPER)
EXTERIOR HEIGHT 8 FEET 10 INCHES
EXTERIOR WIDTH 7 FEET 9 INCHES INC SIDE MIRROR
INTERIOR STANDING HEIGHT 73 INCHES
QUEEN BED SIZE SPACE 74" X 72"
DRIVERS SINGLE BED SPACE 74" X 26"
PASSENGER SINGLE BED SPACE 69" X 26"

PLEASURE-WAY WARRANTY

3 YEAR 36,000 MILE 60,000 KM LIMITED WARRANTY



LEXOR TS



LEXOR TD

Pleasure-Way Industries
302 Portage Ave, Saskatoon Saskatchewan, Canada
800-364-0189 www.pleasureway.com

printed in Canada

Due to our policy of continuous improvement, Pleasure-Way reserves the right to make product changes at any time without incurring obligations. Van chassis standard options may also change without incurring any obligation.

2012 COACH SPECIFICATIONS

DOMETIC 3 WAY 3.8 CU FT FRIDGE
11,000 BTU COOL CAT AIR CONDITIONER & HEAT PUMP
11' FIAMMA AWNING
POWER REAR SOFA
LED INTERIOR LIGHTS
2 BURNER LP FLUSH MOUNT STOVE
MICROWAVE OVEN
CORIAN COUNTER TOPS
STAINLESS STEEL SINKS
16,000 BTU FURNACE
SIX GAL SUBURBAN WATER HEATER
WATER HEATER BYPASS
LP, CO & SMOKE DETECTOR
5 POUND FIRE EXTINGUISHER
MONITOR PANEL, HOLDING TANKS, & BATTERY
LOW PROFILE FAN-TASTIC FAN
45 AMP CONVERTER WITH CHARGE WIZARD
COACH BATTERY DISCONNECT
SLIDE OUT COACH BATTERY
MEMORY FOAM REAR CUSHIONS
PRIVATE BATHROOM WITH SHOWER AND SINK
THETFORD CHINA BOWL TOILET
FLIP UP COUNTER EXTENSION
HARD ROCK OR COGNAC MAPLE CABINETRY
DESERT SAND OR STONE TAUPE ULTRALEATHER FABRIC
SANDALWOOD OR GREYLITE CORIAN
PASS THROUGH REAR STORAGE
FRONT AND REAR LOOSE LAY CARPET
EXTERIOR SHOWER
CABLE TV HOOK UP
GENERATOR PREP
FRONT AND REAR BUMPER COVERS
HITCH

OPTIONS

22" LCD TV AND DVD PLAYER
2.8 KW ONAN GENERATOR
PURE SILVER METALLIC BODY PAINT
SANDSTONE GOLD BODY PAINT

2012 CHEVROLET CHASSIS SPECIFICATIONS

9600 LB GVWR
6.0 L V8 ENGINE C/W 6 SPEED AUTO TRANSMISSION
323 HP @ 4600 RPM
373 FT / LB TORQUE @ 2500 RPM
3:42 REAR AXEL RATIO
WHEEL BASE 155"
POWER WINDOWS , DOOR LOCKS AND MIRRORS
REMOTE KEYLESS ENTRY
CHASSIS AIR CONDITIONING
CRUISE CONTROL
4 WHEEL DISC BRAKES WITH ABS
LT245/75R/16E BSW ALL SEASON TIRES
SWIVEL DRIVER AND PASSENGER SEAT BASES
TIRE PRESSURE MONITORING SYSTEM
FUEL TANK CAPACITY 35 U.S. GAL 132 L
DRIVER AND PASSENGER AIR BAGS
STABILITRAK

CHEVROLET WARRANTY

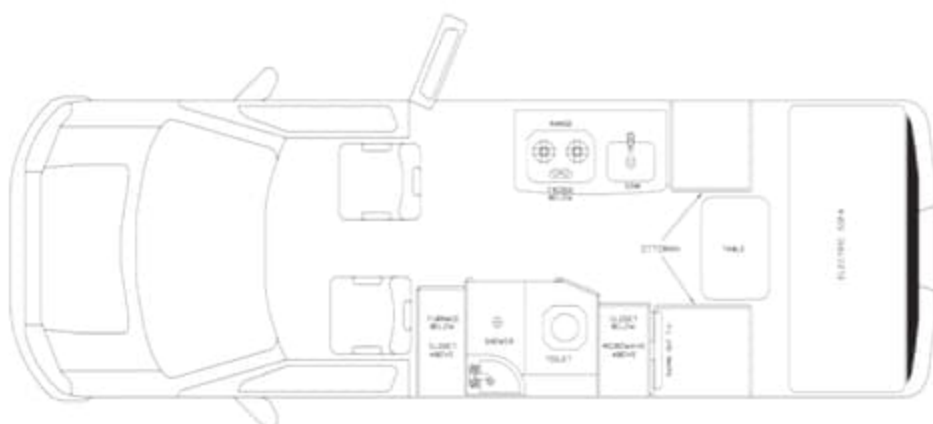
3 YEAR 36,000 MILE 60,000 KM BUMPER TO BUMPER
5 YEAR 100,000 MILE 160,000 KM POWER TRAIN
5 YEAR 100,000 MILE 160,000 KM ROADSIDE ASSISTANCE

MEASUREMENTS AND CAPACITIES

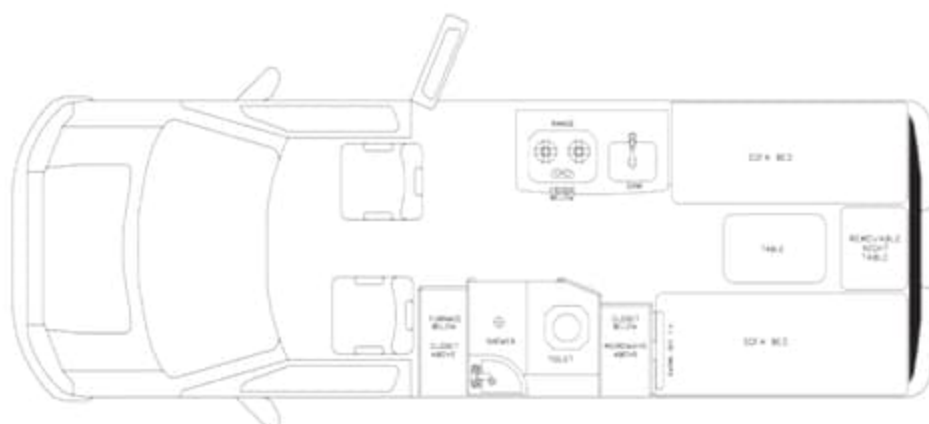
FRESH WATER CAPACITY 33 U.S. GAL 125 L
GREY WATER CAPACITY 27 U.S. GAL 97 L
BLACK WATER CAPACITY 12 U.S. GAL 45 L
PROPANE TANK 10 U.S. GAL / 37 L / 42 LBS
EXTERIOR LENGTH 20 FEET 5 INCHES (BUMPER TO BUMPER)
EXTERIOR HEIGHT 8 FEET 10 INCHES
EXTERIOR WIDTH 7 FEET 9 INCHES INC SIDE MIRROR
INTERIOR STANDING HEIGHT 73 INCHES
QUEEN BED SIZE SPACE 74" X 72"
DRIVERS SINGLE BED SPACE 74" X 26"
PASSENGER SINGLE BED SPACE 69" X 26"

PLEASURE-WAY WARRANTY

3 YEAR 36,000 MILE 60,000 KM LIMITED WARRANTY



LEXOR TS



LEXOR TD

Pleasure-Way Industries
302 Portage Ave, Saskatoon Saskatchewan, Canada
800-364-0189 www.pleasureway.com

printed in Canada

Due to our policy of continuous improvement, Pleasure-Way reserves the right to make product changes at any time without incurring obligations. Van chassis standard options may also change without incurring any obligation.



2012 Plateau MP

Luxury Beyond Compare

Imagine traveling across country behind the wheel of the masterful German engineered Mercedes Benz Sprinter. Combined with the comfort and luxury of a Pleasure-Way coach you will arrive in style.

The stunning Plateau MP has seating for six, a private bathroom and all the amenities of larger motorhomes. Boasting exceptional fuel economy, the 3.0 litre diesel engine can average 18-22 est mpg hwy.

Corian counter top, rich Ultraleather upholstery, LED lighting and superior hand crafted maple cabinetry are only a few features that place us one step ahead.





2012 Plateau MP ***Luxury Beyond Compare***

Imagine traveling across country behind the wheel of the masterful German engineered Mercedes Benz Sprinter. Combined with the comfort and luxury of a Pleasure-Way coach you will arrive in style.

The stunning Plateau MP has seating for six, a private bathroom and all the amenities of larger motorhomes. Boasting exceptional fuel economy, the 3.0 litre diesel engine can average 18 -22 est mpg hwy.

Corian counter top, rich Ultraleather upholstery, LED lighting and superior hand crafted maple cabinetry are only a few features that place us one step ahead.



2012 COACH SPECIFICATIONS

DOMETIC 3 WAY 3.8 CU FT FRIDGE
11,000 BTU PENGUIN ROOF AIR
13' FIAMMA AWNING
POWER REAR SOFA
LED INTERIOR LIGHTS
2 BURNER LP FLUSH MOUNT STOVE
MICROWAVE OVEN
CORIAN COUNTER TOP
STAINLESS STEEL SINK
16,000 BTU FURNACE
SIX GAL SUBURBAN WATER HEATER
WATER HEATER BYPASS
LP, CO & SMOKE DETECTOR
5 POUND FIRE EXTINGUISHER
MONITOR PANEL, HOLDING TANKS, LP & BATTERY
LOW PROFILE FAN-TASTIC FAN
45 AMP CONVERTER WITH CHARGE WIZARD
COACH BATTERY DISCONNECT
DEEP CYCLE COACH BATTERY
MEMORY FOAM REAR CUSHIONS
PRIVATE BATHROOM WITH SHOWER AND SINK
THETFORD CHINA BOWL TOILET
FLIP UP COUNTER EXTENSION
HARD ROCK OR COGNAC MAPLE CABINETRY
DESERT SAND OR STONE TAUPE ULTRALEATHER FABRIC
SANDALWOOD OR GREYLITE CORIAN
PASS THROUGH REAR STORAGE
FRONT AND REAR LOOSE LAY CARPET
CABLE TV HOOK UP
HITCH AND WIRING
SECOND ROW CAPTAIN SEATS

OPTIONS

22" LCD TV / DVD PLAYER
2.5 KW ONAN LP GENERATOR
CONVECTION MICROWAVE OVEN
BRILLIANT SILVER BODY PAINT
GREY-WHITE BODY PAINT

2011 MB SPRINTER CHASSIS SPECIFICATIONS

11,030 LB GVWR WITH DUAL REAR WHEELS
3.0 V6 MB BLUE TEC TURBO DIESEL ENGINE
WHEEL BASE 170"
POWER WINDOWS , DOOR LOCKS AND MIRRORS
REMOTE KEYLESS ENTRY
CHASSIS AIR CONDITIONING
CRUISE CONTROL
TILT AND TELESCOPIC STEERING WHEEL
5 SPEED AUTO TRANSMISSION
25 GALLON FUEL CAPACITY
4 WHEEL DISC BRAKES WITH ABS
215 / 85 / R16 BSW ALL SEASON TIRES
ADAPTIVE ELECTRONIC STABILITY CONTROL
TRACTION CONTROL
TWO STAGE SLIDING DOOR
MB TIRE SEALANT AND COMPRESSOR KIT
SWIVEL DRIVER AND PASSENGER SEAT BASES

MERCEDES BENZ WARRANTY

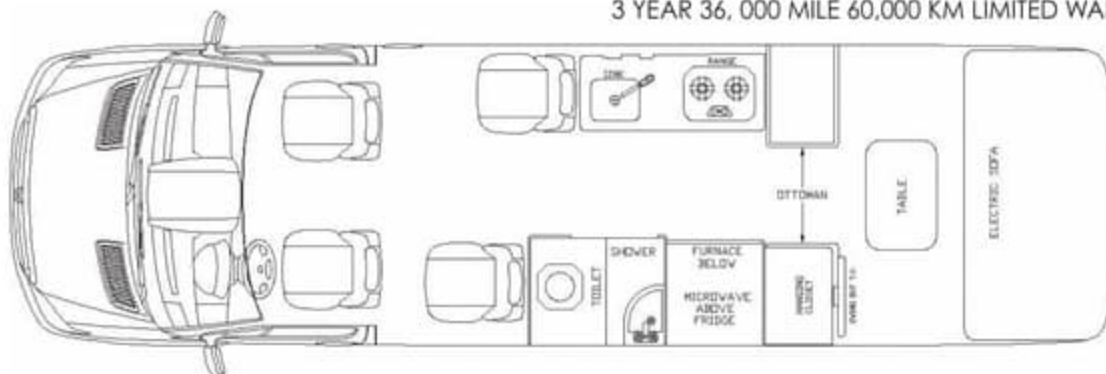
3 YEAR 36,000 MILE 60,000 KM
5 YEAR 60,000 MILE 100,000 KM POWER TRAIN
DIESEL ENGINE 5 YEAR 100,000 MILE 160,000 KM
5 YEAR 60,000 MILE 100,000 KM ROADSIDE ASSISTANCE

MEASUREMENTS AND CAPACITIES

FRESH WATER CAPACITY 30 U.S. GAL 113 L
GREY WATER CAPACITY 35 U.S. GAL 132 L
BLACK WATER CAPACITY 10 U.S. GAL 45 L
PROPANE TANK 12 U.S. GAL / 45 L / 50 LBS
EXTERIOR LENGTH 22 FEET 9 INCHES (BUMPER TO BUMPER)
EXTERIOR HEIGHT 9 FEET 8 INCHES
EXTERIOR WIDTH 7 FEET 10 INCHES INC SIDE MIRROR
INTERIOR STANDING HEIGHT 75 INCHES
KING BED SIZE 70" X 76"

PLEASURE-WAY WARRANTY

3 YEAR 36, 000 MILE 60,000 KM LIMITED WARRANTY



Pleasure-Way Industries
302 Portage Ave, Saskatoon Saskatchewan, Canada
800-364-0189 www.pleasureway.com

printed in Canada

Due to our policy of continuous improvement, Pleasure-Way reserves the right to make product changes at any time without incurring obligations. Van chassis standard options may also change without incurring any obligation.

2012 COACH SPECIFICATIONS

DOMETIC 3 WAY 3.8 CU FT FRIDGE
11,000 BTU PENGUIN ROOF AIR
13' FIAMMA AWNING
POWER REAR SOFA
LED INTERIOR LIGHTS
2 BURNER LP FLUSH MOUNT STOVE
MICROWAVE OVEN
CORIAN COUNTER TOP
STAINLESS STEEL SINK
16,000 BTU FURNACE
SIX GAL SUBURBAN WATER HEATER
WATER HEATER BYPASS
LP, CO & SMOKE DETECTOR
5 POUND FIRE EXTINGUISHER
MONITOR PANEL, HOLDING TANKS, LP & BATTERY
LOW PROFILE FAN-TASTIC FAN
45 AMP CONVERTER WITH CHARGE WIZARD
COACH BATTERY DISCONNECT
DEEP CYCLE COACH BATTERY
MEMORY FOAM REAR CUSHIONS
PRIVATE BATHROOM WITH SHOWER AND SINK
THETFORD CHINA BOWL TOILET
FLIP UP COUNTER EXTENSION
HARD ROCK OR COGNAC MAPLE CABINETRY
DESERT SAND OR STONE TAUPE ULTRALEATHER FABRIC
SANDALWOOD OR GREYLITE CORIAN
PASS THROUGH REAR STORAGE
FRONT AND REAR LOOSE LAY CARPET
CABLE TV HOOK UP
HITCH AND WIRING
SECOND ROW CAPTAIN SEATS

OPTIONS

22" LCD TV / DVD PLAYER
2.5 KW ONAN LP GENERATOR
CONVECTION MICROWAVE OVEN
BRILLIANT SILVER BODY PAINT
GREY-WHITE BODY PAINT

2011 MB SPRINTER CHASSIS SPECIFICATIONS

11,030 LB GVWR WITH DUAL REAR WHEELS
3.0 V6 MB BLUE TEC TURBO DIESEL ENGINE
WHEEL BASE 170"
POWER WINDOWS , DOOR LOCKS AND MIRRORS
REMOTE KEYLESS ENTRY
CHASSIS AIR CONDITIONING
CRUISE CONTROL
TILT AND TELESCOPIC STEERING WHEEL
5 SPEED AUTO TRANSMISSION
25 GALLON FUEL CAPACITY
4 WHEEL DISC BRAKES WITH ABS
215 / 85 / R16 BSW ALL SEASON TIRES
ADAPTIVE ELECTRONIC STABILITY CONTROL
TRACTION CONTROL
TWO STAGE SLIDING DOOR
MB TIRE SEALANT AND COMPRESSOR KIT
SWIVEL DRIVER AND PASSENGER SEAT BASES

MERCEDES BENZ WARRANTY

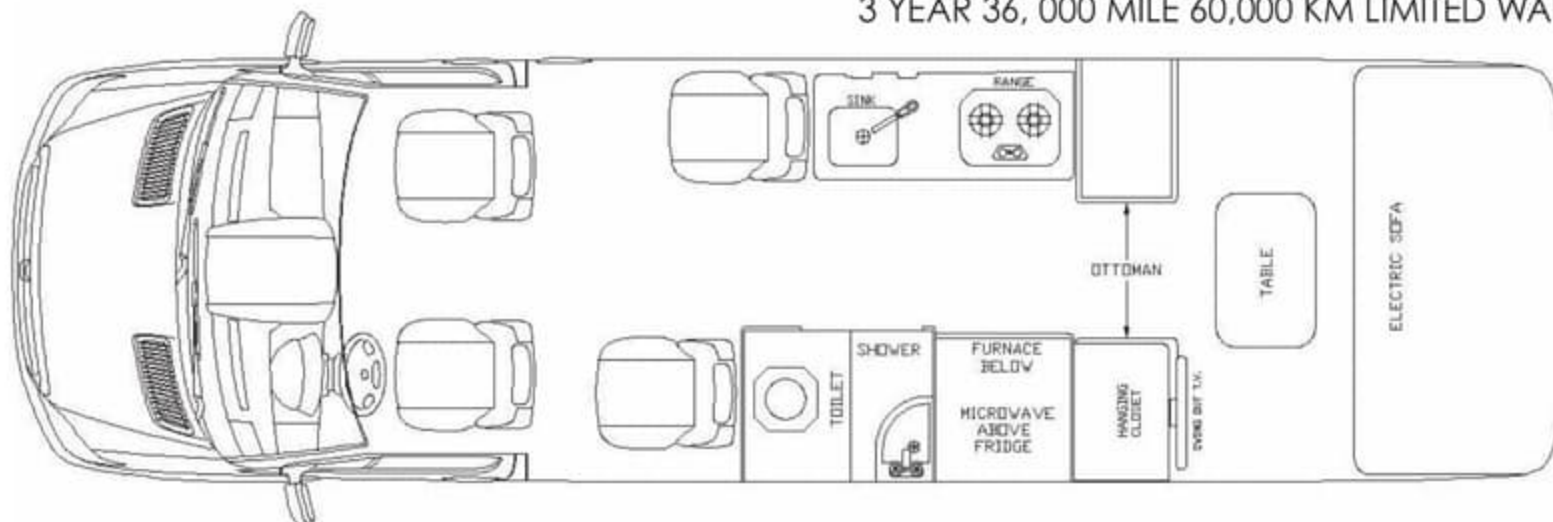
3 YEAR 36,000 MILE 60,000 KM
5 YEAR 60,000 MILE 100,000 KM POWER TRAIN
DIESEL ENGINE 5 YEAR 100,000 MILE 160,000 KM
5 YEAR 60,000 MILE 100,000 KM ROADSIDE ASSISTANCE

MEASUREMENTS AND CAPACITIES

FRESH WATER CAPACITY 30 U.S. GAL 113 L
GREY WATER CAPACITY 35 U.S. GAL 132 L
BLACK WATER CAPACITY 10 U.S. GAL 45 L
PROPANE TANK 12 U.S. GAL / 45 L / 50 LBS
EXTERIOR LENGTH 22 FEET 9 INCHES (BUMPER TO BUMPER)
EXTERIOR HEIGHT 9 FEET 8 INCHES
EXTERIOR WIDTH 7 FEET 10 INCHES INC SIDE MIRROR
INTERIOR STANDING HEIGHT 75 INCHES
KING BED SIZE 70" X 76"

PLEASURE-WAY WARRANTY

3 YEAR 36,000 MILE 60,000 KM LIMITED WARRANTY



Pleasure-Way Industries
302 Portage Ave, Saskatoon Saskatchewan, Canada
800-364-0189 www.pleasureway.com

printed in Canada

Due to our policy of continuous improvement, Pleasure-Way reserves the right to make product changes at any time without incurring obligations. Van chassis standard options may also change without incurring any obligation.



2012 Plateau RB

The Plateau RB features a 76" x 70" permanent bed with a dual density memory foam mattress and over twenty cubic feet of under bed storage accessible from the rear doors. Unique sliding maple doors with frosted inlay separate the bedroom from the rest of the coach. A comfortable front dining/entertainment area, private bathroom and large kitchen area completes this ultimate two person coach.





2012 Plateau RB

The Plateau RB features a 76" x 70" permanent bed with a dual density memory foam mattress and over twenty cubic feet of under bed storage accessible from the rear doors. Unique sliding maple doors with frosted inlay separate the bedroom from the rest of the coach. A comfortable front dining/entertainment area, private bathroom and large kitchen area completes this ultimate two person coach.



2012 COACH SPECIFICATIONS

DOMETIC 3 WAY 3.8 CU FT FRIDGE
11,000 BTU PENGUIN ROOF AIR
13' FIAMMA AWNING
LED INTERIOR LIGHTS
SOFT-CLOSE DRAWER GLIDES
2 BURNER LP FLUSH MOUNT STOVE
CONVECTION MICROWAVE OVEN
CORIAN COUNTER TOPS
STAINLESS STEEL KITCHEN SINK
16,000 BTU FURNACE
SIX GAL SUBURBAN WATER HEATER
WATER HEATER BYPASS
LP, CO & SMOKE DETECTOR
5 POUND FIRE EXTINGUISHER
MONITOR PANEL, HOLDING TANKS, LP & BATTERY
LOW PROFILE FAN-TASTIC FAN
45 AMP CONVERTER WITH CHARGE WIZARD
COACH BATTERY DISCONNECT
DEEP CYCLE COACH BATTERY
MEMORY FOAM REAR MATTRESS
PRIVATE BATHROOM WITH SHOWER, SINK AND MEDICINE
CABINET
THETFORD CHINA BOWL TOILET
HARD ROCK OR COGNAC MAPLE CABINETRY
DESERT SAND OR STONE TAUPE ULTRALEATHER FABRIC
SANDALWOOD OR GREYLITE CORIAN
GAS STRUT ASSISTED UNDER BED STORAGE
CABLE TV HOOK UP
HITCH AND WIRING
FRONT AND REAR 22" LCD TV AND DVD PLAYER
CONVECTION MICROWAVE OVEN
SLIDE OUT PANTRY

OPTIONS

BRILLIANT SILVER BODY PAINT
GREY-WHITE BODY PAINT
ARCTIC-WHITE BODY PAINT
2.5 KW ONAN LP GENERATOR

2011 MB SPRINTER CHASSIS SPECIFICATIONS

11,030 LB GVWR WITH DUAL REAR WHEELS
3.0 V6 MB BLUE TEC TURBO DIESEL ENGINE
WHEEL BASE 170"
POWER WINDOWS , DOOR LOCKS AND MIRRORS
REMOTE KEYLESS ENTRY
CHASSIS AIR CONDITIONING
CRUISE CONTROL
TILT AND TELESCOPIC STEERING WHEEL
5 SPEED AUTO TRANSMISSION
25 GALLON FUEL CAPACITY
4 WHEEL DISC BRAKES WITH ABS
215 / 85 / R16 BSW ALL SEASON TIRES
ADAPTIVE ELECTRONIC STABILITY CONTROL
TRACTION CONTROL
TWO STAGE SLIDING DOOR
MB TIRE SEALANT AND COMPRESSOR KIT
SWIVEL DRIVER AND PASSENGER SEAT BASES

MERCEDES BENZ WARRANTY

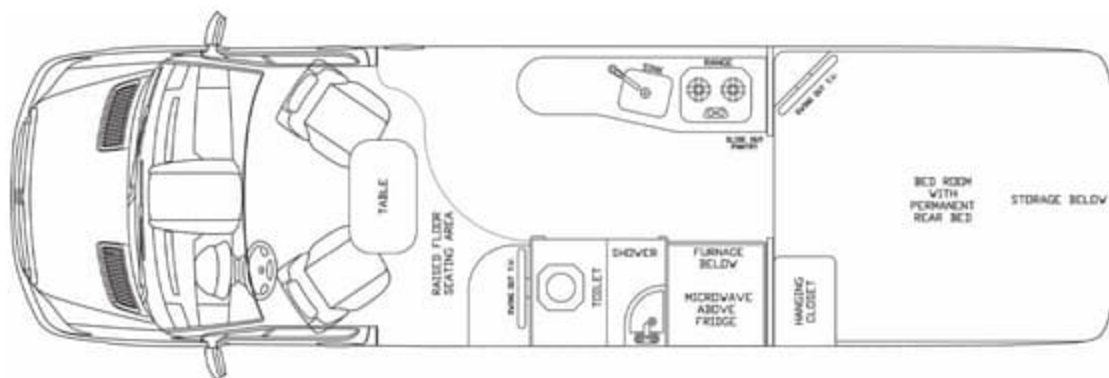
3 YEAR 36,000 MILE 60,000 KM
5 YEAR 60,000 MILE 100,000 KM POWER TRAIN
DIESEL ENGINE 5 YEAR 100,000 MILE 160,000 KM
5 YEAR 60,000 MILE 100,000 KM ROADSIDE ASSISTANCE

MEASUREMENTS AND CAPACITIES

FRESH WATER CAPACITY 30 U.S. GAL 113 L
GREY WATER CAPACITY 35 U.S. GAL 132 L
BLACK WATER CAPACITY 12 U.S. GAL 45 L
PROPANE TANK 12 U.S. GAL / 45 L / 50 LBS
EXTERIOR LENGTH 22 FEET 9 INCHES (BUMPER TO BUMPER)
EXTERIOR HEIGHT 9 FEET 8 INCHES
EXTERIOR WIDTH 7 FEET 10 INCHES INC SIDE MIRROR
INTERIOR STANDING HEIGHT 75 INCHES
KING BED SIZE 70" X 76"

PLEASURE-WAY WARRANTY

3 YEAR 36,000 MILE 60,000 KM LIMITED WARRANTY



Pleasure-Way Industries
302 Portage Ave, Saskatoon Saskatchewan, Canada
800-364-0189 www.pleasureway.com

printed in Canada

Due to our policy of continuous improvement, Pleasure-Way reserves the right to make product changes at any time without incurring obligations. Van chassis standard options may also change without incurring any obligation.

2012 COACH SPECIFICATIONS

DOMETIC 3 WAY 3.8 CU FT FRIDGE
11,000 BTU PENGUIN ROOF AIR
13' FIAMMA AWNING
LED INTERIOR LIGHTS
SOFT-CLOSE DRAWER GLIDES
2 BURNER LP FLUSH MOUNT STOVE
CONVECTION MICROWAVE OVEN
CORIAN COUNTER TOPS
STAINLESS STEEL KITCHEN SINK
16,000 BTU FURNACE
SIX GAL SUBURBAN WATER HEATER
WATER HEATER BYPASS
LP, CO & SMOKE DETECTOR
5 POUND FIRE EXTINGUISHER
MONITOR PANEL, HOLDING TANKS, LP & BATTERY
LOW PROFILE FAN-TASTIC FAN
45 AMP CONVERTER WITH CHARGE WIZARD
COACH BATTERY DISCONNECT
DEEP CYCLE COACH BATTERY
MEMORY FOAM REAR MATTRESS
PRIVATE BATHROOM WITH SHOWER, SINK AND MEDICINE
CABINET
THETFORD CHINA BOWL TOILET
HARD ROCK OR COGNAC MAPLE CABINETRY
DESERT SAND OR STONE TAUPE ULTRALEATHER FABRIC
SANDALWOOD OR GREYLITE CORIAN
GAS STRUT ASSISTED UNDER BED STORAGE
CABLE TV HOOK UP
HITCH AND WIRING
FRONT AND REAR 22" LCD TV AND DVD PLAYER
CONVECTION MICROWAVE OVEN
SLIDE OUT PANTRY

OPTIONS

BRILLIANT SILVER BODY PAINT
GREY-WHITE BODY PAINT
ARCTIC-WHITE BODY PAINT
2.5 KW ONAN LP GENERATOR

2011 MB SPRINTER CHASSIS SPECIFICATIONS

11,030 LB GVWR WITH DUAL REAR WHEELS
3.0 V6 MB BLUE TEC TURBO DIESEL ENGINE
WHEEL BASE 170"
POWER WINDOWS, DOOR LOCKS AND MIRRORS
REMOTE KEYLESS ENTRY
CHASSIS AIR CONDITIONING
CRUISE CONTROL
TILT AND TELESCOPIC STEERING WHEEL
5 SPEED AUTO TRANSMISSION
25 GALLON FUEL CAPACITY
4 WHEEL DISC BRAKES WITH ABS
215 / 85 / R16 BSW ALL SEASON TIRES
ADAPTIVE ELECTRONIC STABILITY CONTROL
TRACTION CONTROL
TWO STAGE SLIDING DOOR
MB TIRE SEALANT AND COMPRESSOR KIT
SWIVEL DRIVER AND PASSENGER SEAT BASES

MERCEDES BENZ WARRANTY

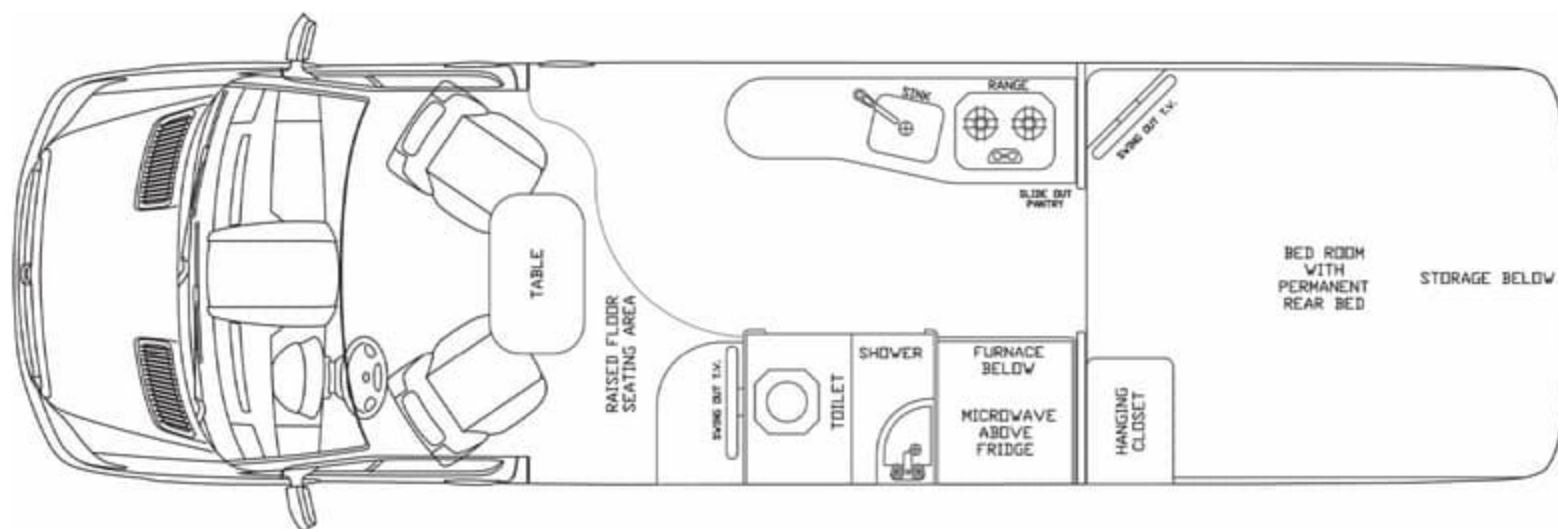
3 YEAR 36,000 MILE 60,000 KM
5 YEAR 60,000 MILE 100,000 KM POWER TRAIN
DIESEL ENGINE 5 YEAR 100,000 MILE 160,000 KM
5 YEAR 60,000 MILE 100,000 KM ROADSIDE ASSISTANCE

MEASUREMENTS AND CAPACITIES

FRESH WATER CAPACITY 30 U.S. GAL 113 L
GREY WATER CAPACITY 35 U.S. GAL 132 L
BLACK WATER CAPACITY 12 U.S. GAL 45 L
PROPANE TANK 12 U.S. GAL / 45 L / 50 LBS
EXTERIOR LENGTH 22 FEET 9 INCHES (BUMPER TO BUMPER)
EXTERIOR HEIGHT 9 FEET 8 INCHES
EXTERIOR WIDTH 7 FEET 10 INCHES INC SIDE MIRROR
INTERIOR STANDING HEIGHT 75 INCHES
KING BED SIZE 70" X 76"

PLEASURE-WAY WARRANTY

3 YEAR 36,000 MILE 60,000 KM LIMITED WARRANTY



Pleasure-Way Industries
302 Portage Ave, Saskatoon Saskatchewan, Canada
800-364-0189 www.pleasureway.com

printed in Canada

Due to our policy of continuous improvement, Pleasure-Way reserves the right to make product changes at any time without incurring obligations. Van chassis standard options may also change without incurring any obligation.

Pleasure-Way



2012 Plateau

Built on the Mercedes Benz Sprinter chassis the Plateau boasts these great features:

- Est 20 mpg on the highway
- Six cubic foot double door fridge
- LED lighting
- Ultraleather fabric
- Solid Maple Cabinetry
- China bowl toilet
- Corian® counter top
- Front swivel seats
- Pass through rear storage





2012 Plateau

Built on the Mercedes Benz Sprinter chassis the Plateau boasts these great features:

- Est 20 mpg on the highway
- Six cubic foot double door fridge
- LED lighting
- Ultraleather fabric
- Solid Maple Cabinetry
- China bowl toilet
- Corian® counter top
- Front swivel seats
- Pass through rear storage



2012 COACH SPECIFICATIONS

NORCOLD 3 WAY 6 CU FT DOUBLE DOOR FRIDGE
11,000 BTU PENGUIN ROOF AIR
13' FIAMMA AWNING
POWER REAR SOFA
LED INTERIOR LIGHTS
2 BURNER LP FLUSH MOUNT STOVE
MICROWAVE OVEN
CORIAN COUNTER TOPS
STAINLESS STEEL SINKS
16,000 BTU FURNACE
SIX GAL SUBURBAN WATER HEATER
WATER HEATER BYPASS
LP, CO & SMOKE DETECTOR
5 POUND FIRE EXTINGUISHER
MONITOR PANEL, HOLDING TANKS, LP & BATTERY
LOW PROFILE FAN-TASTIC FAN
45 AMP CONVERTER WITH CHARGE WIZARD
COACH BATTERY DISCONNECT
DEEP CYCLE COACH BATTERY
MEMORY FOAM REAR CUSHIONS
PRIVATE BATHROOM WITH SHOWER AND SINK
THETFORD CHINA BOWL TOILET
MEDICINE CABINET
FLIP UP COUNTER EXTENSION
HARD ROCK OR COGNAC MAPLE CABINETRY
DESERT SAND OR STONE TAUPE ULTRALEATHER FABRIC
SANDALWOOD OR GREYLITE CORIAN
PASS THROUGH REAR STORAGE
FRONT AND REAR LOOSE LAY CARPET
EXTERIOR SHOWER
CABLE TV HOOK UP
HITCH AND WIRING

OPTIONS

22" LCD TV AND DVD PLAYER
2.5 KW ONAN LP GENERATOR
CONVECTION MICROWAVE OVEN
BRILLIANT SILVER BODY PAINT
GREY-WHITE BODY PAINT

2011 MB SPRINTER CHASSIS SPECIFICATIONS

11,030 LB GVWR WITH DUAL REAR WHEELS
3.0 V6 MB BLUE TEC TURBO DIESEL ENGINE
WHEEL BASE 170"
POWER WINDOWS, DOOR LOCKS AND MIRRORS
REMOTE KEYLESS ENTRY
CHASSIS AIR CONDITIONING
CRUISE CONTROL
TILT AND TELESCOPIC STEERING WHEEL
5 SPEED AUTO TRANSMISSION
25 GALLON FUEL CAPACITY
4 WHEEL DISC BRAKES WITH ABS
215 / 85 / R16 BSW ALL SEASON TIRES
ADAPTIVE ELECTRONIC STABILITY CONTROL
TRACTION CONTROL
TWO STAGE SLIDING DOOR
MB TIRE SEALANT AND COMPRESSOR KIT
SWIVEL DRIVER AND PASSENGER SEAT BASES

MERCEDES BENZ WARRANTY

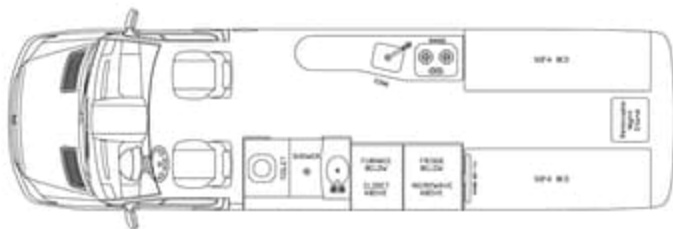
3 YEAR 36,000 MILE 60,000 KM
5 YEAR 60,000 MILE 100,000 KM POWER TRAIN
DIESEL ENGINE 5 YEAR 100,000 MILE 160,000 KM
5 YEAR 60,000 MILE 100,000 KM ROADSIDE ASSISTANCE

MEASUREMENTS AND CAPACITIES

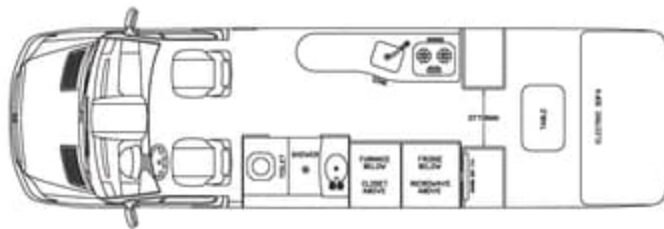
FRESH WATER CAPACITY 30 U.S. GAL 113 L
GREY WATER CAPACITY 35 U.S. GAL 132 L
BLACK WATER CAPACITY 12 U.S. GAL 45 L
PROPANE TANK 12 U.S. GAL / 45 L / 50 LBS
EXTERIOR LENGTH 22 FEET 9 INCHES (BUMPER TO BUMPER)
EXTERIOR HEIGHT 9 FEET 8 INCHES
EXTERIOR WIDTH 7 FEET 10 INCHES INC SIDE MIRROR
INTERIOR STANDING HEIGHT 75 INCHES
KING BED SIZE 70" X 76"

PLEASURE-WAY WARRANTY

3 YEAR 36,000 MILE 60,000 KM LIMITED WARRANTY



PLATEAU TD



PLATEAU TS

Pleasure-Way Industries
302 Portage Ave, Saskatoon Saskatchewan, Canada
800-364-0189 www.pleasureway.com

printed in Canada

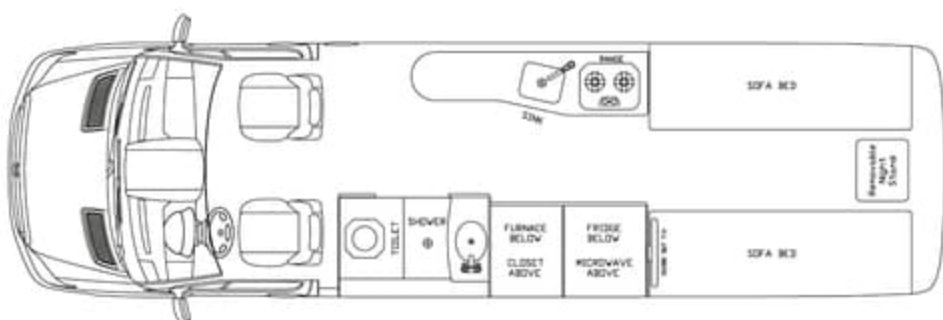
Due to our policy of continuous improvement, Pleasure-Way reserves the right to make product changes at any time without incurring obligations. Van chassis standard options may also change without incurring any obligation.

2012 COACH SPECIFICATIONS

NORCOLD 3 WAY 6 CU FT DOUBLE DOOR FRIDGE
11,000 BTU PENGUIN ROOF AIR
13' FIAMMA AWNING
POWER REAR SOFA
LED INTERIOR LIGHTS
2 BURNER LP FLUSH MOUNT STOVE
MICROWAVE OVEN
CORIAN COUNTER TOPS
STAINLESS STEEL SINKS
16,000 BTU FURNACE
SIX GAL SUBURBAN WATER HEATER
WATER HEATER BYPASS
LP, CO & SMOKE DETECTOR
5 POUND FIRE EXTINGUISHER
MONITOR PANEL, HOLDING TANKS, LP & BATTERY
LOW PROFILE FAN-TASTIC FAN
45 AMP CONVERTER WITH CHARGE WIZARD
COACH BATTERY DISCONNECT
DEEP CYCLE COACH BATTERY
MEMORY FOAM REAR CUSHIONS
PRIVATE BATHROOM WITH SHOWER AND SINK
THETFORD CHINA BOWL TOILET
MEDICINE CABINET
FLIP UP COUNTER EXTENSION
HARD ROCK OR COGNAC MAPLE CABINTRY
DESERT SAND OR STONE TAUPE ULTRALEATHER FABRIC
SANDALWOOD OR GREYLITE CORIAN
PASS THROUGH REAR STORAGE
FRONT AND REAR LOOSE LAY CARPET
EXTERIOR SHOWER
CABLE TV HOOK UP
HITCH AND WIRING

OPTIONS

22" LCD TV AND DVD PLAYER
2.5 KW ONAN LP GENERATOR
CONVECTION MICROWAVE OVEN
BRILLIANT SILVER BODY PAINT
GREY-WHITE BODY PAINT



PLATEAU TD

2011 MB SPRINTER CHASSIS SPECIFICATIONS

11,030 LB GVWR WITH DUAL REAR WHEELS
3.0 V6 MB BLUE TEC TURBO DIESEL ENGINE
WHEEL BASE 170"
POWER WINDOWS, DOOR LOCKS AND MIRRORS
REMOTE KEYLESS ENTRY
CHASSIS AIR CONDITIONING
CRUISE CONTROL
TILT AND TELESCOPIC STEERING WHEEL
5 SPEED AUTO TRANSMISSION
25 GALLON FUEL CAPACITY
4 WHEEL DISC BRAKES WITH ABS
215 / 85 / R16 BSW ALL SEASON TIRES
ADAPTIVE ELECTRONIC STABILITY CONTROL
TRACTION CONTROL
TWO STAGE SLIDING DOOR
MB TIRE SEALANT AND COMPRESSOR KIT
SWIVEL DRIVER AND PASSENGER SEAT BASES

MERCEDES BENZ WARRANTY

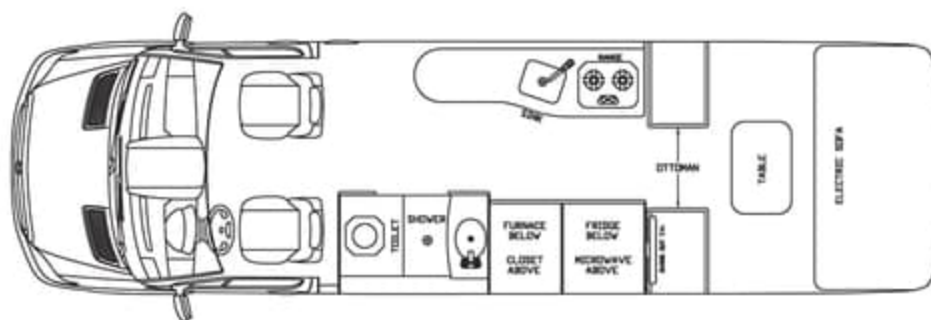
3 YEAR 36,000 MILE 60,000 KM
5 YEAR 60,000 MILE 100,000 KM POWER TRAIN
DIESEL ENGINE 5 YEAR 100,000 MILE 160,000 KM
5 YEAR 60,000 MILE 100,000 KM ROADSIDE ASSISTANCE

MEASUREMENTS AND CAPACITIES

FRESH WATER CAPACITY 30 U.S. GAL 113 L
GREY WATER CAPACITY 35 U.S. GAL 132 L
BLACK WATER CAPACITY 12 U.S. GAL 45 L
PROPANE TANK 12 U.S. GAL / 45 L / 50 LBS
EXTERIOR LENGTH 22 FEET 9 INCHES (BUMPER TO BUMPER)
EXTERIOR HEIGHT 9 FEET 8 INCHES
EXTERIOR WIDTH 7 FEET 10 INCHES INC SIDE MIRROR
INTERIOR STANDING HEIGHT 75 INCHES
KING BED SIZE 70" X 76"

PLEASURE-WAY WARRANTY

3 YEAR 36,000 MILE 60,000 KM LIMITED WARRANTY



PLATEAU TS

Pleasure-Way Industries
302 Portage Ave, Saskatoon Saskatchewan, Canada
800-364-0189 www.pleasureway.com

printed in Canada

Due to our policy of continuous improvement, Pleasure-Way reserves the right to make product changes at any time without incurring obligations. Van chassis standard options may also change without incurring any obligation.

Pleasure-Way



2012/2011 Traverse

From taking the kids to school to camping under a starlit sky, the Traverse by Pleasure-Way can take you there in style and comfort! With seating for five and sleeping for four, the TRAVERSE combines the practicality of an everyday vehicle with all the camping basics of a tent trailer and a tow vehicle – all rolled into one.

We know that you need to make the most out of your money. That's why we developed the TRAVERSE. Built with families and travelers in mind, the TRAVERSE allows you to take advantage of the great outdoors while providing a stress-free, fun vacation for your entire family. No more stops at hotels or restaurants along the way, all of your camping needs are provided by the TRAVERSE. Just jump in and go!



Pleasure-Way



2012/2011 Traverse

From taking the kids to school to camping under a starlit sky, the Traverse by Pleasure-Way can take you there in style and comfort! With seating for five and sleeping for four, the TRAVERSE combines the practicality of an everyday vehicle with all the camping basics of a tent trailer and a tow vehicle – all rolled into one.

We know that you need to make the most out of your money. That's why we developed the TRAVERSE. Built with families and travelers in mind, the TRAVERSE allows you to take advantage of the great outdoors while providing a stress-free, fun vacation for your entire family. No more stops at hotels or restaurants along the way, all of your camping needs are provided by the TRAVERSE. Just jump in and go!



2012/2011 COACH SPECIFICATIONS

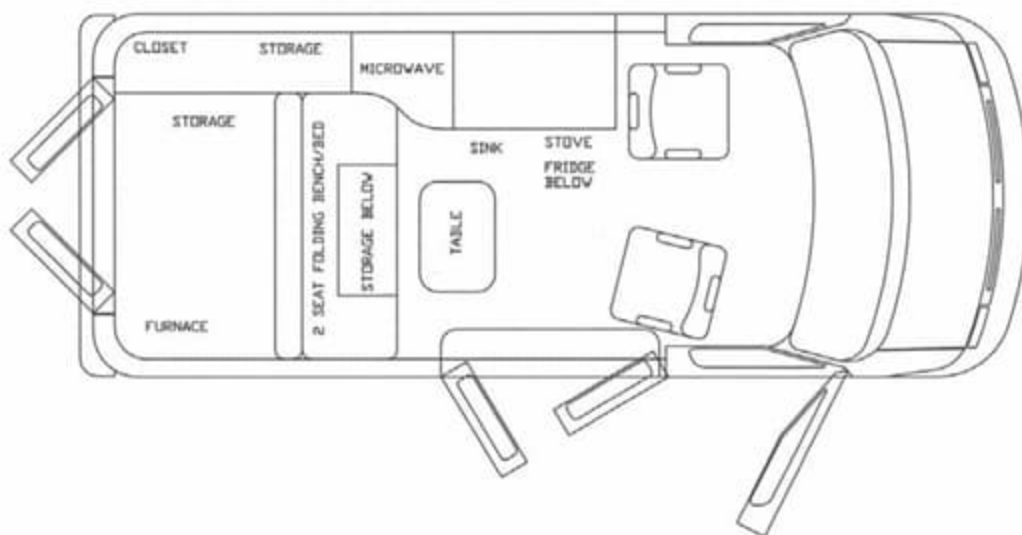
NORCOLD® AC/DC FRIDGE
MICROWAVE
TWO BURNER LP STOVE
STAINLESS STEEL SINK
SHUR FLO® DEMAND WATER PUMP
PORTA POTTI® WITH STORAGE
12,000 BTU FURNACE
30 AMP POWER CONVERTER
DEEP CYCLE AUXILIARY BATTERY
SUNBRELLA® ROOF TENTING
12 GALLON FRESH WATER TANK
8.5 GALLON GREY WATER TANK
CITY WATER HOOK UP
25' 30 AMP POWER CORD
FOLDING REAR SOFA WITH 3 SEAT BELTS
TV ANTENNA AND 12V/110V PLUG
FIBERGLASS RUNNING BOARDS
PROPANE DETECTOR
SMOKE DETECTOR
3 YEAR 36,000 MILE LIMITED WARRANTY
SOFA DOUBLE BED 54" X 74"
OVERHEAD BUNK 44" X 73"

2011 CHASSIS SPECIFICATIONS

FORD E150 CHASSIS
4.6 L EFI V8 ENGINE
8,520 LB GVWR
4.10 REAR AXEL
AIR-CONDITIONING
POWER WINDOWS
POWER LOCKS
POWER MIRRORS
REMOTE KEYLESS ENTRY
TILT STEERING
CRUISE CONTROL
CD/AM/FM RADIO
4 WHEEL ANTI-LOCK BRAKES
DRIVER & PASSENGER SIDE AIR BAGS
24-HR ROAD SIDE ASSISTANCE
ALUMINUM WHEELS
EXTERIOR HEIGHT 6'11"

PLEASURE-WAY WARRANTY

3 YEAR 36, 000 MILE 36,000 KM LIMITED WARRANTY



Pleasure-Way Industries
302 Portage Ave, Saskatoon Saskatchewan, Canada
800-364-0189 www.pleasureway.com

printed in Canada

Due to our policy of continuous improvement, Pleasure-Way reserves the right to make product changes at any time without incurring obligations. Van chassis standard options may also change without incurring any obligation.

2012/2011 COACH SPECIFICATIONS

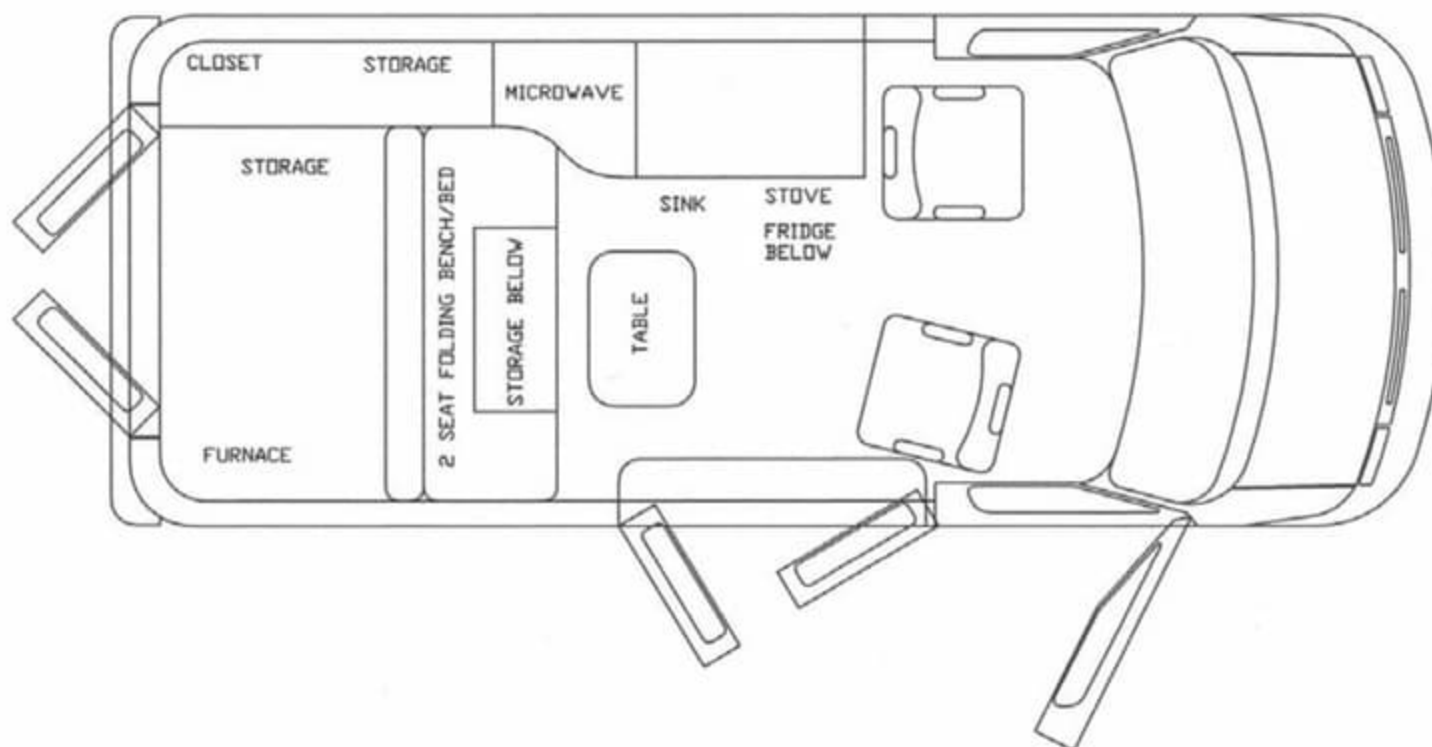
NORCOLD® AC/DC FRIDGE
MICROWAVE
TWO BURNER LP STOVE
STAINLESS STEEL SINK
SHUR FLO® DEMAND WATER PUMP
PORTA POTTI® WITH STORAGE
12,000 BTU FURNACE
30 AMP POWER CONVERTER
DEEP CYCLE AUXILIARY BATTERY
SUNBRELLA® ROOF TENTING
12 GALLON FRESH WATER TANK
8.5 GALLON GREY WATER TANK
CITY WATER HOOK UP
25' 30 AMP POWER CORD
FOLDING REAR SOFA WITH 3 SEAT BELTS
TV ANTENNA AND 12V/110V PLUG
FIBERGLASS RUNNING BOARDS
PROPANE DETECTOR
SMOKE DETECTOR
3 YEAR 36,000 MILE LIMITED WARRANTY
SOFA DOUBLE BED 54" X 74"
OVERHEAD BUNK 44" X 73"

2011 CHASSIS SPECIFICATIONS

FORD E150 CHASSIS
4.6 L EFI V8 ENGINE
8,520 LB GVWR
4.10 REAR AXEL
AIR-CONDITIONING
POWER WINDOWS
POWER LOCKS
POWER MIRRORS
REMOTE KEYLESS ENTRY
TILT STEERING
CRUISE CONTROL
CD/AM/FM RADIO
4 WHEEL ANTI-LOCK BRAKES
DRIVER & PASSENGER SIDE AIR BAGS
24-HR ROAD SIDE ASSISTANCE
ALUMINUM WHEELS
EXTERIOR HEIGHT 6'11"

PLEASURE-WAY WARRANTY

3 YEAR 36, 000 MILE 36,000 KM LIMITED WARRANTY



Pleasure-Way Industries
302 Portage Ave, Saskatoon Saskatchewan, Canada
800-364-0189 www.pleasureway.com

printed in Canada

Due to our policy of continuous improvement, Pleasure-Way reserves the right to make product changes at any time without incurring obligations. Van chassis standard options may also change without incurring any obligation.