

**DYNAMAX** 

A DIVISION OF FOREST RIVER

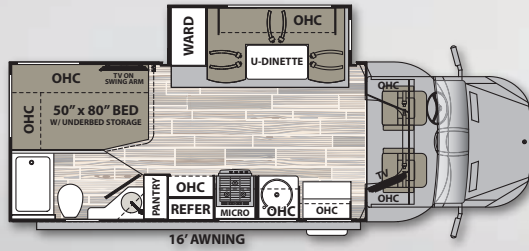
DIFFERENT BY DESIGN



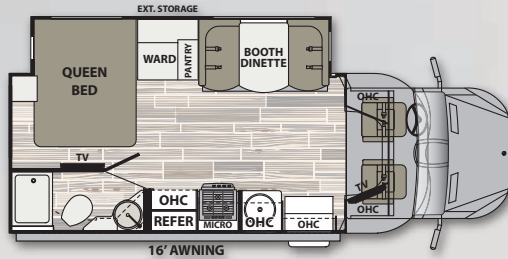
3 SERIES *isata*

# ISATA 3 SERIES

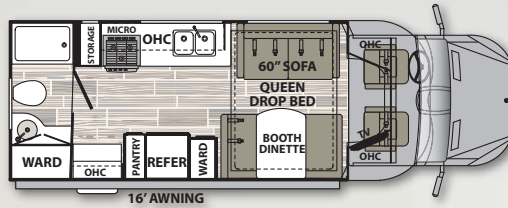
24CB



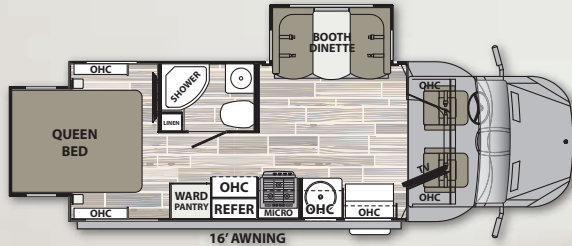
24FW



24RB



24RW



## STANDARD FEATURES & OPTIONS

### CHASSIS

- Mercedes-Benz® Sprinter Chassis
- 3.0L V6 Turbo Diesel Engine (188hp and 325 ft.-lbs. of Torque)
- 5-Speed Automatic Transmission with Overdrive
- 26.4-Gallon Fuel Tank
- 4.75-Gallon Diesel Exhaust Fluid Tank
- Trailer Hitch (5,000 Tow lbs.) with 7-Way Round Tow Connection\*
- Upgraded Hellwig® Rear Sway Bar
- Bilstein® Gas-Charged Rear Shock Absorbers
- Electronic Stability Package
- Momentary Battery Booster Switch for Connecting Chassis and House Batteries
- Single 12V AGM Chassis Battery
- 220-Amp Alternator
- LED Brake, Turn, and Backup Lights
- Aluminum Running Boards
- Front and Rear Tires: LT215/85 R16
- Single Front Wheels: Steel (5.5" x 16")
- Dual Rear Wheels: Steel (5.5" x 16")
- Valve Extensions (Where Applicable)
- 4.18 Rear Axle Ratio
- Spare Tire with Carrier Mounted to Frame
- Leatherette Driver and Passenger Seats with Swivel Bases
- Multifunction Steering Wheel
- Instrument Cluster with Pixel-Matrix Display
- Backup and Side View Cameras

- Kenwood® 7" Touch Screen Dash Infotainment System with AM/FM, Bluetooth®, Sirius/XM® (Tuner and Antenna), Apple® CarPlay™/Android® Auto™ Functionality, and Dedicated Camera Button
- 12V and USB Accessory Ports
- Cruise Control
- Adjustable Steering Column
- Hydrographic Woodgrain Cab Accents
- Power Exterior Mirrors (Auto-Heated at Low Temperatures)
- Power Windows and Locks
- 3-Point Seat Belts
- Front Safety Air Bags
- Deluxe, Removable Automotive Cab Carpet Mat
- Drink Holders

### CONSTRUCTION

- 1 1/2" Aluminum-Framed, Laminated Sidewalls with Block Foam Insulation
- Gel-Coat Fiberglass Walls
- Aluminum-Framed Floor
- Aluminum-Framed Roof Trusses
- Crowned, One-Piece Fiberglass Roof
- Foil-Lined Ductwork Throughout
- Aerodynamic Fiberglass Front Wing Panels
- Aerodynamic Fiberglass Front Cap with Cab-Over Cabinets
- Dark-Tinted, Frameless Windows
- Seamless Rotocast Storage Compartments
- Locking Aluminum Exterior Storage Doors with Compression Latches

- Electric Slide System
- Power Rear Stabilizer Jacks with Independent Left and Right Controls

### EXTERIOR

- Custom Full Body Paint Package
- Premium Cut and Buffed Paint Finish (Where Applicable)
- Front-End Diamond Shield® Paint Protection
- Dual-Pitch, Armless Patio Awning with LED Lighting and Motion-Activated Retraction
- Slideout Topper(s)
- LED Patio Light
- Entry Door with Rotary Latch, Dark-Tinted, Frameless Window, and Integrated Shade
- Lighted Acrylic Entry Grab Handle
- Lighted Power Entry Step
- Exterior TV Connection
- Exterior Speakers
- Front and Rear LED Clearance and Marker Lighting

### INTERIOR

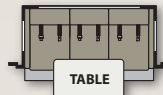
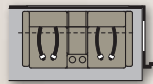
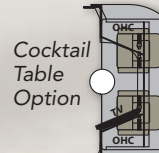
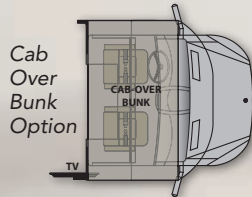
- Premium Vinyl Flooring Throughout
- Soft-Touch Padded Vinyl Ceiling
- LED Flush-Mount Ceiling Lighting
- Dinette with Pullout Drawers
- Coordinating Window Treatments
- Blackout Roller Shades
- Italian Ultralight Poplar Cabinetry
- Full Extension, Soft-Closing Drawer Guides (Where Applicable)
- Hidden Hinges
- 32" LED TV (Living Area)

## FULL BODY PAINT PACKAGES *With Front-End Diamond Shield*



Cabernet

Cosmic Blue



- Stereo System - AM/FM/CD/DVD with Zoned Speaker Control and Bluetooth® Smart Phone App Control
- Easy Access Battery Compartment Beneath Entry Step
- Entry with Non-Skid Rubber Step and Steel Risers
- Thermal, Reflective Front Privacy Shades
- USB Charging Ports

### KITCHEN

- 7.0 cu. ft. 2-Way Refrigerator (Double-Door)
- Sealed Gas Range with Glass Cover
- Convection Microwave Oven
- Solid Surface Countertops
- Solid Surface Countertop Extension
- Stainless Steel Sink with Solid Surface Cover
- Residential Stainless Steel Spring Gooseneck Faucet
- Under-Cabinet Lighting
- MaxxAir® Power Vent with Built-In Rain Cover and Remote

### BEDROOM

- Queen Bed (60" x 74") with Gel-Infused Memory Foam Mattress (24FW & 24RW)
- Full Bed (50" x 80") with Gel-Infused Memory Foam Mattress \*(24CB)
- Electronic Drop-Down Queen Bed (60" x 80") with Gel-Infused Memory Foam Mattress (24RB)
- Under-Bed Storage (24FW & 24CB)
- Deluxe Padded Headboard (Floor Plan Specific)

- Designer Bedding Package
- 32" LED TV (N/A - 24RB)
- Cedar-Lined Wardrobe
- LED Reading Lights
- USB Charging Ports
- Privacy Partition (N/A - 24RB)
- MaxxAir® Power Vent with Built-In Rain Cover and Remote

### BATHROOM

- ABS Shower with Light-Weight, Soft-Sided Shower Door
- Shower Skylight
- Oxygenics Body Spa® RV Shower Head
- Residential Vanity Faucet with Stainless Steel Sink
- Composite Foot-Flush Toilet with Hand Sprayer (24CB and 24FW)
- Porcelain Electronic-Flush Macerator Toilet (24RB and 24RW)
- MaxxAir® Power Vent with Built-In Rain Cover and Remote

### UTILITIES

- Dual 12V Group 27 AGM Deep-Cycle, Maintenance-Free Auxiliary Batteries
- Battery Disconnect at Entry
- 30-Amp Service
- 1,000W Pure Sine Wave Inverter (1,920 Peak Watts)
- 3.6kW Onan® LP Generator with Auto Transfer Switch (Mounted on Isolator Pads)
- Ducted, Low-Profile 15,000-BTU Air Conditioner with Heat Strip

- 20,000-BTU Furnace with Electronic Ignition
- 60,000-BTU Truma® Aqua Go Comfort™ On-Demand Water Heater (LP)
- Thermostatically-Controlled Heating and Cooling
- 20.3-Gallon LP Tank (WC)
- LP Quick Connect
- Water Filtration System
- Exterior Shower in Service Bay
- Interior Monitor Panel with LP/Tank/Battery Readout
- Exterior GFCI Receptacle
- Winegard® Connect 2.0™ Dome Antenna (WiFi Extender, 4G LTE, Omnidirectional HD OTA, FM, SIM Card Port)
- Cable TV/Satellite Hookup
- 4x4 HDMI Matrix
- 60-Amp Progressive Dynamics Converter with Charge Wizard® System
- Black Tank Flush
- 12V Heat Pads on Fresh, Gray, and Black Tanks
- Water Management Valve for Fill and Winterizing
- Upgraded 12V On-Demand Water Pump (4 Gallons Per Minute)
- Carbon-Monoxide, LP, and Smoke Detectors
- Fire Extinguisher

### OPTIONS

- Solar Panels - Two 100 Watt with 30 Amp Controller
- Alcoa Aluminum Wheels (Set of Four)
- Extended Fiberglass Front Cap with 54" x 80" Cab-Over Bunk Mattress and Privacy Curtain (N/A - 24RB)
- Automatic, 4-Point Hydraulic Leveling Jacks (N/A with diesel generator) (N/A - 24RW)
- Dual Reclining Theater Seats in Place of Dinette (N/A - 24RB)
- Tri-fold Sofa with Pedestal Table in Place of Dinette (N/A - 24RB)
- Jackknife Sofa with Pedestal Table in Place of Dinette (24RB)
- Cocktail Table Between Cab Seats
- Cab Seat Booster Cushions (Set of two)
- Remis® Cab Window Shade System in Place of Solar Shades
- Winegard® In-Motion T4 Satellite (Dish® SD-HD, DirecTV® SD, BellTV® SD-HD)
- 3.2kW Onan® Diesel Generator in Place of Standard 3.6kW LP (N/A with 4-point leveling jacks)
- Kenwood® Front DVR Camera with Forward Collision and Departure Delay Alerts

Dimensions:	24CB	24FW	24RB	24RW
GVWR	11,030 lbs.	11,030 lbs.	11,030 lbs.	11,030 lbs.
GCWR	15,250 lbs.	15,250 lbs.	15,250 lbs.	15,250 lbs.
GAWR - Front	4,410 lbs.	4,410 lbs.	4,410 lbs.	4,410 lbs.
GAWR - Rear	7,720 lbs.	7,720 lbs.	7,720 lbs.	7,720 lbs.
Overall Length	25' 5"	24' 7"	24' 7"	24' 7"
Exterior Width	94"	94"	94"	94"
Wheelbase	170"	170"	170"	170"
Overall Exterior Height	11' 5"	11' 5"	11' 5"	11' 5"
Interior Height	81"	81"	81"	81"
Fuel Capacity	26.4 Gal.	26.4 Gal.	26.4 Gal.	26.4 Gal.
Water Capacities (Gal.) Fresh/Gray/Black	35/32/32	35/32/32	35/32/32	35/32/32
LPG Capacity (WC)	20.3 Gal.	20.3 Gal.	20.3 Gal.	20.3 Gal.
Awning Length	16'	16'	16'	16'

See chart definitions on the back cover. All information contained in this brochure is believed to be accurate at the time of publication. Please refer to our website for the most current product information.



Granite



Sunset



Khaki



## STANDARD

Aerodynamic Front Cap with Cab-Over Cabinets



## OPTIONAL

Extended Front Cap with Cab-Over Bunk (NA – 24RB)



**DYNAMAX**  
A DIVISION OF FOREST RIVER

DIFFERENT BY DESIGN

2745 Northland Dr. ■ Elkhart IN 46514  
888-295-7859 ■ [www.dynamaxcorp.com](http://www.dynamaxcorp.com)

**GVWR (Gross Vehicle Weight Rating)** - is the maximum permissible weight of the unit when fully loaded. It includes all weights, inclusive of all fluids, occupants, cargo, optional equipment and accessories. For safety and product performance do NOT exceed the GVWR.

**GCWR (Gross Combined Weight Rating)** - is the maximum permissible loaded weight of your motor home and any towed trailer or towed vehicle. Actual GCWR of this vehicle may be limited by the sum of the GVWR and the installed hitch receiver maximum capacity rating; see hitch rating label for detail.

**GAWR (Gross Axle Weight Rating)** - is the maximum permissible weight, including cargo, fluids, optional equipment and accessories that can be safely supported by each axle.

**UVW (Unloaded Vehicle Weight)** - is the typical weight of the unit as manufactured at the factory. It includes all weight at the unit's axle(s), including full fuel, all fluids and LP Gas. The UVW does not include cargo, fresh potable water, additional optional equipment or dealer installed accessories.

\*Estimated Average based on standard build optional equipment.

**CCC (Cargo Carrying Capacity)** - is the amount of weight available for fresh potable water, cargo, passengers, additional optional equipment and accessories. CCC is equal to GVWR minus UVW. Available CCC should accommodate fresh potable water (8.3 lbs per gallon). Before filling the fresh water tank, empty the black and gray tanks to provide for more cargo capacity.

\*\*Estimated average based on standard build optional equipment.

Each Forest River RV is weighed at the manufacturing facility prior to shipping. A label identifying the unloaded vehicle weight of the actual unit and the cargo carrying capacity is applied to every Forest River RV prior to leaving our facilities.

The load capacity of your unit is designated by weight, not by volume, so you cannot necessarily use all available space when loading your unit. Actual towing capacity is dependent upon your particular loading and towing circumstances, which includes the GVWR, GAWR and GCWR as well as adequate trailer brakes. Please refer to the Operator's Manual of your vehicle for further towing information.


All information contained in this brochure is believed to be accurate at the time of publication. However, during the model year, it may be necessary to make revisions and Forest River, Inc., reserves the right to make all such changes without notice, including prices, colors, materials, equipment and specifications as well as the addition of new models and the discontinuance of models shown in this brochure. Therefore, please consult with your Forest River dealer and confirm the existence of any materials, design or specifications that are material to your purchase decision.

©2018 Dynamax, a Division of Forest River, Inc., a Berkshire Hathaway company. All Rights Reserved. 6/18



## DÉCOR SELECTIONS

### SEASHORE



Valance

Main


### PEBBLE



Valance

Main

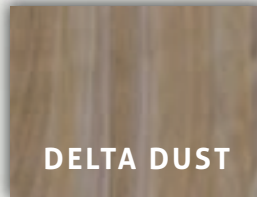
### ESPRESSO




Valance

Main

### DELTA DUST



### MOJAVA ASH



Cabinets

### Factory Video Tour

<https://www.youtube.com/watch?v=q5cG43PD7SE>

### Paint Video

<https://www.youtube.com/watch?v=sLgLoR26jfs>

### Dynamax Owner "Digital Kit" App

Now you can have your Owner's Manual with you wherever you are. Download our FREE App from the App Store or Google Play and you'll have the information right at your fingertips.



**Learn More**  
Scan this barcode using a QR Reader on your smart phone to learn more about Forest River.



A Berkshire Hathaway company.



### PRE-DELIVERY INSPECTION FACILITY

20,000 square feet of quality assurance. The bare essentials for a premium product. This state-of-the-art facility gives immediate daily feedback to production for quality assurance in every unit built.

### 24/7 EMERGENCY ROADSIDE ASSISTANCE

For a worry-free ownership experience

Forest River includes one year of Coach-Net RV Technical & Roadside Assistance

Assistance with each RV purchase. Whether new to the RV lifestyle or an experienced RV enthusiast, Forest River owners have 24/7 access to technical, operational and emergency road service coverage throughout the US & Canada.

Coach-Net's fast, dependable service is just a phone call away.

**Coach-Net**

**FREE MEMBERSHIP**  
to Forest River Owners' Group

[www.forestriverfrog.com](http://www.forestriverfrog.com)



### CUSTOMER SATISFACTION



[www.ForestRiverBuyLocal.com](http://www.ForestRiverBuyLocal.com)

Your Authorized Isata 3 Series Dealer