



MALLARD

EAST COAST | TRAVEL TRAILER
EAST COAST | TRAVEL TRAILER



2023

MALLARD EAST COAST | TOP FEATURES

- 1 | Safety Ride Equipped:** Wide Trax suspension, galvanized wheel wells, and Dexter axles.
- 2 | Ready-Prep-Go Package:** TPMS prep, slide out topper prep, Solar Equipped with SOL 190 (190W panel, and 30 AMP charge controller and up to 8 prepped outlets), rear camera prep, WiFi prep, and rear ladder prep.
- 3 | Element Protection Package:** Tinted windows, coated slide out floors, and triple sealed slide out openings.
- 4 | Super King Kong-Sized Pass-Through Storage**
First ever 5th wheel sized storage in a travel trailer.
- 5 | Power Up Package:** Power tongue jack, power stabilizer jacks, and power awning with LED lights.



- 6 | Gourmet kitchen** featuring the all new Air Fryer oven, single basin stainless steel farmhouse sink, slow close drawers, and hardwood cabinet doors.
- 7 | Ambiance Package:** Bluetooth stereo system, and fireplace.
- 8 | Comfort Select:** Residential King Mattress.
- 9 | Quick Clean:** Stain resistant woven slide out floor and vent free main floor.
- 10 | Select-a-Style:** Reversible booth cushions - "We pick the comfort; you pick the color."



For more information and to take a virtual walk-through, visit www.heartlandrvs.com



MALLARD EAST COAST | FLOOR PLANS



M210RB

LENGTH 21'9 1/2" | **HEIGHT** 11'4"
HITCH 550 LBS | **DRY** 4,598 LBS
GVWR 6,900 LBS | **SLEEP CAPACITY** 3-4



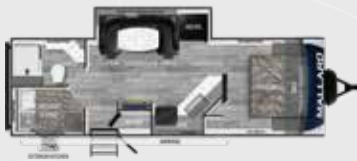
T180BH - Tailwind

LENGTH 22'5 1/2" | **HEIGHT** 10'4"
HITCH 490 LBS | **DRY** 3,949 LBS
GVWR 5,590 LBS | **SLEEP CAPACITY** 7-8



M223RK

LENGTH 26'10" | **HEIGHT** 11'4"
HITCH 598 LB | **DRY** 5,122 LBS
GVWR 7,598 LBS | **SLEEP CAPACITY** 5-6



M251BH

LENGTH 29'8 1/2" | **HEIGHT** 11'4"
HITCH 820 LBS | **DRY** 5,860 LBS
GVWR 7,846 LBS | **SLEEP CAPACITY** 7-8



M267FK

LENGTH 29'10 1/4" | **HEIGHT** 11'4"
HITCH 908 LBS | **DRY** 6,406 LBS
GVWR 9,708 LBS | **SLEEP CAPACITY** 5-6



M27

LENGTH 30'1" | **HEIGHT** 11'4"
HITCH 638 LBS | **DRY** 5,672 LBS
GVWR 6,900 LBS | **SLEEP CAPACITY** 5-6



M260

LENGTH 31' | **HEIGHT** 11'4"
HITCH 674 LBS | **DRY** 5,866 LBS
GVWR 6,900 LBS | **SLEEP CAPACITY** 5-6



M26

LENGTH 31'9 1/2" | **HEIGHT** 11'4"
HITCH 641 LBS | **DRY** 5,996 LBS
GVWR 8,600 LBS | **SLEEP CAPACITY** 7-8



M263RK

LENGTH 32'3 1/3" | **HEIGHT** 11'4"
HITCH 796 LBS | **DRY** 6,256 LBS
GVWR 9,596 LBS | **SLEEP CAPACITY** 5-6



M32

LENGTH 34'8 1/2" | **HEIGHT** 11'4"
HITCH 670 LBS | **DRY** 6,926 LBS
GVWR 8,600 LBS | **SLEEP CAPACITY** 9+



M33

LENGTH 36'8 1/2" | **HEIGHT** 11'6"
HITCH 702 LBS | **DRY** 7,746 LBS
GVWR 9,600 LBS | **SLEEP CAPACITY** 9+



M321BH

LENGTH 36'10" | **HEIGHT** 11'4"
HITCH TBD LBS | **DRY** TBD LBS
GVWR TBD LBS | **SLEEP CAPACITY** 9+



M335

LENGTH 39' 1/2" | **HEIGHT** 11'8"
HITCH 780 LBS | **DRY** 8,840 LBS
GVWR 9,900 LBS | **SLEEP CAPACITY** 3-4



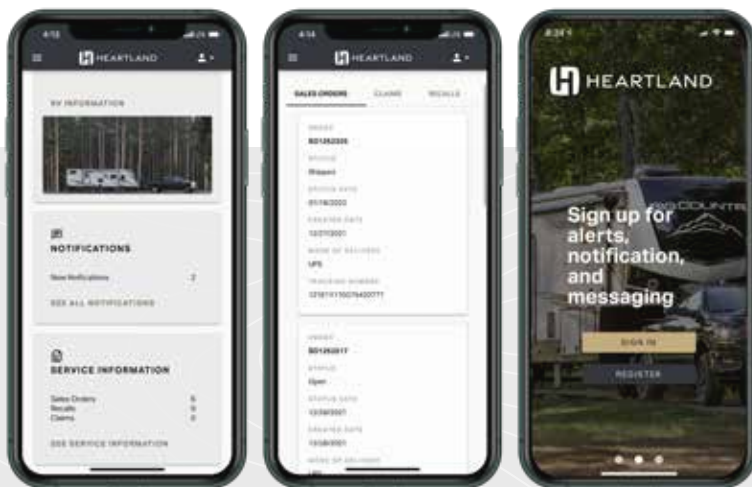
HEARTLAND EXCLUSIVES

MYHEARTLANDRV


MANAGE YOUR RV

Our new mobile app, MyHeartland RV, allows Heartland owners to store their RV information, monitor warranty statuses, access how-to videos and camping checklists on the go.

Available for download today.



Heartland RV – Industry Leading Technology



Let The Sun Power You

Standard Prep on all units



heartland.com/solar

All Heartland RVs come standard with SOL – Powered by the Sun prep. With three solar options to choose from, you can have a solar package that supplements your typical energy use, or go for a higher tier that powers your RV when you camp off-grid.



A Single Location for 12V Wiring and Power Reset Breakers

Exclusive to Heartland, The Vault provides central housing for 12V wiring connections. It allows owners to disconnect 12V power going from your battery to the RV, keeping your battery in the same charge state as when you cut power.



Your authorized Heartland dealer:

Product information is as accurate as possible as of the date of publication. Due to Heartland's commitment to continuous product improvement, floor plans, materials, components, features, measurements, specifications, options, etc. are subject to change at any time without notice or obligation. In certain conditions, some additional equipment may be needed. Photos may show optional equipment or props used for photography purposes only. Heartland has listed the approximate base weight of the trailer without the optional equipment included. Optional equipment will impact the weight of the trailer. Please locate the weight sticker attached to the trailer you are considering for the most accurate trailer weight. Tow Vehicle Caution: Owners of Heartland recreational vehicles are solely responsible for the selection and proper use of tow vehicles. All customers should consult with the motor vehicle manufacturer or their dealer concerning the purchase and use of suitable tow vehicles for Heartland products. Heartland disclaims any liability or damages suffered as a result of the selection, operation, use, or misuse of a tow vehicle. Heartland's limited warranty does not cover damage to the recreational vehicle or the tow vehicle as a result of the selection of the tow vehicle Overall length for a Fifth Wheels is defined as the body length of the trailer excluding hitch meaning bumper to the cap. The overall length for a Travel Trailer is defined as the body length of the trailer including hitch, meaning bumper to hitch/pin) It does not include the rear ladder of the spare tire. Optional pin boxes will affect overall length. REV 01/23

