

FREEDOM EXPRESS • ULTRA LITE • LIBERTY & MAPLE LEAF • SELECT TRAVEL TRAILERS



# FREEDOM EXPRESS

ULTRA LITE  
LIBERTY  
MAPLE LEAF  
SELECT



  
**Coachmen**  
Recreational Vehicles  
A division of Forest River, Inc.





STRETCH OUT & RELAX



# FREEDOM EXPRESS

Murphy Bed

## Ultra Lite towability – proven construction that lasts

Freedom Express is one of Coachmen RV's most popular brands with time-tested construction, combined with customer driven innovations. We focus on offering a wide selection of incredibly lightweight and durable travel trailers. These Ultra Lite RVs are ideal for towing with half-ton pick-up trucks and SUVs for maximum fuel efficiency.

All models are built with lightweight, corrosion resistant, Alumicage™ construction utilizing air-craft grade aluminum material throughout the walls for superior strength. Plus, Azdel Onboard® composite wall panels withstand rot, mold and water damage for years of worry-free use.

Explore our selection for the ultimate in safety and reliability:

**Freedom Express Ultra Lites –**  
Packed with industry leading features.

**Liberty & Maple Leaf Editions –**  
Include high end amenities usually reserved for travel trailers and fifth wheels costing thousands more.

**Select –** Value added light weights.



195 RBS



Storage



## A Proud History of Quality and Value...Coachmen RV, a brand you can trust!

Coachmen RV products have been on US roads and highways since 1964. Since then, over 750,000 Coachmen recreational vehicles have been produced. In December 2008, Coachmen RV became a proud brand of Forest River, Inc., a Berkshire Hathaway Company. We're headquartered in Middlebury, Indiana with our primary manufacturing facilities on nearly 120 acres, and approximately 13 acres under roof.

195 RBS





RV COMPOSITE PANELS

# AZDEL ONBOARD

Lightweight Freedom Express features the combination of Azdel Onboard RV composite panels and Alumaticage Construction to maximize towability; both are environmentally friendly.


Azdel composite panels are produced using a patented blend of polypropylene and fiberglass to create a durable, lightweight, water and temperature resistant, odorless and environmentally friendly wall that will increase the life of your RV.



**Weight Matters**  
50% Lighter than wood



**Let it Rain**  
No mold, rot, mildew, warping or delamination




**Unaffected by changes in temperature & humidity**



**Twice the thermal insulation of plywood**



**Free of formaldehyde, toxic odors and chemicals**



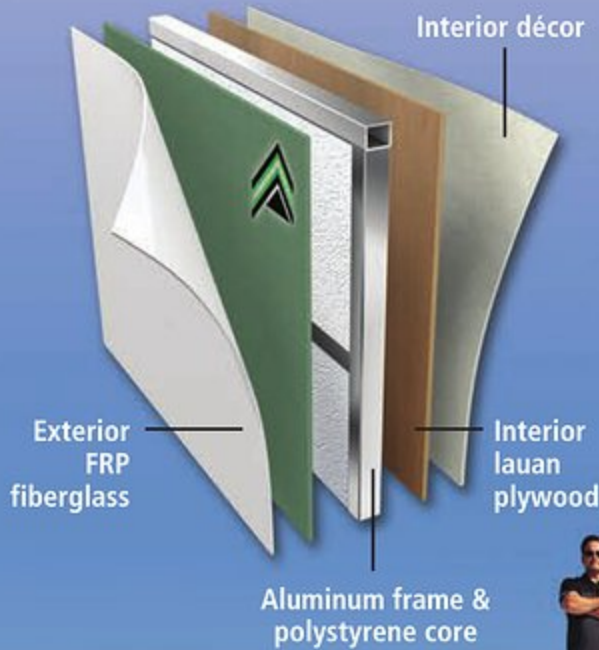
**Longer RV life**



**Quieter RVs**



**No deforestation**



### Knock on Wood

Traditional Luan Sidewall Panels:

- Absorb and retain water
- Affected by humidity and temperature changes
- Susceptible to mold, rot, warpage and delamination
- Imported
- Heavier
- Inferior thermal insulation and noise blocking



**Avoid Costly Water Damage**  
• Water and wood don't mix

- Water can cause rot, mold and delamination of wood sidewall panels causing thousands of dollars in damage.



### Soak Test

- 60 Day soak test
- Wood has visible mold and decay requiring wall repair
- AZDEL was 100% unaffected



A fully walkable roof makes maintenance and inspections safe and easy.



81"

The 81" interior height throughout each Freedom Express model results in taller slide rooms and exceptional 14" overhead kitchen cabinet storage. (Other brands have 12" overhead cabinets.)



This exclusive utensil drawer provides handy storage. Seamless Edge countertops are standard on Freedom Express. Solid surface countertops are standard on Liberty and Maple Leaf.



Automotive windshield front cap



# BUILT BETTER

## Stable-Ryd® Suspension

- Spread axle improves weight distribution.
- Wide track axles provide a wider, more secure stance on the road.
- Spread axle design allows us to reduce the tongue weight for optimum performance.
- Spread axle design reduces sway caused by crosswinds.

## Lightweight

- Laminated sidewalls, rear wall and floor
- Azdel behind the fiberglass
- Bow trusses aluminum and wood
- Rod and angle crossmembers in frame
- All tanks mounted under floor to lower center of gravity and improve interior storage.

## Aerodynamic

- Aerodynamic front profile (Cuts through the air)
- Enclosed underbelly reduces turbulence/drag. (Select models)

## Construction

- |  |  |
|--|--|
| 1. Crowned trusses   | 6. Aluminum framed openings                        |
| 2. Aluminum reinforced with 3/8" roof decking                      | 7. Fully welded tubular aluminum floor structure   |
| 3. Tufflex PVC roofing (with 15 year warranty)                     | 8. Powder E-coated, welded I-beam frame            |
| 4. Azdel composite panels  | 9. Dexter® E-Z Lube® axles                         |
| 5. Welded aluminum structure, vacuum-bonded sidewalls and flooring | 10. Stable-Ryd® spread axle design (25' and above) |



# PUT TO THE TEST

## Every Freedom Express unit undergoes rigorous testing before delivery, to ensure customer satisfaction.

- All tanks are filled with water and then drained, to check for leaks. Toilets and showers are filled with water and drained, to assure the underbelly has no leaks.
- All appliances undergo hy-pot testing. The hy-pot test sends quick, high voltage through all electrical lines, to make sure all lines are clear and appliances are working properly. An additional continuity test is conducted to make sure there are no shorts and the unit is grounded.
- Finally, every Freedom Express is Seal Tech tested to check for exterior leaks. The unit is completely closed and pressurized with up to 40 pounds of air, then hand sprayed with soapy water. Bubbles indicate a leak. Any detected leaks are repaired and the unit is retested. Once the unit passes these inspections, and is weighed, it's ready for delivery.

## Exterior Features



Stable Ryde Spread Axles provide better weight distribution, handling and improved towing.



Fully Lighted Pass-thru Storage with a 24" x 48" outdoor resin table stored above.



Solid fold-in steps are standard on Freedom, Liberty and Maple Leaf models.

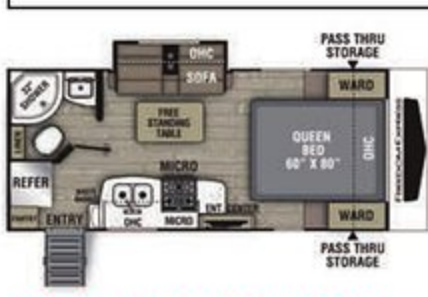


As a certified green RV, we utilize effective production techniques combined with healthy materials, plus efficient usage of energy and water to produce a high quality RV with less environmental impact.

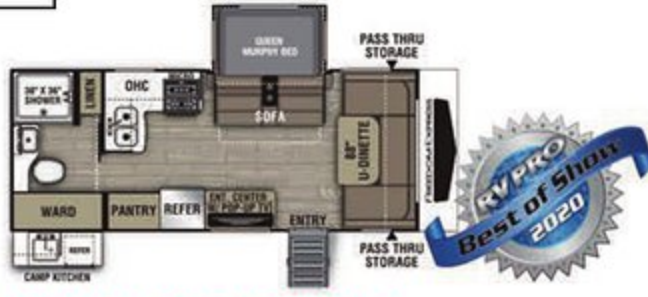
Features and Options listed above may not be available on all models.



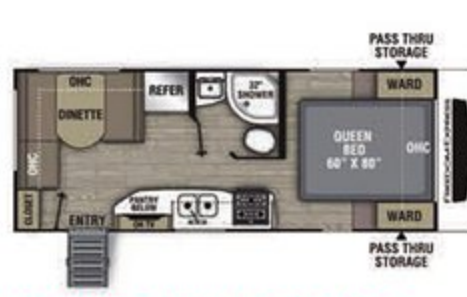
**ULTRA LITE EDITION**



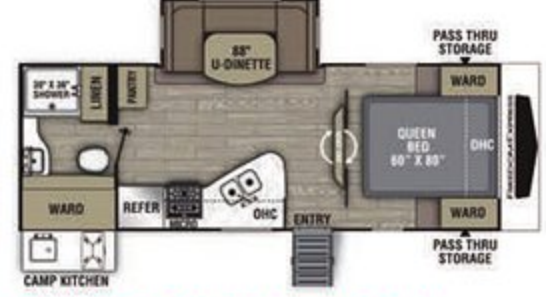
192 RBS / Exterior Length 22' 6"



195 RBS / Exterior Length 23' 11"



204 RD / Exterior Length 24' 7"



231 RBDS / Exterior Length 26' 10"



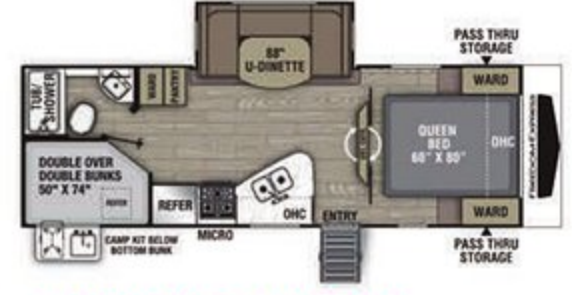
238 BHS / Exterior Length 25' 10"



246 RKS / Exterior Length 28' 3"



248 RBS / Exterior Length 28' 11"



257 BHS / Exterior Length 28' 7"



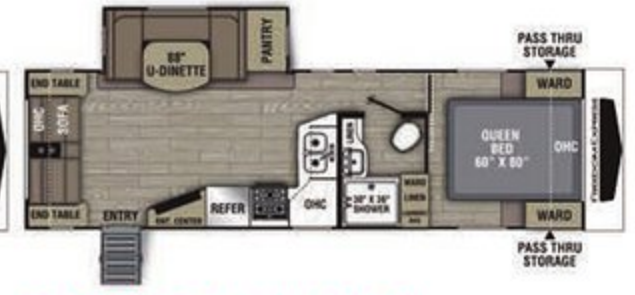
259 FKDS / Exterior Length 29' 11"



275 BHS / Exterior Length 31' 9"



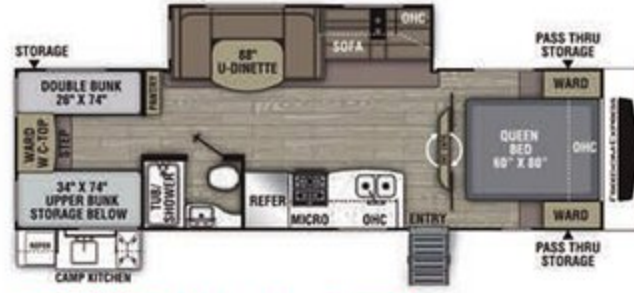
276 RKDS / Exterior Length 31' 6"



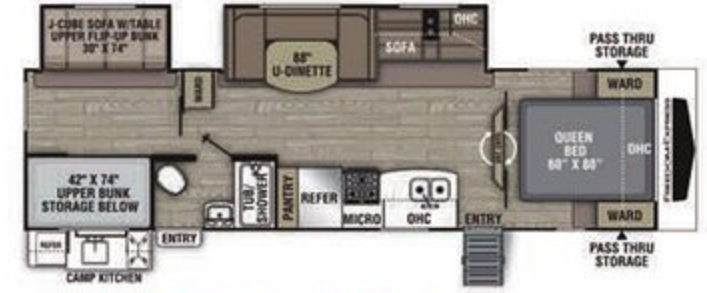
279 RLDS / Exterior Length 31' 11"



287 BHDS / Exterior Length 32' 11"



292 BHDS / Exterior Length 33' 5"



310 BHDS / Exterior Length 35' 7"

FREEDOM EXPRESS	192 RBS	195 RBS	204 RD	231 RBDS	238 BHS	246 RKS	248 RBS	257 BHS	259 FKDS	275 BHS	276 RKDS	279 RLDS	287 BHDS	292 BHDS	310 BHDS
UVW*	4,142	4,892	4,049	5,074	5,312	4,700	5,574	5,263	6,386	5,881	6,089	5,802	6,314	6,426	7,245
Hitch Weight	454	570	490	585	780	500	728	671	754	715	730	700	660	738	865
Carrying Capacity	1,858	1,208	1,906	2,426	2,288	2,300	1,926	2,231	1,414	1,719	1,511	1,798	1,286	1,274	2,655
Exterior Length (Bumper to Hitch)	22' 6"	23' 11"	24' 7"	26' 10"	25' 10"	28' 3"	28' 11"	28' 7"	29' 11"	31' 9"	31' 6"	31' 11"	32' 11"	33' 5"	35' 7"
Exterior Height (Includes A/C)	10' 3"	10' 3"	10' 3"	10' 9"	10' 9"	10' 4"	10' 9"	10' 9"	10' 9"	10' 9"	10' 9"	10' 9"	10' 9"	10' 9"	11'
Interior Height (Coach)	81"	81"	81"	81"	81"	81"	81"	81"	81"	81"	81"	81"	81"	81"	81"
Awning Length	14'	16'	16'	14'	16'	18'	16'	20'	18'	16'	20'	20'	18'	18'	18'
Fresh/Grey/Waste Water Cap. (gal.)	49/35/35	49/35/35	49/35/35	49/35/35	49/35/35	49/35/35	49/35/35	49/35/35	49/70/35	49/35/35	49/70/35	49/35/35	49/70/35	49/35/35	49/35/35
Tire Size ★	ST205/75R14D	★	★	★	★	★	★	★	ST225/75R15E	★	★	★	★	★	ST225/75R15E

\*Unloaded vehicle weights do not include options. Please refer to back cover for definitions of chart descriptions.



## FREEDOM TO CONNECT



Freedom Express Ultra Lite Travel Trailers are loaded with industry leading features in an affordable, value-packed RV, designed to be towed by today's midsize SUVs and half-ton vehicles. You're sure to find a floorplan that suits your style, whether you are going it alone, or taking the whole family.



276 RKDS

## FREEDOM VALUE PACKAGE (Required)

### EXTERIOR & CONSTRUCTION

- 3/4 Gel Coated Fiberglass Cap with Automotive Glass Windshield
- Alumicage Construction
- Vacuum Bonded Walls with Azdel Composite Panels
- Aluminum Wheels
- Spare Tire Kit
- Detachable Power Cord
- Power Awning with LED Light Strip
- Tinted Safety Glass Windows
- Front Diamond Plate
- E-Z Lube® Axles
- Spread Axle Design\*
- Heated Enclosed Underbelly
- Full Walk-on Roof
- One Piece Tufflex PVC Roofing 15 year Warranty
- Exterior Shower Station

- Winterize Ready Kit
- Black Tank Flush
- Ducted Furnace\*
- Ducted Ceiling Air Conditioning\*
- Magnetic Compartment Door with LED Strip Light
- 24" x 48" Resin Outdoor Table
- TV & Radio Antenna with Winegard 360+ WIFI & 4G Prep
- RG6 TV Hook-up Camp Side
- Solar Port
- Back-up Camera Prep
- Battery Disconnect
- Aluminum Solid Steps
- Pet Leash & Bottle Opener by Entry Door

### INTERIOR

- 81" Interior Ceiling Throughout
- AM/FM/CD/DVD/Bluetooth Stereo

- 2 Exterior Speakers, 4 Interior Speakers
- LED Satellite Ready TV
- LED Interior Lighting
- Night Shades
- Congoleum Designer Carefree Flooring
- Hidden Hinge Cabinetry
- Stainless Steel Sink with Sink Covers
- Microwave
- Oven with 3 Burners & Glass Top
- Double Door Refrigerator
- Utensil Drawer (Some models)
- 60" x 80" Queen Bed with Residential Bed Spread
- USB Ports in Master & Bunk Rooms
- Skylight in Bath & Power Vent Fan
- Porcelain Toilet
- Freedom Express Clock
- RVIA

\*Not available on 192 RBS or 204RD

### ADDITIONAL OPTIONS

- 15,000 BTU A/C
- 50 Amp Service with Second A/C Prep
- Second 15,000 AC Installed
- Power Stabilizer Jacks\*
- Power Tongue Jack
- Coleman® High Output Grill with Burner
- Hide-A-Bed (Some models)
- Frameless Windows
- Ladder
- 8 Cu. Ft. Refrigerator
- Radiant Barrier Pack (Added R Value equivalent)
- Free Standing Dinette with Chairs (Some models)
- Theater Seats with Heat, Massage & LED Lighting (IPO Sofa) (Some models)
- Canadian Compliance

Thomas Payne theater seating with heat, massage and LED lighting underneath is available in brown or grey.

Optional  
Thomas  
Payne  
Theater  
Seating



Built-in  
controls

276 RKDS, 279 RLDS  
287 BHDS, 292 BHDS  
310 BHDS, 320 BHDS



FREE  
STANDING  
DINETTE


Optional  
Free  
Standing  
Dinette

The optional Free Standing dinette includes two residential chairs and two folding chairs.

STONE

GRANITE

DUSK



MAIN

MAIN

MAIN

DINETTE

DINETTE

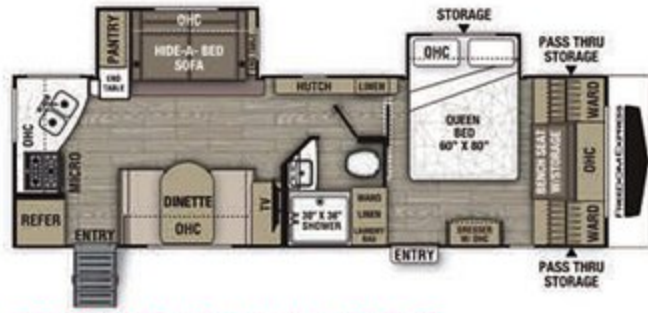
DINETTE

For information on cleaning our dinette fabric, please visit [RevolutionPerformanceFabrics.com/pages/FAQs](http://RevolutionPerformanceFabrics.com/pages/FAQs)



## LIBERTY/MAPLE LEAF EDITIONS

Freedom Express Liberty Edition Travel Trailers combine ultra-lite luxury amenities with popular floorplans in an affordable, value-added package designed for easy towing by today's midsize SUVs and half-ton vehicles.



276 RKDSLE / Exterior Length 31' 6"



279 RLDSE / Exterior Length 31' 11"



292 BHDSLE / Exterior Length 33' 5"



310 BHDSLE / Exterior Length 35' 7"



320 BHDSLE / Exterior Length 36' 11"



321 FEDSLE / Exterior Length 36' 11"



323 BHDSLE / Exterior Length 36' 11"



324 RLDSE / Exterior Length 36' 11"



326 BHDSLE / Exterior Length 36' 11"

Thomas Payne theater seating with heat, massage and LED lighting underneath is available in brown or grey.

Optional Thomas Payne Theater Seating



276 RKDSLE, 279 RLDSE, 292 BHDSLE, 310 BHDSLE, 320 BHDSLE, 323 BHDSLE, 324 RLDSE, 326 BHDSLE



Optional Free Standing Dinette

The optional Free Standing dinette includes two residential chairs and two folding chairs.

DEEP SLIDES	276 RKDSLE	279 RLDSE	292 BHDSLE	310 BHDSLE	320 BHDSLE	321 FEDSLE	323 BHDSLE	324 RLDSE	326 BHDSLE
UVW*	6,365	5,929	6,622	7,454	7,952	7,906	7,878	8,328	8,054
Hitch Weight	791	741	747	937	879	1,071	1,126	1,132	1,040
Carrying Capacity	1,235	1,231	1,216	2,446	2,548	2,594	2,622	2,172	2,366
Exterior Length (Bumper to Hitch)	31' 6"	31' 11"	33' 5"	35' 7"	36' 11"	36' 11"	36' 11"	36' 11"	36' 11"
Exterior Height (Includes A/C)	10' 9"	10' 9"	10' 7"	11'	11' 2"	11' 2"	11' 2"	11'	11'
Interior Height (Coach)	81"	81"	81"	81"	81"	81"	81"	81"	81"
Awning Length	20'	20'	18'	18'	20'	17'	15'	10' & 12'	8' & 11'
Fresh/Grey/Waste Water Cap. (gal.)	49/70/35	49/35/35	49/35/35	49/35/35	49/70/35	49/70/35	49/70/35	49/35/35	49/70/35
Tire Size	ST205/75R14D	ST205/75R14D	ST205/75R14D	ST225/75R15E	ST225/75R15E	ST225/75R15E	ST225/75R15E	ST225/75R15E	ST225/75R15E

\*Unloaded vehicle weights do not include options. Please refer to back cover for definitions of chart descriptions.





326 BHDS



Bunk House

**LIBERTY/MAPLE LEAF UPGRADED PACKAGE**

Liberty and Maple Leaf Editions include the Freedom Value Package (Page 7), plus these upgrades.

**LIBERTY/MAPLE LEAF UPGRADED EXTERIORS**

- Gel Coated Fiberglass Full Cap with Automotive Glass Windshield
- Upgraded Front Rock Guard Graphics
- Special Liberty/Maple Leaf Edition Graphics
- Slam Latch Baggage Doors on Pass-through Storage
- Enclosed and Heated Gate Valves
- Camp Side Security Light
- Five Point Stabilizer Power Tongue Jack System

**LIBERTY/MAPLE LEAF UPGRADED INTERIORS**

- Enclosed Central Control Panel for Switches and Gauges
- Residential Solid Surface Kitchen Countertop with Matching Sink Cover
- Slotted Knife Storage Behind Stove
- Tile Kitchen Backsplash
- Pull-out Sprayer Faucet
- Residential Decorative Light over Dinette
- Hide-A-Bed Sofa
- Fantastic Fan with Wireless Remote in Master

- Two Slider Pots and Pans Drawer under Dinette
- Designer Residential Bedspread with Matching Pillows
- Electric Fireplace (NA 276 RKDS)
- Large 8 Cu. Ft. Double Door Refrigerator
- Residential Roller Shades Throughout

**ADDITIONAL OPTIONS**

- 15,000 BTU A/C
- 50 Amp Service with Second A/C Prep
- Second 15,000 AC Installed
- Coleman® High Output Grill with Burner
- Frameless Windows
- Radiant Barrier Insulation Pack (Added R Value equivalent)
- Ladder
- Free Standing Dinette (Some models)
- Theater Seats with Heat, Massage & LED Lighting (IPO Sofa) (Some models)
- 12 Volt 10.7 Cu. Ft. Residential Refrigerator
- Canadian Compliance


For information on cleaning our dinette fabric, please visit: [RevolutionPerformanceFabrics.com/pages/FAQs](http://RevolutionPerformanceFabrics.com/pages/FAQs)



Full Bath

Half Bath

STONE GRANITE DUSK



FREEDOM TO UNWIND



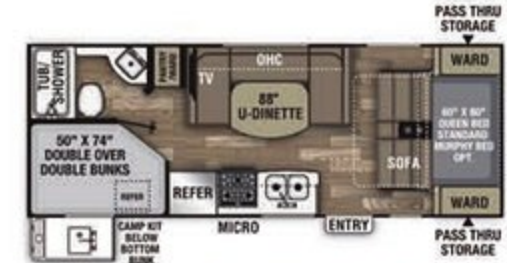


**SELECT ULTRA LITE MODELS**

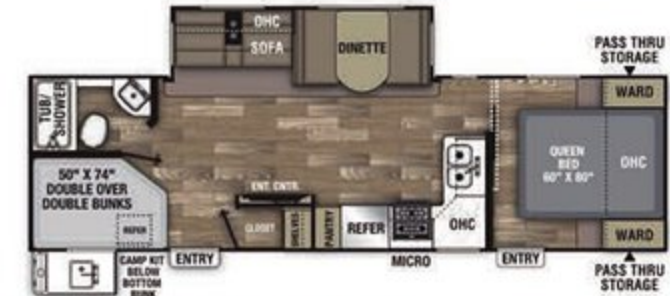
Freedom Express has combined our most popular features and floorplans to create these Select value added models. They come complete with private master bedrooms, seamless kitchen counters, entertainment towers and our signature vacuum bonded Azdel sidewall construction.



**17 BLSE / Exterior Length 20' 4"**



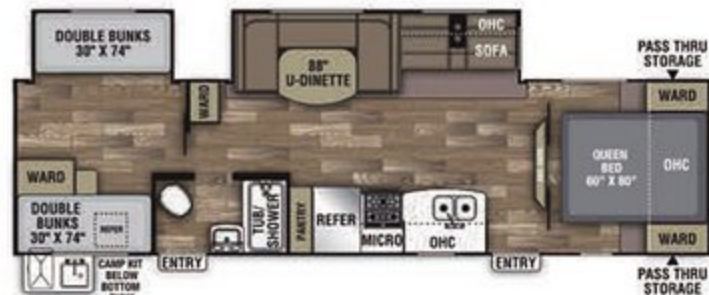
**23.9 SE / Exterior Length 25' 10"**



**28.7 SE / Exterior Length 32' 11"**



**29 SE / Exterior Length 33' 5"**



**31 SE / Exterior Length 35' 7"**

SELECT ULTRA LITES	17BL SE	23.9 SE	28.7 SE	29 SE	31 SE
UVW*	3,596	4,572	6,100	5,638	6,766
Hitch Weight	508	566	720	639	704
Carrying Capacity	2,304	2,428	1,600	1,962	2,734
Exterior Length	20' 4"	25' 10"	32' 11"	33' 5"	35' 7"
Exterior Height	10' 3"	10' 4"	10' 9"	10' 9"	11'
Interior Height	81"	81"	81"	81"	81"
Awning Length	12'	16'	18'	16'	16'
Fresh/Grey/Waste Water Capacity (gal.)	49/35/35	49/35/35	49/70/35	49/35/35	49/35/35
Tire Size	ST205/75R14D	ST205/75R14D	ST205/75R14D	ST205/75R14D	ST225/75R15E

\*Unloaded vehicle weights do not include options. See back page for definitions of chart descriptions.



## SELECT PACKAGES

### EXTERIOR & CONSTRUCTION

- Alumicage Construction
- Vacuum Bonded Walls with Azdel Composite Panels
- Radial Tires with Steel Wheels
- Spare Tire
- Detachable Power Cord
- Power Awning
- Tinted Safety Glass Windows
- Front Diamond Plate
- E-Z Lube® Axles
- Heated/Enclosed Underbelly\*
- Full Walk on Roof
- One-piece Tufflex PVC Roofing 15 Year Warranty
- Winterize Ready Kit
- Ducted Furnace\*
- Ducted Ceiling Air Conditioning\*
- TV & Radio Antenna with Winegard 360+ WIFI & 4G Prep
- Solar Port
- Two Exterior Speakers
- Pet Leash & Bottle Opener by Entry Door

### INTERIOR VALUES

- 81" Interior Ceiling Throughout
- AM/FM/Bluetooth Stereo
- Two Exterior & Two Interior Speakers
- 6 Gal DSI Gas/Electric Water Heater
- LED Interior Lighting
- Night Shades
- Congoleum Diamond Flooring
- Hidden Hinge Cabinetry
- Stainless Steel Undermount Sink
- Microwave
- Oven with 3-Burners & Glass Top
- Double Door Refrigerator
- Silverware Drawer (Select models)
- 60" x 80" Residential Size Queen Mattress\*
- USB Ports in Master & Bunk Room
- Bath Skylight
- Freedom Express Clock
- RVIA

### OPTIONS

- Leisure Package – 32" TV, Power Tongue Jack, LED Awning Light
- 15,000 BTU Air Conditioner
- Canadian Compliance

\*Not available on the 17 BLSE



Many models are equipped with a Camp Kitchen. The 326 BHDSLE Camp Kitchen has a refrigerator, Coleman® grill, a sink with hot and cold running water, a TV outlet, plus storage.

## STANDARD FEATURES & OPTIONS

Available on most Freedom Ultra Lites, Liberty and Maple Leaf Editions



Convenient hidden laundry bag.



Centralized Control Panel indicates tanks, battery levels and operating components.



5-Point stabilizing Power Tongue Jack system, is standard on Liberty and Maple Leaf Editions.




Foldable Dinette Table can be used indoors or outdoors and converts to a sleeping area.



Stay connected. Winegard Air 360+ WIFI and 4G Prep is standard on all models.



Thomas Payne theater seating with heat, massage and LED lighting underneath is available in brown or grey. (See floorplans for available options.)







# FREEDOM EXPRESS

**FREEDOM EXPRESS ULTRA LITE TOWABLES - OUTSTANDING CRAFTSMANSHIP**



To learn more about Coachmen RV and our products, and see how Coachmen is making the easy life easier, contact us today.

423 N. Main Street • P.O. Box 30 • Middlebury, IN 46540  
(800) 353-7383 • [www.coachmenrv.com](http://www.coachmenrv.com)

**YOUR COACHMEN  
FREEDOM EXPRESS DEALER**



For more information on Blast Toy Haulers, see separate literature.



[www.ForestRiverBuyLocal.com](http://www.ForestRiverBuyLocal.com)



Learn More  
Scan this barcode using a QR Reader on your smart phone to learn more about Forest River.



A Berkshire Hathaway company.

## COACHMEN INTERACTIVE MOBILE MANUALS

Download your Coachmen mobile app or visit our dynamic online manual to enhance your ownership experience. These interactive options provide incredible ease and insight into use, maintenance and enjoyment of your Coachmen product. Ranging from "How-To" videos, pictures and illustrations of various components, systems and features to fully searchable content and downloadable PDFs for individual component owner's manuals, answers are always just a click away.



**GVWR (Gross Vehicle Weight Rating)** - is the maximum permissible weight of the unit when fully loaded. It includes all weights, inclusive of all fluids, occupants, cargo, optional equipment and accessories. For safety and product performance do NOT exceed the GVWR.

**GCWR (Gross Combined Weight Rating)** - is the maximum permissible loaded weight of your motor home and any towed trailer or towed vehicle. Actual GCWR of this vehicle may be limited by the sum of the GVWR and the installed hitch receiver maximum capacity rating; see hitch rating label for detail.

**GAWR (Gross Axle Weight Rating)** - is the maximum permissible weight, including cargo, fluids, optional equipment and accessories that can be safely supported by each axle.

**UVW (Unloaded Vehicle Weight)\*** - is the typical weight of the unit as manufactured at the factory. It includes all weight at the unit's axle(s), including full fuel, all fluids and LP Gas. The UVW does not include cargo, fresh potable water, additional optional equipment or dealer installed accessories.

\*Estimated Average based on standard build optional equipment.

**CCC (Cargo Carrying Capacity)\*\*** - is the amount of weight available for fresh potable water, cargo, passengers, additional optional equipment and accessories. CCC is equal to GVWR minus UVW. Available CCC should accommodate fresh potable water (8.3 lbs per gallon). Before filling the fresh water tank, empty the black and gray tanks to provide for more cargo capacity.

\*\*Estimated average based on standard build optional equipment.

Each Forest River RV is weighed at the manufacturing facility prior to shipping. A label identifying the unloaded vehicle weight of the actual unit and the cargo carrying capacity is applied to every Forest River RV prior to leaving our facilities.

The load capacity of your unit is designated by weight, not by volume, so you cannot necessarily use all available space when loading your unit. Actual towing capacity is dependent upon your particular loading and towing circumstances, which includes the GVWR, GAWR and GCWR as well as adequate trailer brakes. Please refer to the Operator's Manual of your vehicle for further towing information.



**FREE MEMBERSHIP**  
[www.coachmenowners.com](http://www.coachmenowners.com)

All information contained in this brochure is believed to be accurate at the time of publication. However, during the model year, it may be necessary to make revisions and Forest River, Inc., reserves the right to make all such changes without notice, including prices, colors, materials, equipment and specifications as well as the addition of new models and the discontinuance of models shown in this brochure. Therefore, please consult with your Forest River dealer and confirm the existence of any materials, design or specifications that are material to your purchase decision. ©2020 Freedom Express by Coachmen, a Division of Forest River, Inc., a Berkshire Hathaway company. All Rights Reserved. 1/20



## PRE-DELIVERY INSPECTION FACILITY

20,000 square feet of quality assurance. The bare essentials for a premium product. This state-of-the-art facility gives immediate daily feedback to production for quality assurance in every unit built.

## 24/7 EMERGENCY ROADSIDE ASSISTANCE WITH VEHICLE PURCHASE\*

TOWING  
JUMP-STARTS  
TIRE CHANGES  
FLUID DELIVERY  
LOCKOUT  
SERVICE

WINCH-OUT  
MOBILE MECHANIC  
TECHNICAL  
SUPPORT  
DEALER LOCATOR  
SERVICES



\*VALID FOR 1 YEAR FROM DATE OF PURCHASE