

FREELANDER

# FREELANDER





# FREELANDER VALUE LEADER FLOORPLANS AND SPECIFICATIONS



27QB SHOWN WITH CHESTNUT DÉCOR



26RS SHOWN WITH CHESTNUT DÉCOR



27QB SHOWN WITH CHESTNUT DÉCOR

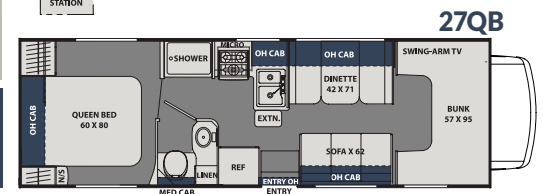
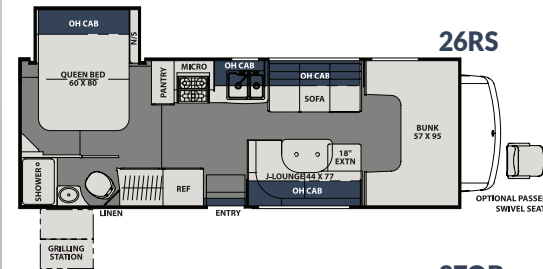
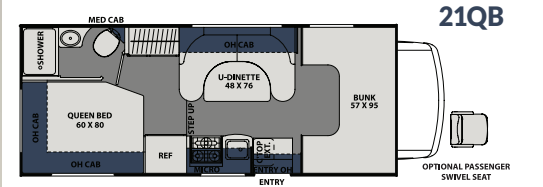
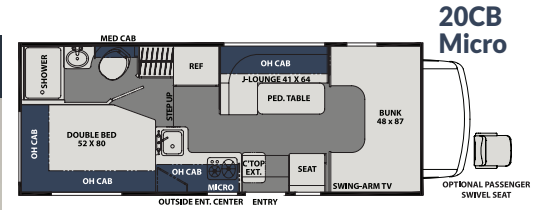
## FREELANDER VALUE LEADER SPECIFICATIONS

MODEL	20CB	21QB	21RS	26RS	27QB
Chassis	FORD T350 TRANSIT	4500-CHEVY/ E350 FORD	4500-CHEVY/ E350 FORD	4500-CHEVY/ E350 FORD	4500-CHEVY/ E350 FORD
Engine	V6-3.7L	V8-6.0L/V10-6.8L	V8-6.0L/V10-6.8L	V8-6.0L/V10-6.8L	V8-6.0L/V10-6.8L
Horse Power	275	324/305	324/305	324/305	324/305
Torque	260	373/420	373/420	373/420	373/420
Wheel Base	156"	159"/158"	159"/158"	191"/190"	191"/190"
GVWR (lbs.)	10,360	14,200/12,500	14,200/12,500	14,200/12,500	14,200/12,500
GCWR (lbs.)	12,125	20,000/18,500	20,000/18,500	20,000/18,500	20,000/18,500
UVW (approx. lbs.)	7,824	9,478/9,498	10,168/10,156	10,888/10,788	10,316/10,294
CCC (approx. lbs.)	2,536	4,722/3,002	4,032/2,344	3,312/1,712	3,884/2,206
GAWR Front (lbs.)	4,130	4,600/5,000	4,600/5,000	4,600/5,000	4,600/5,000
GAWR Rear (lbs.)	7,275	9,600/8,500	9,600/8,500	9,600/8,500	9,600/8,500
Interior Height	6' 9"	6' 11"	6' 11"	6' 11"	6' 11"
Exterior Width	7' 7"	8' 4"	8' 4"	8' 4"	8' 4"
Exterior Height (with A/C)	10' 6"	10' 11"	10' 11"	10' 11"	10' 11"
Exterior Length (with Hitch)	23' 9"	24' 6"/24' 0"	24' 9"/24' 3"	27' 11"/27' 5"	30' 0"/29' 6"
Hitch Weight (lbs.)	2,000	5,000	5,000	5,000	5,000
Fuel Capacity (gal.)	25	57/55	57/55	57/55	57/55
LP Capacity (lbs.)	40	68	68	68	40
Fresh Water Capacity (gal.)	38	50	50	50	40
Water Heater Capacity (gal.)	6	6	6	6	6
Grey Tank Capacity (gal.)	26	28	28	31	31
Black Tank Capacity (gal.)	21	22	31	31	31
Exterior Storage (cu. ft.)	60	92	67	60	77
Awning Length	14'	15'	15'	18'	20'

## TOP FEATURES

- Azdel "SuperLite" substrate with 100% Aluminum Framing and 2" Sidewall Construction**  
 Dry rot resistant, industry leading insulation value, and formaldehyde free
- Even Cool™ A/C Ducting System**  
 Insulated duct work system with mold inhibitor, more efficient and consistent cooling with superior air quality (Non-ducted air systems on 21QB and 20CB)
- 60" x 80" Queen Bed**  
 Residential queen vs. "RV" queen providing more leg room and comfort (52" x 80" on 20CB)
- Large Holding Tanks**  
 50 gallons fresh water and 68 lbs. of LP (on most models) offer the largest capacities for class C's in the industry, allowing for extended dry camping capability
- Wi-Fi Ranger Sky4**  
 Boosts weak Wi-Fi signal, Secure network with SafeSurf VPN, Single login for all devices, Auto-reconnect, and LTE data ready

Go to  
[CoachmenRV.com/Freelander](http://CoachmenRV.com/Freelander)  
 to see pictures of every floorplan.



**GVWR (Gross Vehicle Weight Rating)** is the maximum permissible weight of the unit when fully loaded. It includes all weights, inclusive of all fluids, occupants, cargo, optional equipment and accessories. For safety and product performance do NOT exceed the GVWR.

**GCWR (Gross Combined Weight Rating)** is the maximum permissible loaded weight of your motor home and any towed trailer or towed vehicle. Actual GCWR of this vehicle may be limited by the sum of the GVWR and the installed hitch receiver maximum capacity rating; see hitch rating label for detail.

**GAWR (Gross Axle Weight Rating)** is the maximum permissible weight, including cargo, fluids, optional equipment and accessories that can be safely supported by each axle.

**UVW (Unloaded Vehicle Weight)\*** is the typical weight of the unit as manufactured at the factory. It includes all weight at the unit's axle(s), including full fuel, all fluids and LP Gas. The UVW does not include cargo, fresh potable water, additional optional equipment or dealer installed accessories.

\*Estimated Average based on standard build optional equipment.

**CCC (Cargo Carrying Capacity)\*\*** is the amount of weight available for fresh potable water, cargo, passengers, additional optional equipment and accessories. CCC is equal to GVWR minus UVW. Available CCC should accommodate fresh potable water (8.3 lbs per gallon). Before filling the fresh water tank, empty the black and gray tanks to provide for more cargo capacity.

\*\* Estimated average based on standard build optional equipment

Each Coachmen motorhome is weighed at the manufacturing facility prior to shipping. A label identifying the unloaded vehicle weight of the actual unit and the cargo carrying capacity is applied to every Coachmen motorhome prior to leaving our facilities.

The load capacity of your unit is designated by weight, not by volume, so you cannot necessarily use all available space when loading your unit.

Actual towing capacity is dependent upon your particular loading and towing circumstances, which includes the GVWR, GAWR and GCWR as well as adequate trailer brakes. Please refer to the Operator's Manual of your vehicle for further towing information.





EXPERIENCE **FREELANDER**



26RS SHOWN WITH CHESTNUT DÉCOR



28SS SHOWN WITH PRALINE DÉCOR

visit  
**CoachmenRV.com/  
Frelander**

for more photos, virtual  
tours, training videos and the  
latest model standards  
and options.



**Coachmen Owner "Digital Kit" App**

Now you can have your Owner's Manual with you wherever you are. Download our FREE App from the App Store or Google Play and you'll have the information right at your fingertips.

**CUSTOMER SATISFACTION**



[www.ForestRiverBuyLocal.com](http://www.ForestRiverBuyLocal.com)

**YOUR FREELANDER DEALER**



**Learn More**  
Scan this barcode using  
a QR Reader on your  
smart phone to learn  
more about Forest River.



A Berkshire Hathaway company.

All information contained in this brochure is believed to be accurate at the time of publication. However, during the model year, it may be necessary to make revisions and Coachmen reserves the right to make all such changes without notice, including prices, colors, materials, equipment and specifications as well as the addition of new models and the discontinuance of models shown in this brochure. Therefore, please consult with your Coachmen dealer and confirm the existence of any materials, design or specifications that are material to your purchase decision. 05/19

©Copyright 2019 Coachmen RV a Division of Forest River Inc - All Rights Reserved.



**24/7 EMERGENCY  
ROADSIDE ASSISTANCE  
WITH VEHICLE PURCHASE\***

- |                |                 |
|----------------|-----------------|
| TOWING         | WINCH-OUT       |
| JUMP-STARTS    | MOBILE MECHANIC |
| TIRE CHANGES   | TECHNICAL       |
| FLUID DELIVERY | SUPPORT         |
| LOCKOUT        | DEALER LOCATOR  |
| SERVICE        | SERVICES        |



\*VALID FOR 1 YEAR FROM DATE OF PURCHASE



**FREE MEMBERSHIP**  
[www.coachmenowners.com](http://www.coachmenowners.com)



**423 N. Main Street • P.O. Box 30  
Middlebury, IN 46540**

To learn more about Coachmen RV and our products and see how Coachmen is making the easy life easier, call us toll free at **(800) 353-7383**, or visit [www.coachmenrv.com](http://www.coachmenrv.com)