

# CYCLONE

BY HEARTLAND



Taking the world  
by Storm.



**#1** Selling  
Fifth Wheel  
Toy Hauler  
in North America  
According to November 2011  
Statistical Survey, Inc.

2011

Visit HEARTLAND on:





## **SPACIOUS, LUXURIOUS LIVING AND WORKING AREAS**

Each CYCLONE toy hauler features open concept living areas and highly efficient workplaces for serving and preparing meals with loads of base and overhead cabinets. Overhead windows let in natural light and plenty of lighting fixtures allow you to task light or set the mood for a quiet dinner together.

CYCLONE toy haulers by Heartland Recreational Vehicles offer four triple slide-out floorplans, each providing the ultimate in interior spaciousness. Choose the optional Amish-crafted hardwood glazed cherry cabinets with rich, solid-surface counter tops for a truly luxurious look and feel. The stunning molded slide fascias combine with elegant furnishings including hard sided window valances, night shades and built-in entertainment centers to provide a residential touch rarely found in the toy hauler market.



**Model 3712**



## **FUNCTIONAL LIVING SPACE**

CYCLONE offers very large living rooms with great viewing angles of the entertainment center equipped with a high definition LCD flat screen TV. Shown here the glazed cherry wood interior, featuring Amish-crafted hardwood doors and drawers; solid-surface counter tops; designer window valances with hard sides; night shades and over-sized picture windows for a great view of your surroundings. The dinette table is removable for kicking back and relaxing on the comfortable sofa. The Sofa also converts to an extra sleeping area and has built in storage drawers below for linens, pillows and other items.



**Taking the World *by Storm***



### ***Beautiful Interiors***

You'll appreciate the hardwood cabinets with rich, durable furnishings that provide a truly residential look and feel. Incredible interior spaciousness with large U-Shaped dinettes provide room for the entire family plus a few friends.

***Model 3800***



Optional 4-door refrigerator offering 12 cu.ft. of food storage space.



### **Steel Ball Bearing Drawer Guides**

When it comes to smart designs - the CYCLONE leads the way with convenient and helpful concepts like our full-extension steel ball bearing drawer guides. The extra strong drawer guides allow us to offer larger drawers which extend past the cabinet face for maximum usage.



### **Removable Dinette Table**

CYCLONE's flexible U-shaped dinette provides a great place to lounge and watch television, or entertain guests with the large half-n-half split removable table.



**Model 300C**

# Taking the World *by Storm*



## ROOMY SLIDE-OUT BEDROOMS

Each CYCLONE toy hauler fifth wheel features a roomy 60" x 80" queen bed slide-out for maximum comfort and spaciousness. As with most luxury fifth wheels, the CYCLONE features two windows in the slide room for maximum cross ventilation, a full-width wardrobe with built-in storage shelves and two reading lights with a convenient wall switch.



## Large, Usable Wardrobe and Dresser Space

You'll love the CYCLONE's full-width front wardrobe with built-in storage that goes into the front cap area, a large four-drawer dresser with stand-up wardrobe, overhead cabinets and room for a flat screen TV overhead.



## Roomy Loft Area

The roomy loft area in features built-in cabinetry storage as well as TV hook-ups, windows and privacy shades.



Access the Loft area easily with the Built-In Ladder



## Room For Everyone

CYCLONE toy haulers feature several unique configurations to provide sleeping accommodations for up to twelve.



## Spacious Side-Aisle Bathroom

Choose a roomy spacious side-aisle bath design featuring built-in, mirrored, linen closet storage; a large lav base with mirrored medicine cabinet; and solid, one-piece fiberglass shower with glass door enclosure.



Glass vessel bowl sink with optional HD edition.

# Taking the World *by Storm*



# More **FEATURES** More **VALUE**



### **Multi-Zone Entertainment**

System features a LCD flat-screen TV and stereo system with multi-zone capabilities so that you can listen to music outside the coach while someone else watches a movie or listens to music inside the coach!



Light your task, set the mood or just kick back and relax. Enjoy perfect lighting throughout the CYCLONE.



**Optional Second Bedroom A/C**



## More **FUN**



**Washer Dryer Prep**

Available on some models





**HITCH COVER** provides not only a great look - but improved aerodynamics.

**RADIUS ENTRY STEPS and SWING-OUT GRAB HANDLE:**

Provide a safe entry into your CYCLONE. The radius front edge virtually eliminates the sharp corners of traditional steps and gives you more step tread for added safety entering and exiting your RV.



**Power Rear Stabilizer Jacks**




**UNINHIBITED PASS-THRU EXTERIOR STORAGE**

Choose CYCLONE for superior industry leading engineering which results in larger, cleaner pass-through storage possibilities.



**30 GALLONS of FUEL on the GO**

CYCLONE owners Enjoy Safely Transporting Fuel in a Fuel Cell rather than having several 5 gallon fuel cans that take up floor space and can spill if not secured properly. A convenient filling hose and valve handle like you would find at the gas station for filling your toys and the Static Line (Metallic cable and clip that connects the toy and trailer together) that reduces the risk of static electricity sparks that are known to cause explosions!




**LED**

TAIL LIGHTS, HITCH-UP and MARKER LIGHTS -- You will spend less time fixing burned out bulbs with these Longer lasting, Brighter and Very Stylish LED lights that keep you seen on the road and assist you during hitch-up and maneuvering.

**LEVEL-UP**  
ONE TOUCH AUTOMATIC LEVELING OPTION

- Full 6-Point Leveling
- Front-to-Rear and Side-to-Side Leveling
- Leveling system can be used to change a tire
- One power source
- Backup system in case of electrical failure
- Lightweight aluminum jacks
- Fully automatic leveling controls
- "Auto-Recall" Function: Remembers where tow vehicle was unhooked



• Utilizing a remote sensor located under the rear axle, the Level Up system accomplishes a level coach in seconds. This eliminates a time consuming and sometimes dirty task of manually leveling your coach.

• Level Up's 6-Point leveling system achieves a level coach while easing undo stress on the chassis, windows and sidewall when the coach's slide-outs are extended or retracted.

**Stop wasting time setting up and get to camping!**

**Taking the World by Storm**



# Ultimate TAILGATING



**Rear Awning**  
Also available with optional rear electric awning



**Double Awnings**  
CYCLONE offers double awnings to best utilize outdoor patio space.

**Outdoor Party Center**  
CYCLONE features Heartland's famous Outdoor Party Center to entertain family and friends on the patio. Watch the big game on the LCD TV, keep the beverages cool in the refrigerator and grill up the burgers.



**Ramp Door  
Patio Option**  
Turn your ramp door into a versatile patio area



**Model 3712**

## **Built-in Outdoor Speakers**

CYCLONE owners can enjoy listening to their favorite CDs, catch up on the news, or listen to the big game on these powerful outdoor speakers, conveniently located patio side and easily controlled by the entertainment center receiver.



## **Three Seasons Wall Patio Door Option**

Enclose your garage area while letting in the daylight and containing your heated or air conditioned air. The doors easily slide open for passage to the ramp door patio and the doors swing open easily for loading and unloading toys.

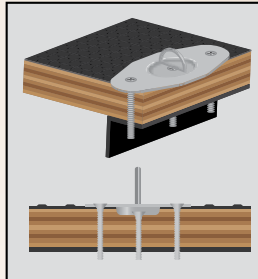


# RESIDENTIAL STYLE GARAGE



## Beaver-Tail Storage Boxes

Choose CYCLONE for the most convenient storage possibilities complete with no-slip textured coating and easy grab latch.



## D-Rings

Anchored through the floor decking to the steel frame for maximum strength.

Ventilation...



Transform your garage into a screened-in area where you can enjoy all of the benefits of fresh air without the annoyance of pests.



## Molded Rear Spoiler

Cyclone adds sleek style and aerodynamics with a one piece molded fiberglass rear spoiler featuring built-in LED marker lights and high intensity loading lights positioned for maximum visibility. (N/A 3010)



## Multiple Configurations

Garage, Dining Room, Bedroom, Patio... You don't sacrifice space with a toy hauler, you GAIN space that is fully customizable to fit your specific needs!



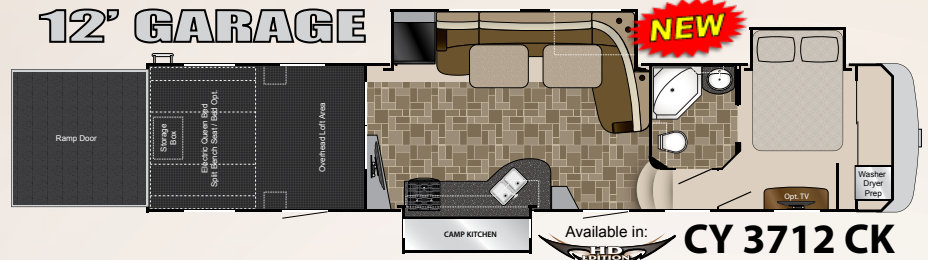
Model 300C

Taking the World by Storm

# CYCLONE



## 12' GARAGE

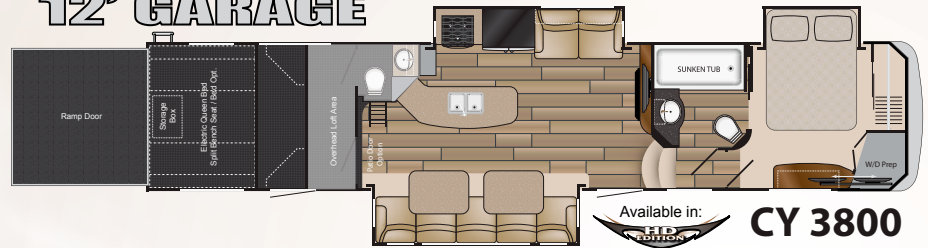


Length: 42' 7"  
Height: 13' 3"

Dry: 14,800  
Hitch: 3,060 GVWR: 18,000

Available in: **CY 3712 CK**

## 12' GARAGE

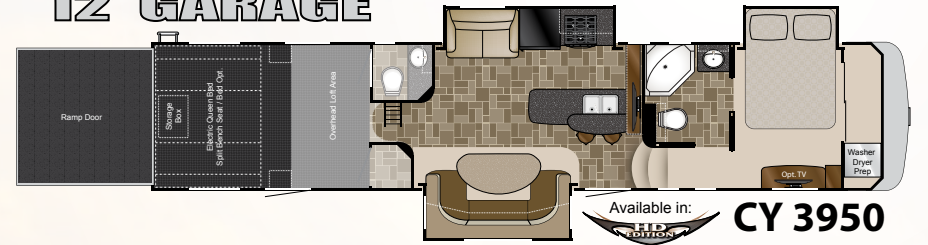


Length: 42' 11"  
Height: 13' 3"

Dry: 14,750  
Hitch: 3,250 GVWR: 18,000

Available in: **CY 3800**

## 12' GARAGE

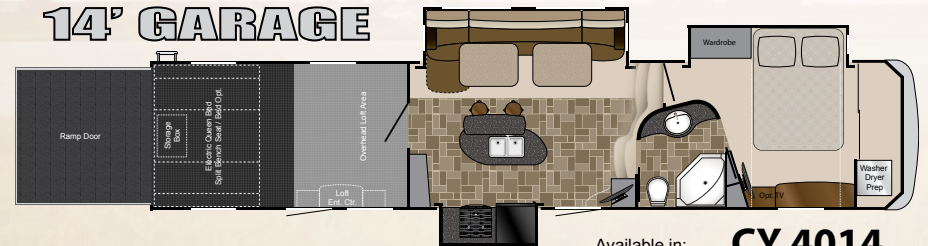


Length: 41' 2"  
Height: 13' 3"

Dry: 14,050  
Hitch: 3,346 GVWR: 18,000

Available in: **CY 3950**

## 14' GARAGE

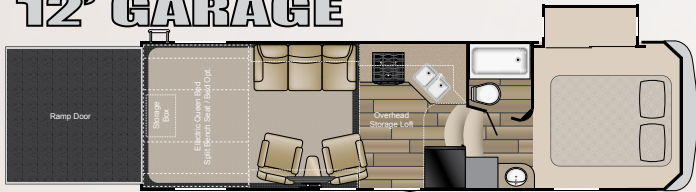


Length: 42' 7"  
Height: 13' 3"

Dry: 14,800  
Hitch: 3,070 GVWR: 18,000

Available in: **CY 4014**

## 12' GARAGE

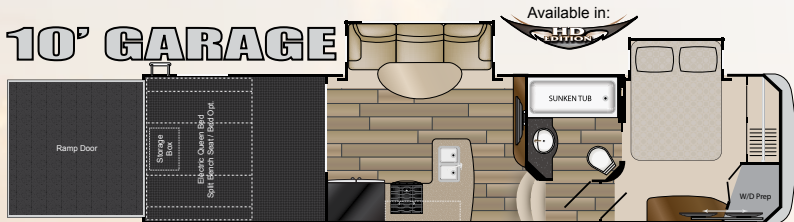


Length: 29' 11"  
Height: 12' 8"

Dry: 9,205  
Hitch: 1,975 GVWR: 14,000

Available in: **CY 2812**

## 10' GARAGE

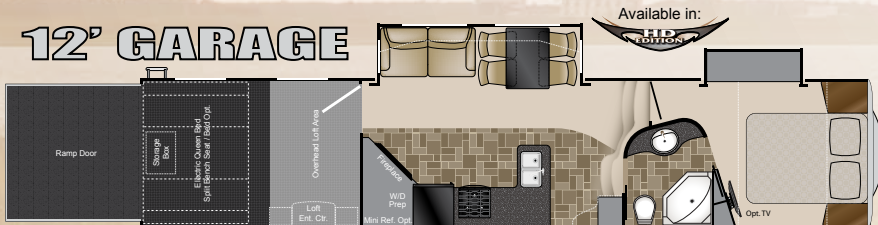


Length: 35' 2"  
Height: 12' 11"

Dry: 11,252  
Hitch: 2,300 GVWR: 14,000

Available in: **CY 3010**

## 12' GARAGE



Length: 39' 10"  
Height: 13' 3"

Dry: 13,800  
Hitch: 3,200 GVWR: 18,000

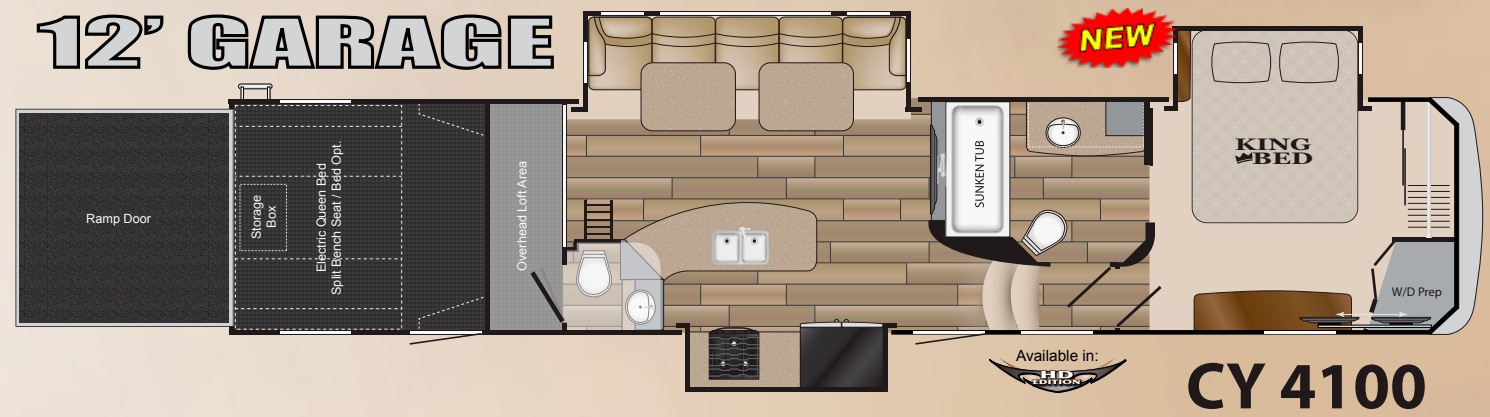
Available in: **CY 3612**

Note: Length defined as low point (Ball coupler for travel trailers / King pin for 5th wheel trailers) to rear bumper. It does not include the rear ladder. Add 9" w/ Extended Pin Box

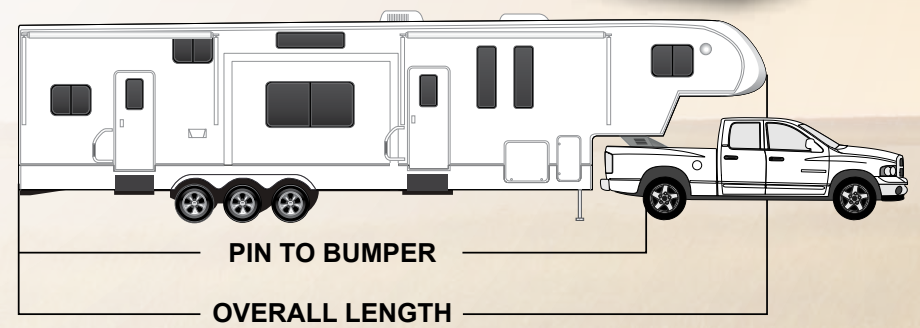



**The KING**

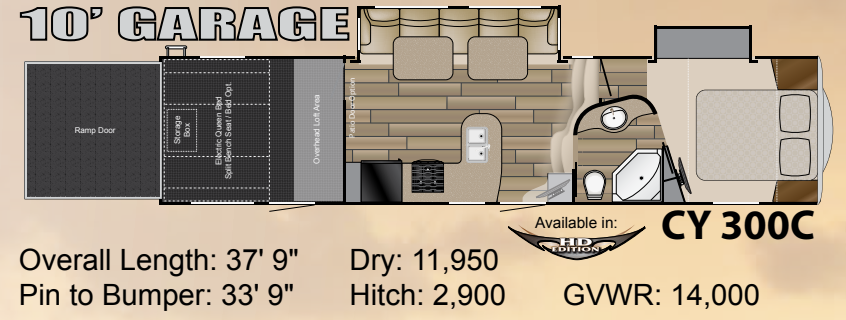
# 12' GARAGE



**TITANIUM EDITION**

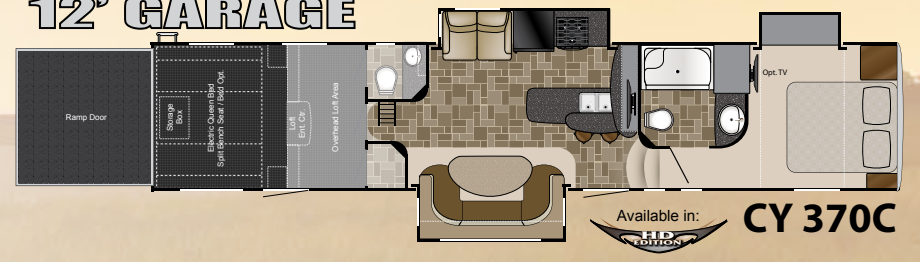


# 10' GARAGE



Overall Length: 37' 9"    Dry: 11,950  
 Pin to Bumper: 33' 9"    Hitch: 2,900    GVWR: 14,000

# 12' GARAGE



Overall Length: 43' 11"    Dry: 14,620  
 Pin to Bumper: 38' 11"    Hitch: 3,300    GVWR: 18,000

**Taking the World by Storm**




## STANDARDS & OPTIONS


Choose from three elegant decors featuring durable fabrics on the furnishings and window coverings.



Onyx



Stone Mocha



Mojave

### KITCHEN / INTERIOR

- Glazed Cherry Cabinets
- Raised Panel Refer Fronts
- Solid Surface Countertops
- Spring Loaded Hidden Hinges
- Steel Ball-Bearing Drawer Guides
- Large Cabinet Storage
- Detachable Sprayer Faucet
- Deep Stainless Steel Kitchen Sink
- 30" Residential Space Saver Microwave Oven
- Solid Surface Sink Covers
- Cable TV/Satellite Hook-Ups
- Custom Monitor Control Panel
- 15,000 BTU Air Conditioner with Quick Cool
- Multi-Zone Entertainment System - JENSEN™ (4) JenX Ceiling Speakers; (2) JenX Marine Grade Garage Exterior Speakers; DVD Player with Front A/V Jacks; MP3; MP4; iPod Station; Bass Control; Rear A/V Input;
- 40" LCD HDTV Flat Screen TV with Swing Arm (26" in model 2812)
- Air Vent in Loft
- His/Her's Reading Lights in Loft
- Overhead Cabinets or Shelving Throughout
- Deluxe Hide-a-Bed Sofa w/Inflatable Air Mattress (some models)
- Fantastic Fan with Rain Sensor in Kitchen with Thermostat
- Raised Panel Refer Inserts
- Patio Sliding Door (3010, 300C, 3800, 4014)

### BATH & BED

- Single Level Master Suite
- Wired & Framed for 2nd A/C
- 1-Piece Fiberglass Neo-Angle Shower (N/A 2812)
- Separate Commode Room (2812)
- Foot Flush Porcelain Commode
- Heat and A/C Vents in Main Bathroom
- Loft w/Shelving & TV Hookup (N/A 3010, 2812)
- Huge Walk in Wardrobe (most models)
- Recessed Front Cap Storage in Wardrobe (most models)

- Large Vanity Drawers
- Skylight Over Shower
- Power Bath Vent
- Washer Dryer Prep in Front Wardrobe (N/A 2812) (3612 and 3812 in Garage)
- Residential 60"x80" Pillow Top Memory Foam Queen Mattress

### EXTERIOR

- High Gloss Sidewall
- Rear Fiberglass Upper Spoiler (N/A 2812 and 3010)
- Electric Rear Jacks
- 16" E-Rated Tires w/Aluminum Wheels
- One-Piece Walk-On EPDM Roof
- Welded Tubular Aluminum Construction
- Stunning Exterior Graphics
- 12" I-Beam Powder Coated Steel Frame (10" I-Beam 2812 and 3010)
- Heated and Enclosed Underbelly
- Triple 6,000 lb. Axles w/Adjustable Shackles
- (3010 - Two 7,000 lb. Axles - Adjustable Shackles N/A)
- (2812 - Two 6,000 lb. Axles - Adjustable Shackles N/A)
- E-Z Flex Suspension
- Industry Leading, Unobstructed Pass-Through Storage
- Built-In Diamond Plate Tool Box
- Universal Docking Center (All System Hook-Ups Located In One, Convenient, Concealed Compartment)
- Easy Grip Steps
- Entry Assist Handle
- 80 Amp Power Convertor
- 50 Amp Service with Detachable Cord (30 Amp - 2812)
- Hi-Flow Water Pump
- Radius Tinted Safety Glass Windows
- Radius, 1" Thick Slam Baggage Doors
- Rain Gutters w/Spouts
- Patented Overhead Cab Technology (300C and 370C)
- Detachable Ladder

- Side Scare Lights
- Rear Flood Lights
- Exterior Hot/Cold Shower with High Pressure Nozzle
- Dual 30 lb. LP Tanks
- Auto Transfer Switch
- Wide Body Design
- Huge 94" Wide Door Opening
- Enclosed Gooseneck
- Generator Prep with Fuel Station and Timer
- Static Line (w/Fuel Station)
- LP Quick Connect for BBQ Grills
- Dual Electric Awnings (N/A in 3010,2812)
- ABS Hitch Cover

### AV EQUIPMENT

- 40" LCD HDTV Flat Screen TV
- 12v AM/FM Stereo w/CD/DVD/MP3
- 6 Ceiling Speakers (4 in Living Room / 2 in Garage)
- 2 Exterior Marine Grade Speakers
- Separate Speaker Switches for Living Room, Garage and Outside Listening.

### GARAGE AREA

- 1" Thick Plywood Garage Floor
- 2 axle (2,500 lb.) Rated 3 axle (3,000 lb.) rated
- Steel D-Ring Tie Downs
- 3000 lb. Rated Ultra-Light Ramp Door (No Cables)
- 10', 12' and 14' Garage Layouts
- Large 8' Garage Door Ramp (2812 and 3010 - 7' Garage Door Ramp)
- Fantastic Fan with Thermostat
- Recessed Hidden Beaver-Tail Storage Compartment
- Heat Duct in Garage
- Pull Down Rear Screen (See Through)
- A/C Duct in Garage
- Oversized Windows
- Diamond Plate on Garage Walls (Prevents Tire Scrub)

### OPTIONS

- Fantastic Vent w/Rain Sensor (in Bedroom)
- Removable Edged Cargo Carpet
- Central Vacuum System
- Double Electric Queen Beds
- Double Electric Queen Beds with Rear Convertible Sofa & Picnic Table
- 9 Cu. Ft. Refrigerator in Garage (3950, 370C)
- 12 Cu. Ft. Refrigerator w/ Ice Maker (4014 4100 only)
- 4 KW Generator - (CARB Certified) (2812 only)
- 5.5 KW Generator (CARB Certified) (N/A 2812)
- 32" Color LCD T.V. in Bedroom (N/A 2812, 3010)
- Washer/Dryer (N/A 2812)
- 15,000 BTU Air Conditioner Heat Pump
- Second 13,500 BTU Air Conditioner in Bedroom
- ToyLok
- Dual Pane Windows
- Mini Refrigerator (3612, 3850, 3950)
- Second Fuel Cell
- Ramp Door Patio
- Garage Door Awning
- Three Seasons Wall



### HD Package includes:

- High Gloss Platinum Metallic Sidewall
- Vessel Bowl Sink in Bathroom
- HD Edition Graphics
- Painted front cap

**SUPERIOR CONSTRUCTION AND DESIGN TRANSLATE INTO A SUPERIOR VALUE!**

**NOTHING TURNS LIKE THE ORIGINAL**  
**ACHIEVE 88° TURNING!**  
 IN A SHORT-BED, EXTENDED CAB TRUCK

CORNERING IN-TOWN or BACKING INTO CAMPSITES

88°

88° LAKE VIEW

**BEWARE OF IMITATIONS!  
 PATENT PENDING!**

## 2" Sidewalls



**Double Welded,  
 Fully Laminated  
 Lightweight  
 Aluminum  
 Sidewall  
 Construction**

Just an 1/8" thick foam cup protects your hand from scalding hot coffee... imagine what nearly 2" of block foam does for your Laminated Heartland Sidewall!

## ZERO° TESTED

Heartland 5th wheel construction has been subjected to rigid testing in the famous DOMETIC Extreme temperature testing chamber, where it passed with flying colors! The testing chamber temperature is set to 0° to test the heating system, followed by setting it at 100° to test its cooling ability. With our thick 2" laminated walls, enclosed and heated underbelly and insulated floor - the interior of the Heartland coach remained warm and comfortable through out the sub-freezing testing and nice and cool during the extreme heat test!



## The Ultimate Sofa Recliner



**Versatile Seating** Converts from sofa or recliner seating for six or more to dining for the whole family.



Heartland Recreational Vehicles  
 1001 All-Pro Drive • Elkhart, IN 46514 • 574-262-5992

## Community. Convenience. Close-to-home.

Where you purchase your recreational vehicle is ultimately your decision but Heartland urges you to consider buying at your local dealer. Dealers are part of your community, providing jobs and contributing to your local economy. These dealers are under obligation to provide warranty service for products they sell, but are not legally required to service products purchased from other dealers. At some point, you may need to return to the dealer you buy from - why not stay close to home? After all, home is where your Heartland is!

### BENEFITS OF PURCHASING YOUR RV LOCALLY:

- You enjoy valuable relationship building with Dealer Representatives, close to your home, who will explain the features and benefits of the product.
- You receive a full product orientation prior to delivery, which includes hands-on directions for many of the coach's systems and functions. You are also introduced to the Dealership's Service/Parts/Warranty personnel who are at the ready to help you with any issues you may encounter, now and in the future.
- You enjoy customer PRIORITY. Dealerships generally service their purchasing customers first - others may experience long delays and miss opportunities to use their RV. What is it worth for you to have a dealership's full attention and motivation to satisfy you when you need service - in a timely manner?
- Valuable TAX dollars and jobs stay in YOUR community which pays for your roads, schools, police and fire departments.

### DON'T UNDERESTIMATE CUSTOMER SERVICE AND PERSONAL CARE!

For Canadian Residents: If you purchase an RV out-of-country, there are additional fees, taxes and inspections that must be met before bringing your product home. Your local Canadian dealers are experts in these provisions.

Your Authorized Heartland Dealer:

[www.HEARTLANDRVS.com](http://www.HEARTLANDRVS.com)



Experience: Product Walk-Through Videos • Side By Side Comparisons • Feature Videos • Photo Galleries • Virtual 360° Tours  
 Detailed Floor Plans • News • Testimonials • Customer Service  
 Service Locator • Owners Club • More at our Informative Web Site

# CYCLONE

BY HEARTLAND

| VENDOR DIRECT 800#                  |  |
|-------------------------------------|--|
| CALL DIRECT FOR DIRECT RESULTS!     |  |
| TOLL FREE & WARRANTY PHONE NUMBERS: |  |
| LINPERF ..... 1-800-524-7521        | SUBURBAN ..... 1-423-775-2121          |
| DEXTER AXLE ..... 1-574-295-7888    | SWAN ..... 1-800-228-7926              |
| DOMETIC ..... 1-800-544-4881        | FLAR ..... 1-574-259-7938              |
| NORCO ..... 1-800-347-2222          | SEAT TECH ..... 1-866-624-7821         |
| SHUR-FLAW ..... 1-800-854-8218      | ONAN ..... 1-800-888-8625              |
| THEYFORD ..... 1-800-643-1219       | COMPLEX ..... 1-800-665-6663           |
| KOB ..... 1-800-295-7091            | HAER ..... 1-877-461-4788              |
| TRETTI TIRE ..... 1-866-443-8967    | CAREFREE ..... 1-800-622-3230          |
| A.S.A. ..... 1-800-658-2135         | DEKA ..... 1-800-429-6894              |
| PROGRESSIVE ..... 1-288-781-4241    | WHIRLPOOL/ MAYTAG ..... 1-800-645-9086 |
| CHENG ..... 1-877-294-8997          | NORCOLD ..... 1-800-643-1219           |
| ATWOOD ..... 1-866-869-3118         |  |

Call Direct,  
 Fast Results!  
 800# LABEL  
 IN EVERY HEARTLAND



**HEARTLAND CUSTOMER SERVICE WE'VE GOT YOUR BACK!**

Over 40 men and women located in a dedicated facility servicing our customers every day. With a dealer network of over 400 locations across the U.S. and Canada, you're never far from an authorized Heartland dealer.

We provide a convenient sticker in each coach listing the warranty phone numbers of our most common vendor partners so that if you choose to, you may work directly with them to more quickly resolve issues or obtain replacement items.

Product information is as accurate as possible as of the date of publication of this brochure. Due to Heartland's commitment to continuous product improvement - floorplans, materials, components, features, specifications, options, etc. are subject to change without notice or obligation to Heartland Recreational Vehicles.  
 Product information and specifications apply to coaches beginning with serial number 248851  
 Tow Vehicle Caution: Owners of Heartland recreational vehicles are solely responsible for the selection and proper use of tow vehicles. All customers should consult with a motor vehicle manufacturer or their dealer concerning the purchase and use of suitable tow vehicles for Heartland products. Heartland disclaims any liability or damages suffered as a result of the selection, operation, use or misuse of a tow vehicle. Heartland's limited warranty does not cover damage to the recreational vehicle or the tow vehicle as a result of the selection of the tow vehicle.  
 See your nearest Heartland dealer to review a current model. 40,000 Litho 2/12