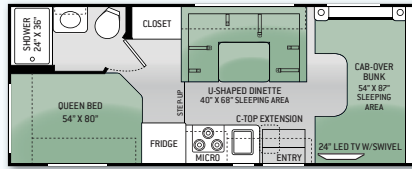
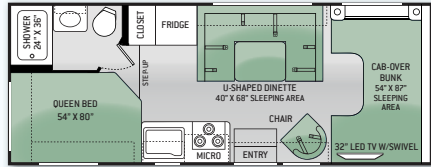


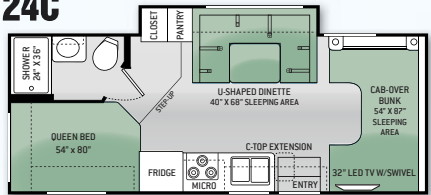
22E



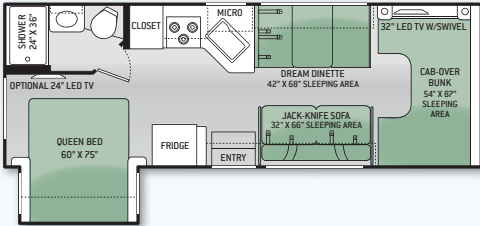
23U



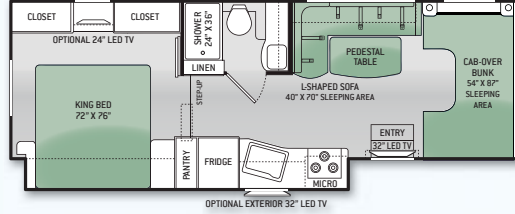
24C



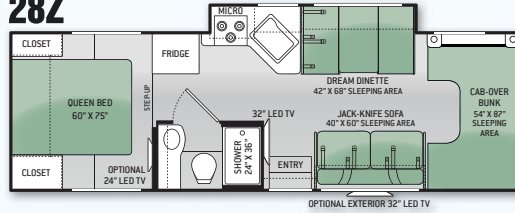
26A



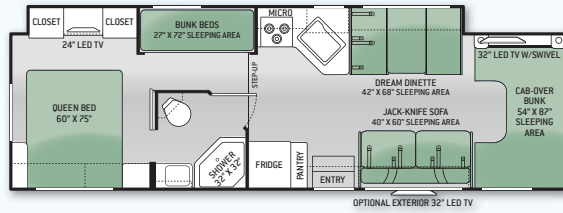
28F



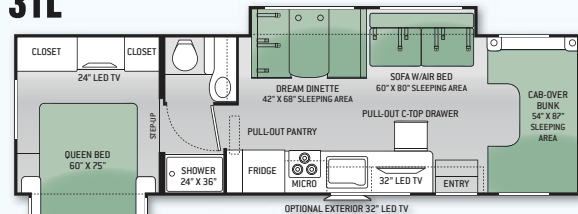
28Z



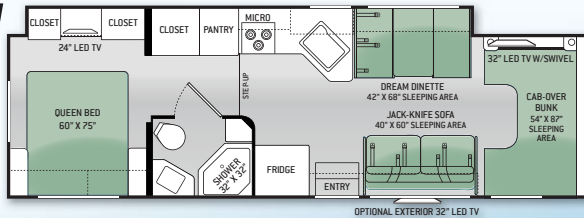
31E



31L



31W



Four Winds

FLOOR PLAN

	22E	23U	24C	26A
Chassis	Ford / Chevy	Ford / Chevy	Ford / Chevy	Ford / Chevy
Gross Vehicle (GVWR)	12,500 / 12,300	12,500 / 12,300	12,500 / 12,300	12,500 / 12,300
Gross Combined (GCWR)	18,500 / 16,000	18,500 / 16,000	18,500 / 16,000	18,500 / 16,000
Wheel Base	158" / 159"	158" / 159"	168" / 169"	183" / 184"
Exterior Length (w/o ladder)	23'-11" / 24'-5"	24'-10" / 25'-4"	24'-11" / 25'-5"	27' / 27'-6"
Exterior Height (w/AC)	10'-10"	10'-10"	10'-10"	10'-10"
Exterior Width (w/o mirrors)	99"	99"	99"	99"
Interior Height (living area)	82"	82"	82"	82"
Awning Size	15'	15'	16'	11'
Fuel (gal)	55 / 57	55 / 57	55 / 57	55 / 57
LPG (lbs)	40.9	40.9	40.9	40.9
Fresh/Waste/Gray Water (gal)	50 / 24.5 / 37	40 / 24.5 / 38.5	40 / 24.5 / 38.5	40 / 26 / 26
Water Heater (gal)	6	6	6	6
Furnace (BTUs)	20,000	20,000	20,000	30,000
Exterior Storage Capacity (cu. ft.)	52.3	69.5	49.2	40

FLOOR PLAN

	28F	28Z	31E	31L	31W
Chassis	Ford	Ford	Ford	Ford	Ford
Gross Vehicle (GVWR)	14,500	14,500	14,500	14,500	14,500
Gross Combined (GCWR)	22,000	22,000	22,000	22,000	22,000
Wheel Base	220"	212"	223"	223"	223"
Exterior Length (w/o ladder)	29'-7"	29'-11"	32'-7"	32'-7"	32'-2"
Exterior Height (w/AC)	10'-10"	10'-10"	11'	11'	11'
Exterior Width (w/o mirrors)	99"	99"	99"	99"	99"
Interior Height (living area)	82"	82"	84"	84"	84"
Awning Size	14'	14'	16'	16'	16'
Fuel (gal)	55	55	55	55	55
LPG (lbs)	40.9	40.9	40.9	40.9	40.9
Fresh/Waste/Gray Water (gal)	40 / 25 / 32	40 / 26 / 32	40 / 28 / 28	40 / 31 / 29	40 / 28 / 28
Water Heater (gal)	6	6	6	6	6
Furnace (BTUs)	30,000	30,000	30,000	30,000	30,000
Exterior Storage Capacity (cu. ft.)	42.7	98.3	52.8	65.9	59.5

OLYMPIC CHERRY



SYDNEY MAPLE

OLYMPIC CHERRY
31E, 31L & 31W ONLYSYDNEY MAPLE
31E, 31L & 31W ONLY

STANDARD GRAPHICS



GOLDEN NUGGET HD-MAX™



RIO RED HD-MAX™



Made to fit.

CONSTRUCTION & EXTERIOR

- Slick Fiberglass Exterior with Standard Graphics Package
- Rotocast Storage Compartments
- MEGA Storage™ Compartment
- Flush Mount Radius Luggage Doors
- Power Patio Awning with Integrated LED Lighting
- Slideout Room Awning (N/A 22E & 23U)
- Frameless Windows (31E, 31L & 31W Only)
- Roof Ladder

CONSTRUCTION & EXTERIOR OPTIONS

- HD-MAX™ Exterior with Graphics Package
- Automatic Hydraulic Leveling Jacks (28F & 31L Only / STD 31E & 31W)
- Outside Shower (STD 31E, 31L & 31W)

AUTOMOTIVE & COCKPIT

- Double DIN AM/FM Dash Radio with CD Player
- Deluxe Exterior Mirrors
- Power Windows & Door Locks
- Cruise Control
- Windshield Privacy Curtain
- Aluminum Running Boards
- 8,000-lb. Trailer Hitch with 7-pin Round Connector*

AUTOMOTIVE & COCKPIT OPTIONS

- Heated/Remote Exterior Mirrors with Integrated Side View Cameras (Requires Back-up Monitor)
- Back-up Monitor (STD 28F, 28Z, 31E, 31L & 31W)
- Wood Dash Applique
- Leatherette Captain's Chairs
- Power Driver's Seat (28F, 28Z, 31E, 31L & 31W)
- Cockpit Carpet Mat
- Keyless Entry & Valve Stem Extenders (STD 28F, 28Z, 31E, 31L & 31W)
- Wheel Liners (STD 28F, 28Z, 31E, 31L & 31W)
- Spare Tire

INTERIOR

- 82" Interior Ceiling Height
- 84" Interior Ceiling Height (31E, 31L & 31W)
- Residential Vinyl Flooring Throughout
- Ceiling Ducted Air Conditioning System (N/A 22E & 24C)

- LED Ceiling Lights
- Raised Panel Upper Cabinet Doors (31E, 31L & 31W Only)
- Night Shades
- Fabric Barrel Chair (23U Only)
- Fabric Jack-Knife Sofa (26A, 28Z, 31E & 31W)
- Leatherette L-Shaped Sofa with Pedestal Table (28F Only)
- Leatherette Sofa with Air Bed (31L Only)
- Fabric Dream Dinette Booth (26A, 28Z, 31E, 31L & 31W)
- Fabric U-Shaped Dinette (22E, 23U & 24C)

INTERIOR OPTIONS

- Leatherette U-Shaped Dinette (23U & 24C)
- Leatherette Jack-Knife Sofa (26A, 28Z, 31E & 31W)
- Single Child Safety Tether
- Dual Child Safety Tether in Booth Dinette (26A, 28Z, 31E, 31L & 31W)
- 12-volt Attic Fan in Cab-Over Bunk

KITCHEN

- 6 cu. ft. Double Door Refrigerator (N/A 31W)
- 18 cu. ft. Residential Refrigerator (31W Only)
- 3-Burner Gas Cooktop
- Microwave Oven
- Laminate Kitchen Countertops
- Large, Single Bowl Sink (22E Only)
- Large, Double Bowl Sink (N/A 22E)
- Pantry (24C, 28F, 31E, 31L & 31W)

KITCHEN OPTIONS

- 3-Burner Gas Cooktop with Oven (STD 28F, 28Z, 31E, 31L & 31W)
- Convection Microwave Oven (N/A 31E, 31L & 31W)

BEDROOM & BATHROOM

- Queen Size Denver Mattress® Weekender (N/A 28F)
- King Size Denver Mattress® Weekender (28F Only)
- Bedspread & Pillow Shams
- Bunk Beds in Hallway Slideout (31E Only)
- Porcelain Toilet
- Shower with Curtain (22E & 24C)
- Shower with Glass Door (N/A 22E & 24C)

BEDROOM & BATHROOM OPTION

- 12-volt Attic Fan in Bedroom

ENTERTAINMENT

- 24" LED TV on Manual Swivel in Cab-Over (22E Only)
- Cab-Over Entertainment Center with 32" LED TV & DVD Player on Manual Swivel (N/A 22E, 28F, 28Z & 31L)
- Entertainment Center with 32" LED TV & DVD Player in Living Area (28F, 28Z & 31L)
- Two (2) 13" LED TVs & DVD Player in Bunk Beds (31E)*
- Bluetooth Coach Radio with Exterior Speakers (28F, 28Z, 31E, 31L & 31W)
- Power Charging Center for Electronics (28F, 28Z, 31E, 31L & 31W)
- Cable TV & Satellite Ready

ENTERTAINMENT OPTIONS

- Cab-Over Entertainment Center with 39" LED TV & Sound Bar (IPO STD Living Area TV)
- Exterior 32" LED TV (28F, 28Z, 31E, 31L & 31W)
- 24" LED TV & DVD Player in Bedroom (26A, 28F & 28Z Only / STD 31E, 31L & 31W)

ELECTRICAL & PLUMBING

- Cummins Onan® RV QG 4000 Gas Generator
- 30-amp Service with Shoreline Power Cord
- 1000-watt Inverter with Automatic Generator Start (31W Only)
- Automatic Shoreline-to-Generator Transfer Switch
- 13,500 BTU Roof Air Conditioner in Front
- 6-gallon DSI Gas/Electric Water Heater
- Water Heater Bypass System
- Systems Control Center
- **Rapid Camp™** Wireless Control System (31E, 31L & 31W Only)


ELECTRICAL & PLUMBING OPTIONS

- 15,000 (IPO 13,500) BTU Roof Air Conditioner in Front (N/A 22E & 24C)
- Holding Tanks with Heat Pads (STD 28F, 28Z, 31E, 31L & 31W)
- Second Auxiliary House Battery (STD 31W)

PREMIER PACKAGE - STANDARD ON 31E, 31L & 31W

- 30" Over-the-Range Microwave Oven
- Solid Surface Kitchen Countertops
- Premium Roller Shades
- Water Filter System at Kitchen Sink
- Enclosed Sewer Area for Sewer Tank Valves
- Black Tank Flush System


BRONZE COIN



TOASTED ALMOND



WAVES OCEAN



*INCLUDED ON UNITS BUILT AFTER 10/1/14

Four Winds

YOUR LOCAL TMC DEALER:



RVIA

Go RVing.



P.O. Box 1486, Elkhart, Indiana 46515
Sales Department: 800.860.5658 • Customer Service: 877.855.2867

FOURWINDS-CLASSC.COM



IMPORTANT - PLEASE READ: This brochure reflects product design, fabrication, material, components and specifications at the date of printing, which date is disclosed on the last page. PLEASE VISIT US ONLINE AT THORMOTORCOACH.COM OR CONSULT WITH YOUR SELLING DEALERSHIP FOR THE LATEST IN STANDARDS, OPTIONS, SPECIFICATION AND TECHNICAL INFORMATION. Photographs in the brochure may depict optional equipment or may only be available in certain floor plans. Components, appliances and the chassis may have been manufactured in a calendar year before the vehicle's designated model year. All capacities are approximate. The actual length of the vehicle may differ from that indicated in the brochure due to variances in the manufacturing processes and/or installed components. All dry weights are based on standard model features and do not include optional features or equipment. Component part and appliance manufacturers issue limited warranties covering portions of the vehicle not covered under the limited warranty we issue.