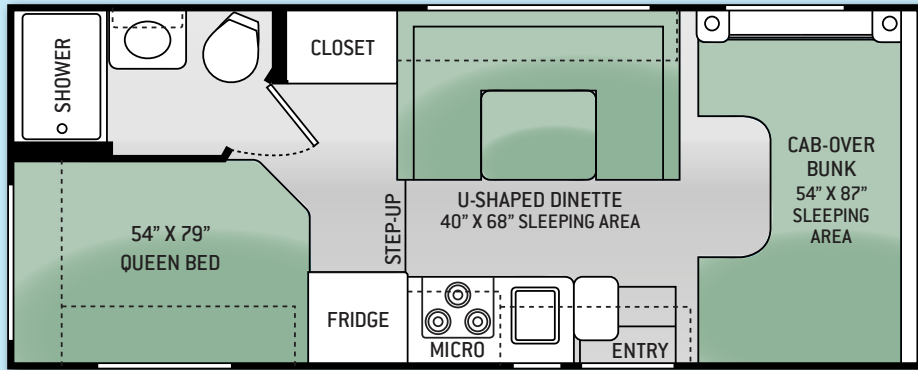


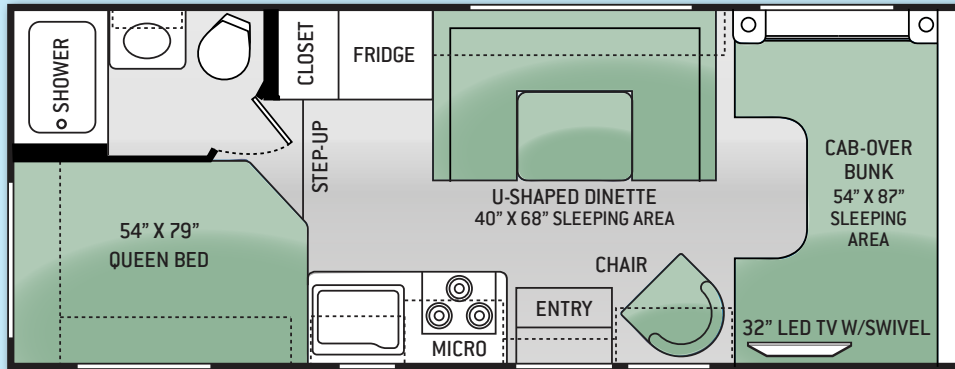
22E



# FREEDOM ELITE

FLOOR PLAN	22E	23H	28H
Chassis	Ford	Ford	Ford / Chevy
Gross Vehicle (GVWR)	12,500	12,500	14,500
Gross Combined (GCWR)	18,500	18,500	22,000
Wheel Base	158"	158"	212"
Exterior Length (w/o ladder)	23'-11"	24'-10"	29'-11"
Exterior Height (w/AC)	10'-10"	10'-10"	10'-10"
Exterior Width (w/o mirrors)	99"	99"	99"
Interior Height (living area)	82"	82"	82"
Awning Size	15'	15'	14'
Fuel (gal)	55	55	55
LPG (lbs)	40.9	40.9	40.9
Fresh/Waste/Gray Water (gal)	50 / 24.5 / 37	40 / 24.5 / 38.5	40 / 26 / 32
Water Heater (gal)	6	6	6
Furnace (BTUs)	20,000	20,000	30,000
Exterior Storage Capacity (cu. ft.)	52.3	69.5	98.3

23H

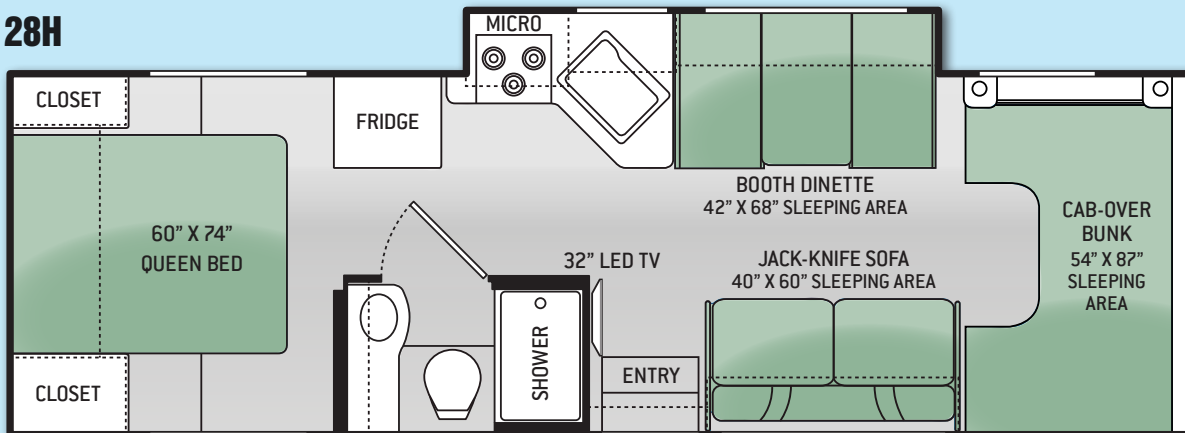


STANDARD GRAPHICS (22E ONLY)



INDIGO HD-MAX™ (23H & 28H ONLY)

28H



**CAMPING WORLD  
RV SALES**

## CONSTRUCTION & EXTERIOR

- Fully Welded Tubular Steel Floor System
- Fully Welded Tubular Aluminum Roof & Sidewall Cage Construction
- Vacu-Bond Laminated Roof, Sidewalls & Floor with High-Density Block Foam Insulation
- Premium Once-Piece TPO Crown Roof
- Slick Fiberglass Exterior with Graphics Package (22E)
- HD-MAX™ Exterior with Graphics Package (23H & 28H)
- Rotocast Storage Compartments
- Flush Mount Radius Luggage Doors
- MEGA Storage Compartment
- Portable Folding Table (23H & 28H)
- Electric Patio Awning with Integrated LED Lighting
- Slideout Room Awning (28H Only)
- Exterior Acrylic Entry Grab Handle
- Roof Ladder

## AUTOMOTIVE & COCKPIT

- Double DIN AM/FM Dash Radio with CD Player & Auxiliary Input
- Back-up Monitor (23H & 28H)
- Deluxe Exterior Mirrors
- Power Windows & Door Locks
- Keyless Entry & Valve Stem Extenders (28H Only)
- Cruise Control
- Tilt Steering Wheel
- Windshield Privacy Curtain
- Metal Running Boards
- Wheel Liners
- 5,000-lb. Trailer Hitch

## INTERIOR

- Residential Vinyl Flooring Throughout
- Hard Vinyl Ceiling
- Ceiling Ducted Air Conditioning System (23H & 28H)
- Incandescent Ceiling Lights
- Metal Entry Grab Handle
- Night Shades
- Fabric Barrel Chair (23H Only)
- Fabric Jackknife Sofa (28H Only)
- Booth Dinette (28H Only)
- Fabric U-Shaped Dinette (22E & 23H)

## KITCHEN

- Double Door Refrigerator
- 3-Burner Gas Cooktop with Oven
- Microwave Oven
- Laminate Kitchen Countertops
- Flip-up Countertop Extension (22E & 23H)
- Large Single Bowl Sink (22E Only)
- Large Double Bowl Sink (23H & 28H)

## BEDROOM & BATHROOM

- Queen Size Bed
- Bedspread & Pillow Shams
- Power Bath Vent in Bathroom
- Porcelain Toilet
- Skylight in Shower
- Shower with Curtain (22E Only)
- Shower with Glass Door (23H & 28H)


## ENTERTAINMENT

- Manual Swivel Mounting Bracket with Coax Connection & Recept in Cab-Over (22E Only)
- Cab-Over Entertainment Center with 32" TV & DVD Player on Manual Swivel (23H Only)
- Mid-Ship Entertainment Center with 32" TV & DVD Player in Living Area (28H Only)
- TV Manual Swivel Mounting Bracket & Recept Available in Cab-Over Bunk
- Cable TV & Satellite Ready
- TV Antenna & Booster
- Bluetooth Coach Radio System in Bedroom with Exterior Speakers (28H Only)
- Power Charging Center for Electronics (28H Only)


## ELECTRICAL & PLUMBING

- Cummins Onan® RV QG 4000 Gas Generator
- 30-amp Service with Shoreline Power Cord
- Automatic Shoreline-to-Generator Transfer Switch
- 13,500 BTU Roof Air Conditioner in Front
- Battery Disconnect Switch
- Emergency Start Switch
- Auxiliary House Battery
- 6-gallon Gas Water Heater (22E & 23H)
- 6-gallon DSI Gas/Electric Water Heater (28H Only)
- Water Heater Bypass System
- Holding Tanks with Heat Pads (28H Only)
- Systems Control Center

ACORN




SOLAR SAND



OLYMPIC CHERRY  
23H & 28H



VINTAGE MAPLE  
22E



# FREEDOM ELITE

YOUR LOCAL TMC DEALER:

Blank space for listing a local TMC dealer.



Go RVing.



## CAMPING WORLD RV SALES

IMPORTANT - PLEASE READ: This brochure reflects product design, fabrication, material, components and specifications at the date of printing, which date is disclosed on the last page. PLEASE VISIT US ONLINE AT THORMOTORCOACH.COM OR CONSULT WITH YOUR SELLING DEALERSHIP FOR THE LATEST IN STANDARDS, OPTIONS, SPECIFICATION AND TECHNICAL INFORMATION. Photographs in the brochure may depict optional equipment or may only be available in certain floor plans. Components, appliances and the chassis may have been manufactured in a calendar year before the vehicle's designated model year. All capacities are approximate. The actual length of the vehicle may differ from that indicated in the brochure due to variances in the manufacturing processes and/or installed components. All dry weights are based on standard model features and do not include optional features or equipment. Component part and appliance manufacturers issue limited warranties covering portions of the vehicle not covered under the limited warranty we issue.