



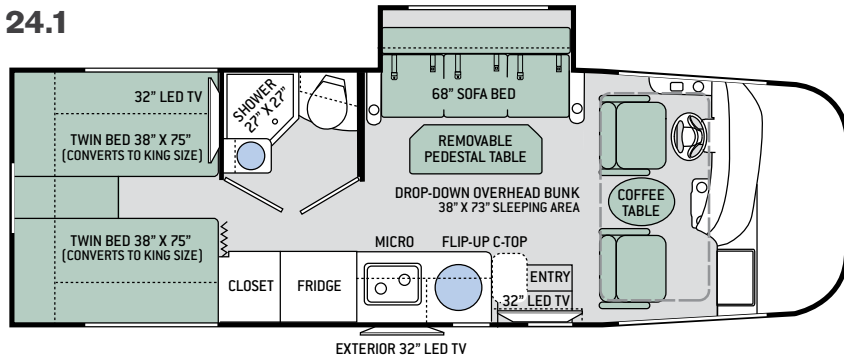
# AXIS<sup>®</sup>

R.U.V. BY THOR MOTOR COACH

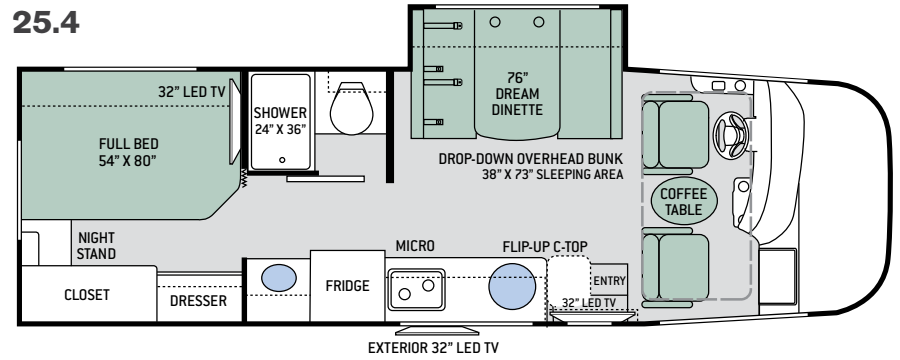
*If you're looking for the perfect way to travel back and forth to weekend soccer tournaments or take a mini-vacation, the Axis is the ticket!*

# Floor Plans

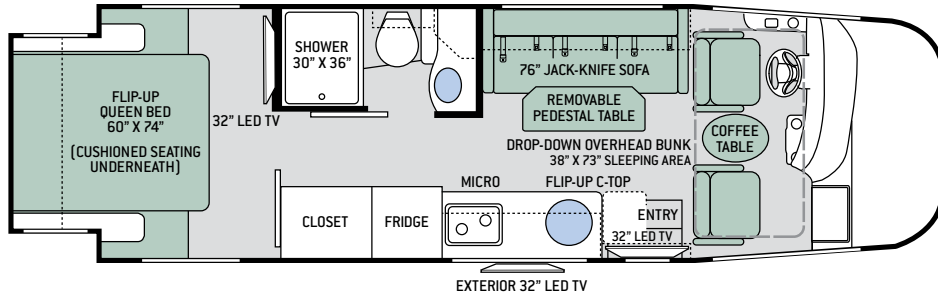
24.1



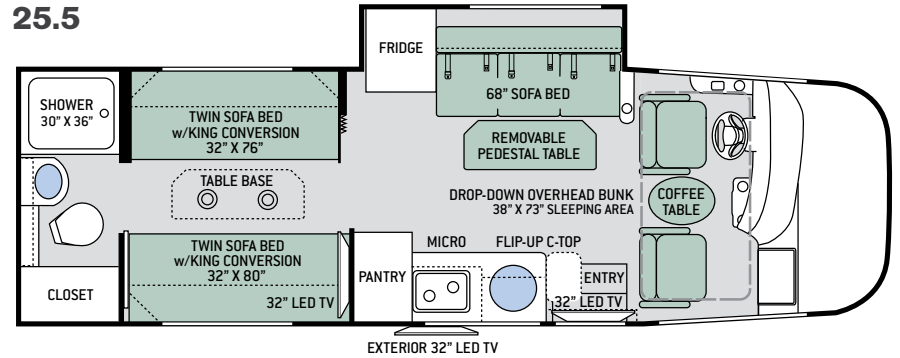
25.4



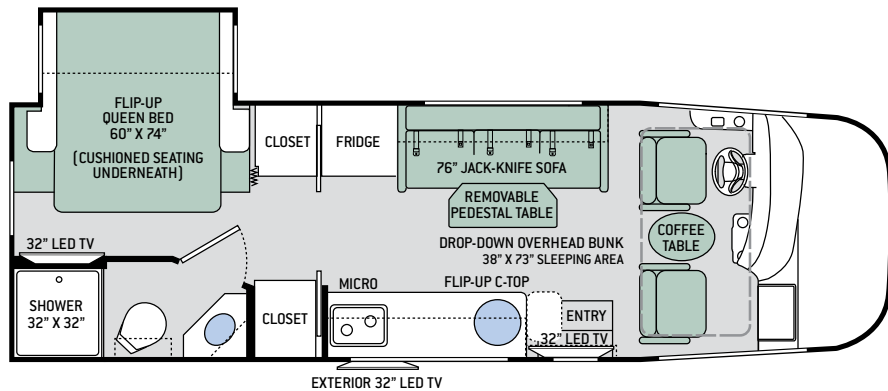
25.2



25.5



25.3



## Specifications

	24.1	25.2	25.3	25.4	25.5
Chassis	Ford	Ford	Ford	Ford	Ford
Gross Vehicle (GVWR)	12,500	14,500	14,500	14,500	14,500
Gross Combined (GCWR)	18,500	22,000	22,000	22,000	22,000
Wheel Base	188"	194"	188"	188"	188"
Exterior Length (w/o ladder)	25'-6"	26'-6"	26'-6"	27'	27'
Exterior Height (w/ AC)	11'-3"	11'-3"	11'-3"	11'-3"	11'-3"
Exterior Width (w/o mirrors)	94"	94"	94"	94"	94"
Interior Height (living area)	82"	82"	82"	82"	82"
Awning Size	17'	18'	18'	18'	18'
Fuel (gal)	55	55	55	55	55
LPG (lbs)	40.9	40.9	40.9	40.9	40.9
Fresh/Waste/Gray Water (gal)	42 / 30 / 40	39 / 30 / 40	50 / 30 / 41	42 / 30 / 40	42 / 37 / 30
Water Heater (gal)	Instant Tankless	Instant Tankless	Instant Tankless	Instant Tankless	Instant Tankless
Furnace (BTUs)	30,000	30,000	30,000	30,000	30,000
Exterior Storage Capacity (cu. ft.)	63.5	47	40	70	38.2



# Interior Decor



HARBOR SHORES II



SEAGLASS




BEECHWOOD CABINETRY



GLAZED PECAN CABINETRY

# Exterior Graphics



EMBER GLOW 



LIGHTHOUSE 

# Features

## CONSTRUCTION & EXTERIOR

- Ford® E-Series Chassis – 6.8L Triton® V10 Engine, 305HP, 420 lb.-ft. Torque – TorqShift® 6-Speed Automatic with Overdrive Transmission
- Welded Tubular Steel Floor System
- Welded Tubular Aluminum Roof & Sidewall Cage Construction
- Vacu-Bond Laminated Roof, Walls & Floors with Block Foam Insulation
- Premium One-Piece TPO Roof
- One-Piece Fiberglass Front Cap
- HD-MAX® Exterior with Graphics Package
- Rotocast Storage Compartments
- Flush Mount Radius Compartment Doors
- Power Patio Awning with Integrated LED Lighting
- Slideout Room Topper Awning
- Roof Ladder (24.1, 25.3, 25.4 & 25.5)
- Frameless Windows
- 8,000-lb. Trailer Hitch

## AUTOMOTIVE & COCKPIT

- Touchscreen Dash Radio with CD Player, Bluetooth® & Back-Up Monitor
- Heated/Remote Exterior Mirrors with Integrated Side View Cameras
- Reclining/Swivel Leatherette Captain's Chairs with Stow-Away Coffee Table
- Emergency Engine Start Switch
- Cruise Control
- Tilt Steering Wheel
- Fog Lights
- Power Privacy Shade on Windshield
- 16" Tires with Stainless Steel Wheel Liners
- Valve Stem Extenders on Rear Wheels
- Dash Workstation with 110-volt & 12-volt Outlets

**RUV™**  
RECREATIONAL UTILITY VEHICLE

**IMPORTANT—PLEASE READ:** This brochure reflects product design, fabrication, material, components and specifications at the date of printing, which date is disclosed below. **Please visit us online at [ThorMotorCoach.com](http://ThorMotorCoach.com) or consult with your selling dealership for the latest in standards, options, specification and technical information.** Photographs in the brochure may depict optional equipment or may only be available in certain floor plans. Components, appliances and the chassis may have been manufactured in a calendar year before the vehicle's designated model year. All capacities are approximate. The actual length of the vehicle may differ from that indicated in the brochure due to variances in the manufacturing processes and/or installed components. All dry weights are based on standard model features and do not include optional features or equipment. Component part and appliance manufacturers issue limited warranties covering portions of the vehicle not covered under the limited warranty we issue. Copyright Thor Motor Coach, Inc. © OH 04/15/17

- Power Drop-Down Hide-Away Overhead Bunk with Cotton Cloud™ Mattress & Bunk Ladder

## INTERIOR

- Rubber Tread Entry Steps with Lighted Step Well
- Metal Entry Grab Handle
- Residential Vinyl Flooring
- 82" Interior Ceiling Height
- LED Lighting
- Ceiling Ducted Air Conditioning System
- Euro-Style Cabinet Doors w/Soft Close Hidden Hinges & Nickel Finish Hardware
- Full Extension Ball-Bearing Metal Drawer Guides
- Leatherette Sofa & Removable Pedestal Table (24.1 & 25.5)
- Leatherette Jack-Knife Sofa & Removable Pedestal Table (25.2 & 25.3)
- Dream Dinette® Booth (25.4)
- Window Privacy Roller Shades
- 12-volt Attic Fan with Cover in Living Area

## KITCHEN

- 6 cu. ft. Double Door Refrigerator with Stainless Steel Door Inserts
- European 2-Burner Gas Cooktop with Glass Cover
- Protective Cover & Task Lighting Above Cooktop
- Convection Microwave Oven Below Cooktop
- Pressed Laminate Countertops
- Oversized Stainless Steel Sink with Sink Covers, Single Handle Faucet & Pull-Down Sprayer
- Flip-Up Countertop Extension

## BEDROOM & BATHROOM

- Two (2) Twin Sofa Beds with Upholstered Covers & King Conversion (24.1 & 25.5)
- Flip-Up Queen Size Bed with Reversible Mattress & Cushioned Seating Underneath (25.2 & 25.3)

- Full Size Bed (25.4)
- Designer Headboard (24.1, 25.2 & 25.3)
- Foot Flush Porcelain Toilet
- Stainless Steel Bathroom Sink
- Power Vent in Bathroom
- Shower with Curved Rod & Curtain
- 12-volt Attic Fan with Cover in Bedroom

## ENTERTAINMENT

- 32" LED TV in Living Area
- 32" LED TV in Bedroom
- Exterior 32" LED TV on Manual Swivel
- DVD Ready on All TVs
- Bluetooth® Coach Radio System in Bedroom with Exterior Speakers
- Power Charging Center for Electronics
- Digital TV Antenna & Booster
- Cable TV Ready

## ELECTRICAL & PLUMBING

- Onan® RV QG 4000 Gas Generator
- 30-amp Detachable Shoreline Power Cord
- Automatic Shoreline-to-Generator Transfer Switch
- 15,000 BTU Roof Front Air Conditioner
- Battery Disconnect Switch
- Second Auxiliary House Battery
- Pre-wired for Solar Charging
- Exterior LP Connection
- Instant Tankless Water Heater
- Outside Shower
- Systems Control Center

## ELECTRICAL & PLUMBING OPTIONS

- Holding Tanks with Heat Pads

YOUR LOCAL THOR MOTOR COACH DEALER



**Made to fit.**

[thormotorcoach.com/axis](http://thormotorcoach.com/axis)



P.O. Box 1486, Elkhart, IN 46515 Sales Department: 800.860.5658 Customer Service: 877.855.2867